

Traditional Steel

The Genuine. The Original.



START HERE.

Traditional Steel
Essential garage doors

The Genuine. The Original.



Traditional Steel

Long-term performance, durability and value

Every Traditional Steel garage door combines the Overhead Door legendary performance and durability with our best value.



Shown above: 184 series, almond, long panel, Stockbridge 2 window panel

CHOOSE YOUR DOOR

Panel style

Our Traditional Steel doors feature simulated wood-grain embossment to enhance the appearance of your door. Choose standard panels or long panels.

171/183



Standard panel (S)

171/174/181/184



Long panel (L)

172/177/182/187/392



V12 panel (V)

391



Standard panel (S)

399



Long panel (L)

Color

Doors are available in the colors shown or can be painted to match your home's décor.*



White†



Almond†



Desert Tan†



Taupe/
Sandstone†/††



Brown†

†Available on most 390 series door sizes

††Called sandstone on 391, 392 & 399 series

*Colors may vary slightly from these shown and may not be available on all individual series.

Model series

Series	170 S 171 L 172 V	173 S 174 L 177 V	180 S 181 L 182 V	183 S 184 L 187 V	391 S 392 V 399 L
Polystyrene insulation ¹			●	●	●
R-value ²			7.8	7.8	9.8
Heavy-duty steel ³		●		●	
Backing ⁴			Vinyl	Vinyl	Steel
Warranty	15-year limited	Lifetime limited	20-year limited	Lifetime limited	Lifetime limited
Panel style	S – Standard, L – Long, V – V12				

Terminology

¹Polystyrene insulation: Refers to lightweight insulation for improved energy efficiency and sound reduction

²R-value: The higher the R-value, the greater the insulating properties

³Heavy-duty steel: A thicker, more durable and dent-resistant option, designed to withstand additional knocks and bumps from outdoor activity

⁴Backing:

Vinyl – For a clean, more finished look and added sound absorption

Steel – Interior-side steel backing for strength and finished appearance

Wind load-rated door

Our WindStorm™ wind load-rated system is available on selected products to meet regulations for a variety of wind speeds, ensuring your door is built to withstand varying wind conditions, including hurricane-force winds, and meet the most stringent local building codes.

CHOOSE YOUR OPENER

Be sure to ask about our complete line of garage openers. Your Red Ribbon Distributor will help you choose the opener that best suits your specifications and preferences.



CHOOSE YOUR OPTIONS

Windows

Standard window options

Clear – Maximum light infiltration

Obscure – Light infiltration

with added security

Tempered – Enhanced safety

Premium window options (390 series only)

Want additional shatter resistance or a warm, amber tint? Ask your Red Ribbon Distributor about our optional upgrades.

Tempered glass – Enhanced safety

Solar bronze – UV protection (391)

High velocity impact glass – Security option
(170/180/391)

Clear Lexan® – Shatter resistant (391)

Insulated glass – Thermal efficiency (391)

Window panels

Standard panel (short)



Ashton 1



Clear Short



Sherwood 1



Stockton 1



Williamsburg 4



Cascade 1



Madison 1



Stockbridge 1 (170/180 Series only)



Waterton 1



Cathedral 1



Ruston 1



Stockford 1



Winston 1



Williamsburg 8

Long panel



Ashton 2



Cascade 2



Cathedral 2



Clear Long



Madison 2 (170/180 Series only)



Ruston 2



Sherwood 2



Somerton 2 (170/180 Series only)



Stockbridge 2




Stockford 2



Stockton 2 8-Lite Arch (170/180 Series only)



Stockton 2 10-Lite (170/180)



Stockton 2 12-Lite (399 only)



Waterton 2



Williamsburg 2



Williamsburg 4 (170/180 Series only)



Wynbridge 2 (170/180 Series only)




Shown: 172 series, white, V12 panel, clear glass window panel, with decorative hardware



Shown: 181 series, taupe/sandstone, long panel, clear glass window panel

Built better from the inside out




● **Embossed wood-grain texture**
Adds beauty, sophistication and durability



● **Galvanized steel boxed center stiles**
For maximum strength and minimal weight



Durable finish
Hot-dipped galvanized steel with two coats of baked-on polyester paint



Bulb-type bottom weather seal
Guards against wind and rain while providing a cushion when closing

The Genuine. The Original.

Since 1921, Overhead Door Corporation has not only raised the standards of excellence — we've created them. Overhead Door created the first upward-acting door in 1921 and the first electric garage door opener in 1926.

Today, our over 400 Overhead Door Red Ribbon Distributors are still leading the way with innovative solutions and unmatched installation, service and support. So look for the Red Ribbon. It's your guarantee that you're getting the genuine, the original Overhead Door.



Up to a limited lifetime warranty*

Some Overhead Door garage door models are backed by a warranty that protects against section rust-through for as long as you own your home. Also included is a one-year non-transferable, limited warranty ensuring high standards for materials and workmanship.*

* Warranties vary by model series. See warranty for full details.

The Genuine. The Original.



Overhead Door Corporation
2501 S. State Hwy., 121 Bus., Suite 200, Lewisville, Texas 75067
1-800-929-DOOR • www.OverheadDoor.com

©2012 Overhead Door Corporation. The Ribbon Logo is a registered trademark of Overhead Door Corporation. All other trademarks are the property of their rightful owners. Consistent with our policy of continuing product improvement, we reserve the right to change product specifications without notice or obligation. R900-925 20M 1/12 JAR



SOLD AND DISTRIBUTED BY: