



Using Natural Stone in your projects:

Our Guide to choosing and using natural stone



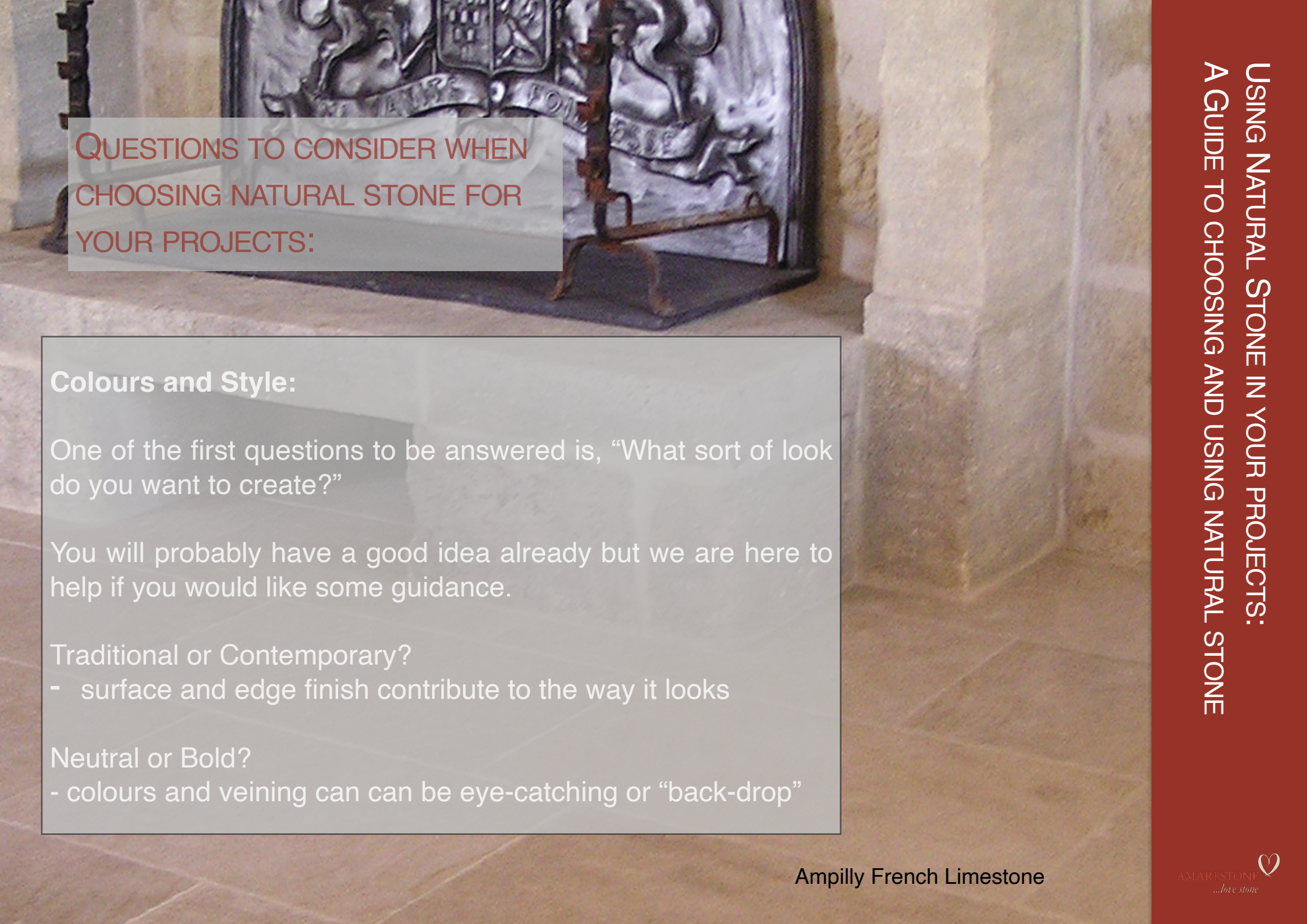
NATURAL STONE IS THE PERFECT CHOICE FOR ADDING VALUE AND IMPACT TO YOUR PROJECT.

Natural stone is a popular choice for commercial and domestic projects for both inside and outside. It can be textured, cut and shaped for a wide range of applications; e.g. ashlar, flooring, wall cladding, vanity tops, staircases, feature walls and many other uses.

You will probably already have an idea of the colour and style that you want to incorporate in your design. The next step is to choose the most appropriate stone to achieve the look that you want to create.

So what information do you need to give your supplier?





QUESTIONS TO CONSIDER WHEN
CHOOSING NATURAL STONE FOR
YOUR PROJECTS:

Colours and Style:

One of the first questions to be answered is, “What sort of look do you want to create?”

You will probably have a good idea already but we are here to help if you would like some guidance.

Traditional or Contemporary?

- surface and edge finish contribute to the way it looks

Neutral or Bold?

- colours and veining can be eye-catching or “back-drop”

QUESTIONS TO CONSIDER WHEN CHOOSING NATURAL STONE FOR YOUR PROJECTS:




Chameson French Limestone

Where will it be used:

Entrance hall of a commercial office or a domestic bedroom?
Swimming pool surround or private cloakroom? High-rise
cladding or ecclesiastical masonry?

The type of environment that it goes into and the atmospheric
conditions will determine what the physical properties of the
stone should be.



QUESTIONS TO CONSIDER WHEN
CHOOSING NATURAL STONE FOR
YOUR PROJECTS:

Slip Resistance:

Is it going to be in a wet area? e.g. patio, bathroom floor, shower enclosure, kitchen floor, pool surround.....

We can apply different degrees of texture to give an adequate slip resistance which works well in domestic situations.

But in very high traffic areas, such as in busy hotels or railway platforms, after a period time, the textured surface can be worn away leaving a smooth slippery finish.

Instead, consider using hard but coarser-grained stones that will be inherently more slip resistant.

QUESTIONS TO CONSIDER WHEN CHOOSING NATURAL STONE FOR YOUR PROJECTS:

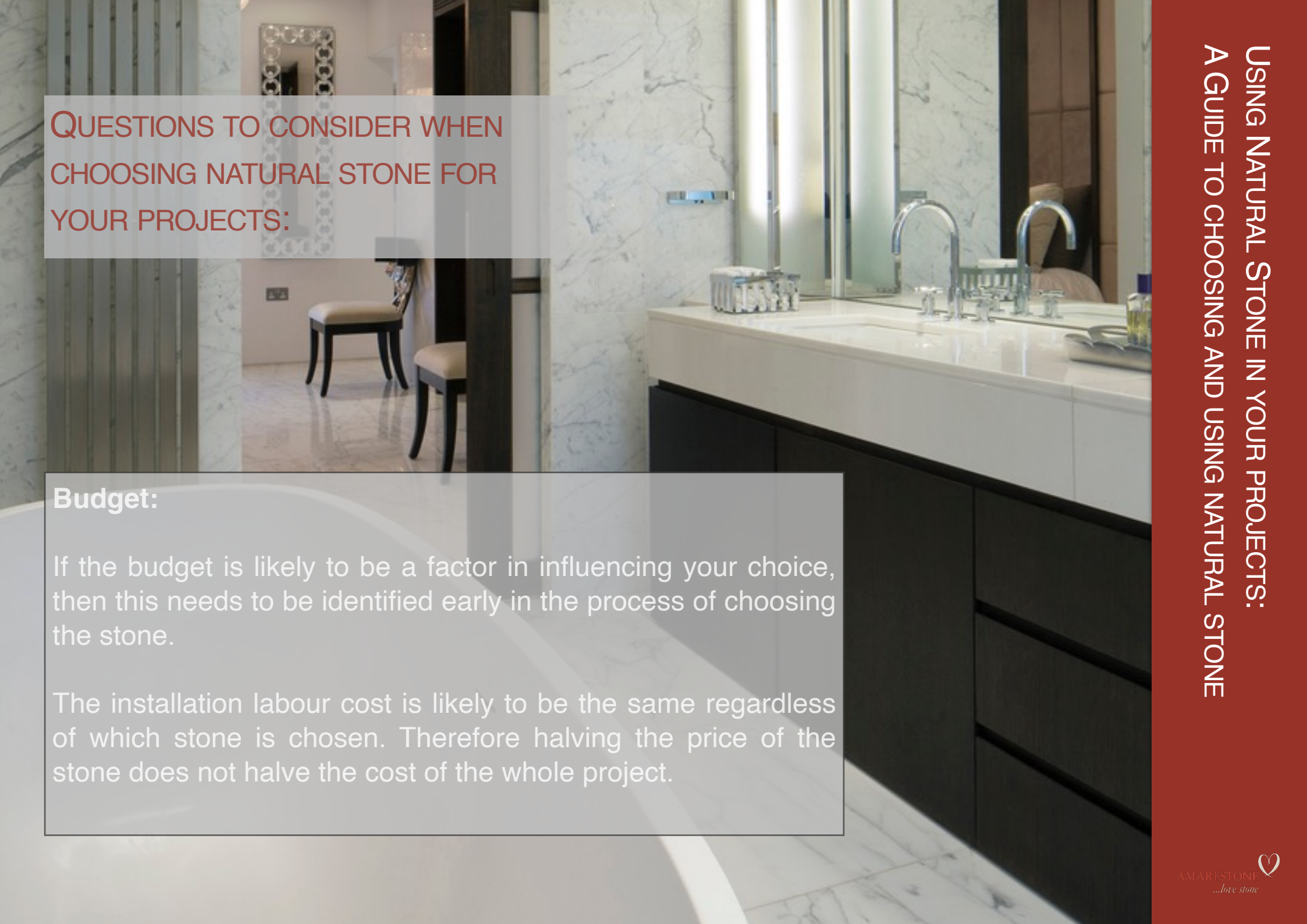
Ease of Maintenance:

For minimal maintenance, it is a question of choosing the right stone for the environment.

Dense, fine-grained marble or limestone has fewer “micro holes” for dirt to collect but a coarse, textured stone such as some sandstones or tumbled travertines would hold the dirt and make it harder to keep clean.

Sealing with a good quality sealer is absolutely key to low maintenance stone floor and wall surfaces.

Special floor waxes can make floors easier to keep clean by filling the holes where dirt can hide.



QUESTIONS TO CONSIDER WHEN
CHOOSING NATURAL STONE FOR
YOUR PROJECTS:

Budget:

If the budget is likely to be a factor in influencing your choice, then this needs to be identified early in the process of choosing the stone.

The installation labour cost is likely to be the same regardless of which stone is chosen. Therefore halving the price of the stone does not halve the cost of the whole project.

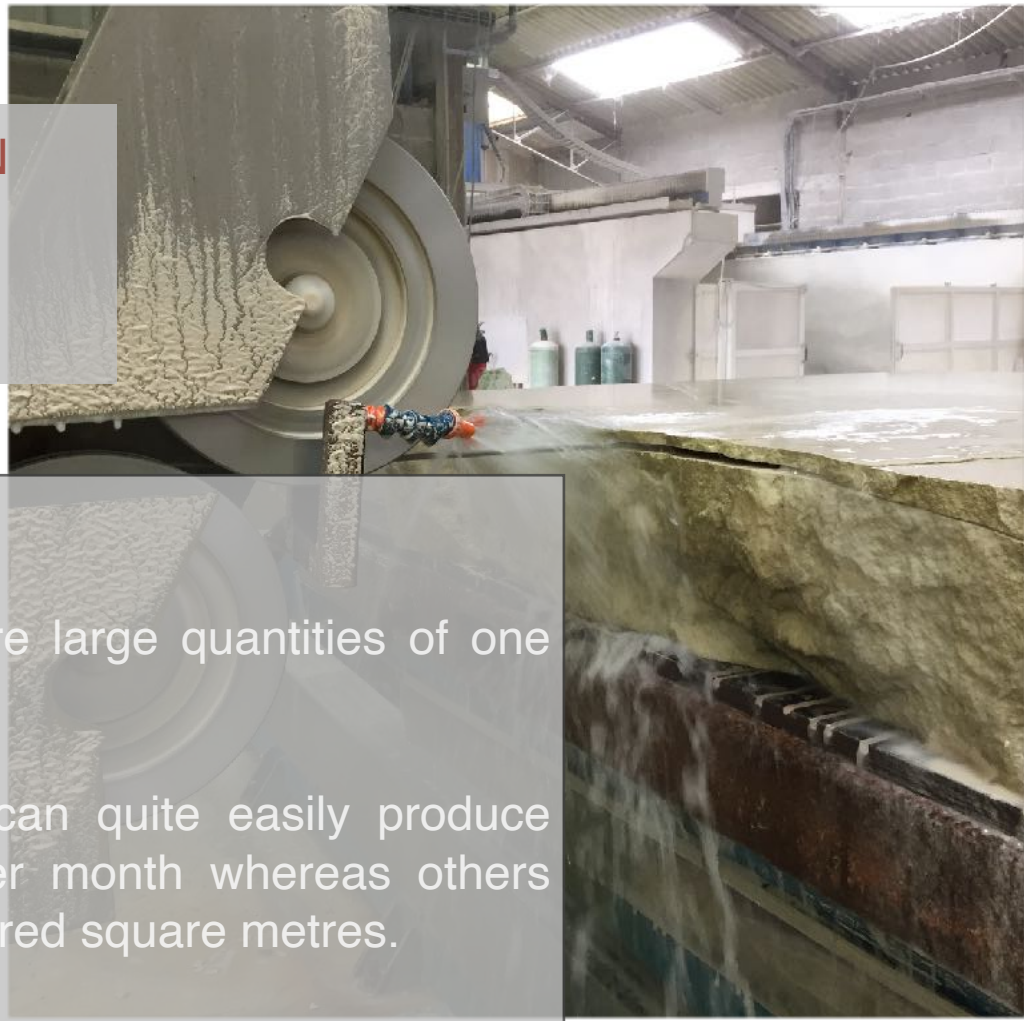
QUESTIONS TO CONSIDER WHEN CHOOSING NATURAL STONE FOR YOUR PROJECTS:

Quantity:

This is a particularly important where large quantities of one type of stone are required.

Some quarries and their factories can quite easily produce several thousand square metres per month whereas others may struggle to produce even a hundred square metres.

The factors that influence this include the size of the quarry, the amount of block available and the capacity of the factory that processes the blocks. Another important factor is the lead time required to produce the stone.



LEGAL OBLIGATIONS

It seems an obvious thing to say but any natural stone specified for a project needs to be fit for purpose. However, it is not always obvious which ones are suitable.

Thankfully, there is legislation which helps us to determine which stone can be used with confidence in a given situation.

It has been a legal requirement since July 2013 that any construction material (including natural stone tiles or cladding) placed onto the market in the UK (or EU) must have a CE certificate to demonstrate that it has been tested.

We can use the results of these tests to check the performance characteristics of the stone and decide if the stone is suitable. Without the test results, we cannot be sure and the specifier would be breaking the law!

WORKING WITH AMARESTONE

How to get the most from us:

The typical process is:

- a) together, we discuss the project requirements
- b) then we send you images of suitable stone.
- c) we send small samples and technical data,
- d) followed up by large samples and more photos so that you get a proper idea of the likely variations

We want you to fully appreciate what the stone will look like and how it will perform once installed. To do this, we will encourage you to visit our warehouse to view large samples or even to visit the quarry.



We invite you to visit our small showroom where you can see samples of many different types of limestone, marble and slate.

Amarestone at Pudding lane Nursery
Reading Road
Arborfield
RG2 9HP



Map: [click for map](#)

Please call ahead for an appointment and to make we can be there to meet you: +44 (0)345 260 8070



We are an active member of the Stone Federation of Great Britain and are one of the first members to be included in the Ethical Stone Register.



We specialise in French limestones, some of which are exclusive to Amarestone. We also work with marble and limestone quarries in UK, Italy, Spain and Portugal.

Additionally, we can offer our clients the peace of mind that our technical specifications for their project are endorsed by the quarry and, where applicable, by international leaders such as Fila and Mapei.

