


Industrial Finish Grinding Hammer Mills



Medium Production Finish Grinding Hammer Mill

Conventional industrial style hammer mills designed for medium to high production processing of relatively small wood materials. The largest models of this hammer mill style can process in-feed material up to 1" (2.5 mm) thick, or 6" (15 mm) long.

These mills can produce a finished particle size down to fine sawdust when processing dry wood. Alternatively, they can efficiently pre-grind green wood down to a size optimal for drying, or for immediate use in applications such as mulch or animal bedding.

Key Features

- The first point of contact the material has inside the grinding chamber is a **ribbed breaker plate**. The washboard effect of this plate provides the initial grind of the material before it comes in contact with the screen.
- Relatively **flat, notched-style hammers** are ideal for ripping and tearing fibrous wood materials the material, in contrast to the pulverizing action provided by larger, heavier block-style hammers.



Notched Hammers

- A **high hammer mill tip speed** increases the frequency of hammer and material interaction, resulting in a high throughput to horsepower ratio.
- All models have **optional pneumatic discharge**. This air assist feature is required when grinding to a fine finished particle size, but can increase overall efficiency when processing dry wood of any consistency. A value added bonus of the pneumatic discharge is that it can also convey the finished product to storage, or the next phase of production.



High Production Industrial Finish Grinding Hammer Mill



Ideal for processing:

- Planer shavings
- Green or dry wood chips
- Pre-hogged wood scrap
- Sawdust

Full Circle Screen Hammer Mills

The full circle screen style hammer mill is ideal for processing small, relatively soft wood materials from pilot scale up to more than 20 tons per hour.


Unlike the industrial style hammer mill, the full circle screen hammer mill does not have a ribbed breaker plate. Therefore, the first point of contact is the screen. As a result, this type of grinder is best suited for light, easy to process wood materials.



High Production Full Circle Screen Hammer

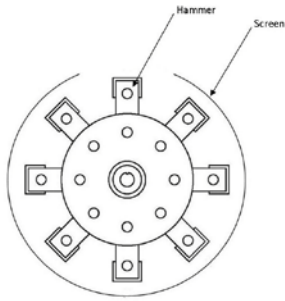


Pilot Scale Full Circle Screen Hammer Mill

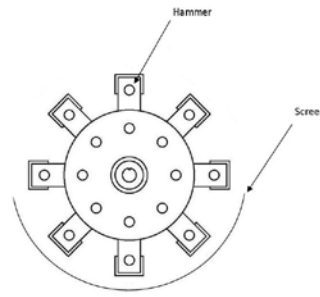


Key features:

- The most significant difference between the full circle mills and the industrial models is the screen coverage. **The full circle screen hammer mill has nearly 300 degree coverage of the rotor**, allowing for nearly double the area for material to evacuate the grinding chamber. The result is *the highest throughput to horsepower ratio of any hammer mill style*.



Full Circle Screen



Industrial

- **Easy access hinged doors** allow for ease of screen change, and four-way reversible hammers minimize maintenance time and cost.
- **Dual directional rotors** allow for maximum use of four-way reversible hammers, with minimal downtime.



High Speed Full Circle Screen Hammer



Ideal for:

- Planer shavings
- Dry wood chips
- Hogged wood scrap
- Sawdust conditioning

SchutteBuffalo
HAMMER MILL

www.hammermills.com