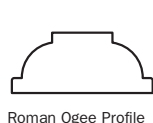
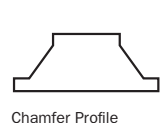
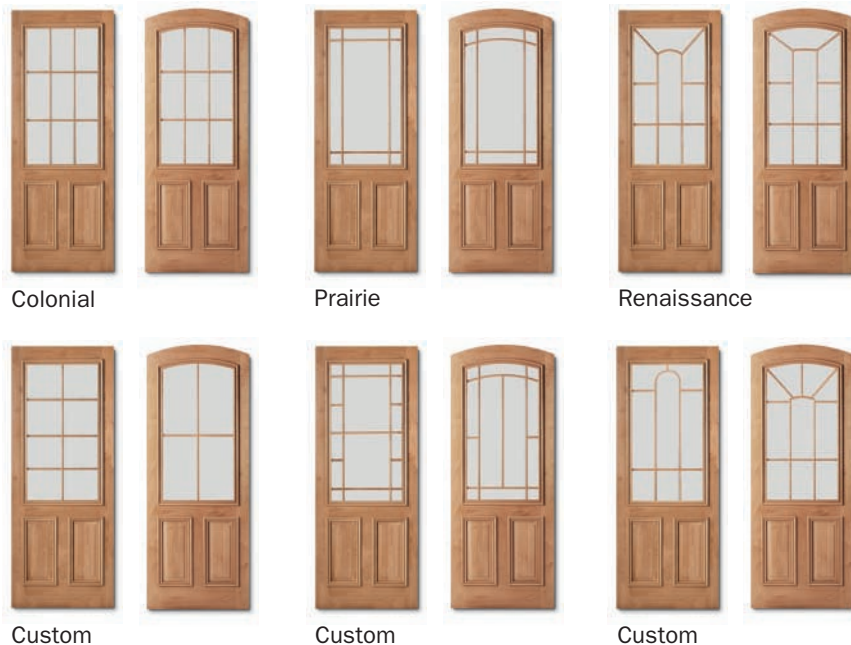


Options & Accessories



Straightline (181)

Shown in mahogany with sidelights (183), beveled glass and custom grilles. Direct-glazed transom with custom art glass. Hardware purchased separately.



Grille Profiles & Widths

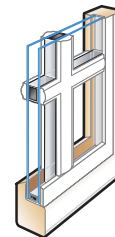
Grilles are available in two standard profiles: Chamfer and Roman ogee. All profiles are available in four standard widths: 3/4," 7/8," 1-1/8" and 2-1/4."

Divided Light

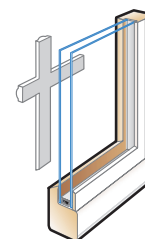
Andersen can provide just the right grilles to enhance any shape or style of entranceway. You can choose a recognized pattern, such as colonial, prairie or renaissance, recreate a specific design or have our designers work with you to craft a signature look. The illustrations below give you examples of some popular patterns in straightline and arched entryways.

Interior/Exterior Grille Combinations

Full divided light includes grilles on the interior and exterior of the entranceway. It is available with spacer between the glass panes for an authentic divided light appearance. For ease of cleaning, a simple removable interior grille is also offered.



Full divided light creates a look of architectural authenticity.



A removable interior grille makes cleaning easy.