


Options & Accessories

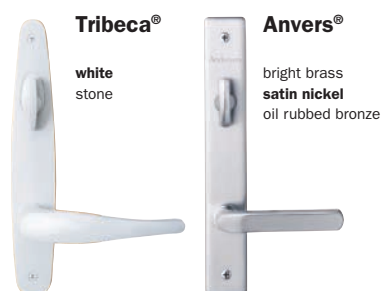


Estate™ Newbury® Hardware Shown in oil rubbed bronze.


Hardware

Andersen® architectural entranceways give you a multitude of hardware options. They can be pre-drilled for handle sets, knob sets and lever sets to accommodate most architectural styles and most manufacturers' designs. You can also choose lock and trim sets to match your window and patio door hardware from the Andersen® Metro™, Estate™ and Andiron® collections. With the exception of our Tribeca® style, all are forged from the finest brass and finished in brass, bronze, chrome or nickel. Tribeca hardware is diecast from zinc and coated with a low-maintenance white or stone finish. All Andersen locksets work with both single-point locking systems and multi-point locking systems, which secure the door panel at the top, middle and bottom.

Metro™ Collection



Estate™ Collection



Andiron® Collection




Capri Hardware



The Capri multi-point lock and trim set is compatible with all Andersen architectural entranceways, including 2-1/4" thick panels, as well as Springline™, gothic and extended-height doors that cannot accept hardware from our Metro™, Estate™ and Andiron® collections. It is available in your choice of three finishes: polished brass, dark bronze and satin chrome.

Finishes



Hinges

Standard ball bearing hinges are available in stainless steel, white, polished brass and dark bronze.



Individual computer, monitor and printer settings may prevent exact replication of hardware finishes. Please see your Andersen dealer for actual finish samples.