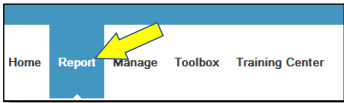
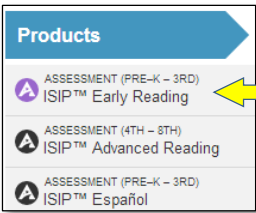

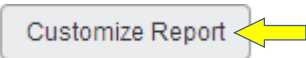


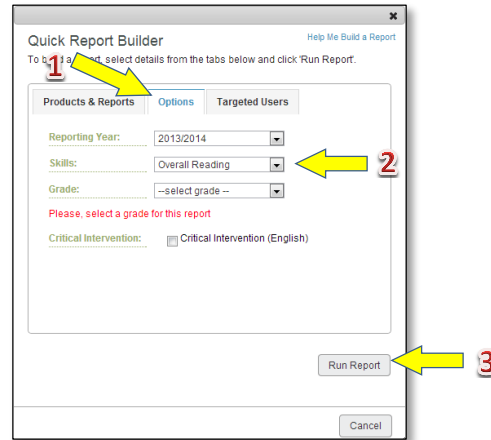
The **Skill Growth by Tier** reports show each skill assessed and the progress made by students through the current month as measured against performance goals within tier groups. Skill Growth and criteria become progressively more difficult with each assessment period. The values plotted on the graph are the average student performance for Tier 1, Tier 2, and Tier 3 students. The ability index for each student is presented in the table below the graph.

- Each line represents the growth of students grouped by instructional tier as determined during the beginning of the year assessments.
- The ability index for each student is presented in the table below the graph.

<p>Suggested uses for the ISIP™ Skill Growth Report:</p>	<ul style="list-style-type: none"> • Monitor the class’s tier movement by skill and overall reading ability. • Monitor the class’s progress in skill acquisition. • Identify the level of student support needed. • Evaluate effectiveness of instructional support.
<p>Frequency of Review:</p>	<ul style="list-style-type: none"> • We recommend pulling the ISIP Skill Growth by Tier report monthly after the most recent assessment. • We suggest 30 minutes per week of Istation instruction for Tier 1 students, 60 minutes a week for Tier 2 students, and 90 minutes a week for Tier 3 students.
<p>To run the Skill Growth By Tier Report, log in to www.istation.com and click on the Report tab.</p> <ol style="list-style-type: none"> 1. Select the product your class is using. 2. Choose Skill Growth By Tier from the reports list. 3. Click Customize Report. 	   

Quick Report Builder:

1. Click on the **Options** tab.
2. Select the **Reporting Year**, **Skills**, and **Grade**.
3. Click **Run Report**.



The legend helps you decode the graph.

Your students will be listed below the graph. You can click on the graph to display their individual data.

