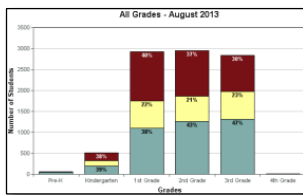




Supporting Educators. Empowering Kids.  
Changing Lives.

It's Month 2 and with a new month comes a new assessment in Istation. This is a great time to see what progress your students are making. You can track their progress on the Skill Growth by Tier report. The Priority Report will help you plan interventions for students who need them. You can document interventions used in the Priority Report for later use. The Student Summary Handout is a great resource to use when meeting with students to discuss educational goals or during parent conferences to show parents the progress being made or areas of need. We recommend that, depending on their tier level, students spend 30, 60, or 90 minutes per week in Istation for best results.

### Helpful Reports:



Summary Report


Priority Report - Student Intervention History

By Student Name

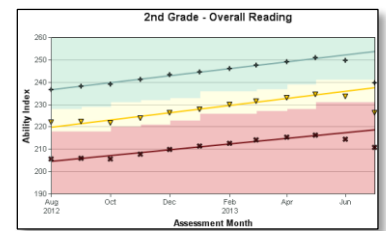
School Year 2013/2014

Priority Report Name	Assigned	Used	Used (%)	Last Used
ISP Early Reading - Tier 1	Assigned	Used	100%	Tue Aug 20, 2013
ISP Early Reading - Tier 2	Assigned	Used	100%	Tue Aug 20, 2013
ISP Early Reading - Tier 3	Assigned	Used	100%	Tue Aug 20, 2013
ISP Early Reading - Tier 4	Assigned	Used	100%	Tue Aug 20, 2013
ISP Early Reading - Tier 5	Assigned	Used	100%	Tue Aug 20, 2013

Priority Report

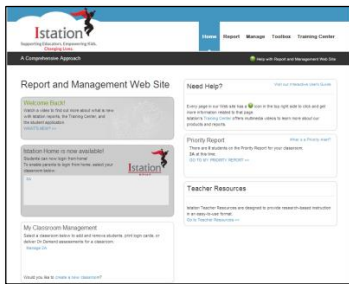


Student Summary Handout

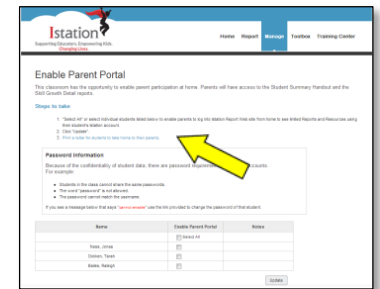


Skill Growth by Tier

### Parent Portal: (if available)



You can enable parent portal from your main account page. Once enabled, you can print parent letters with instructions on setting up home access.



### Report Quick Links:

You can save the reports you review the most as quick links that will show up on your main account page. You can set the reports to update every time your students take an assessment. You will find **Saved Reports** in the **Quick Links** box on your main account page.

