

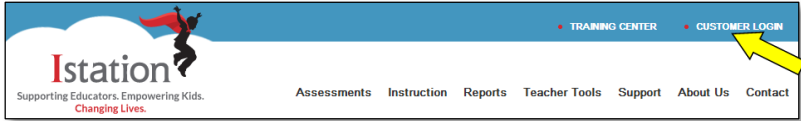
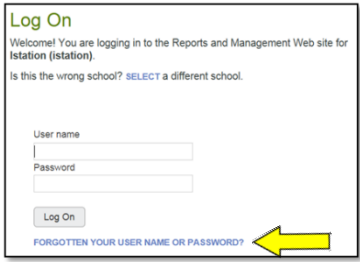
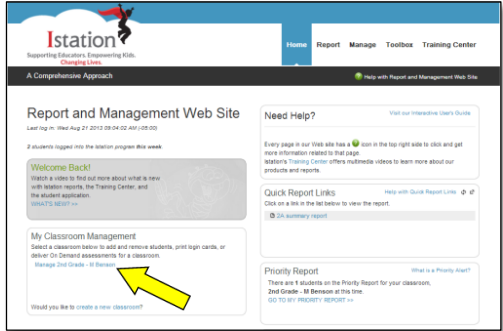
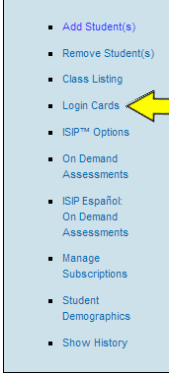



Getting Started with Istation

Supporting Educators. Empowering Kids.
Changing Lives.

Welcome! Thank you for putting your trust in Istation to Support Educators, Empower Kids, and Change Lives! Istation is a leading provider of computer-adaptive assessments and curriculum for students of ALL ability levels. Istation can be used as an intervention tool for struggling students (RTI), as a supplement for all students, and as a resource for teachers to differentiate instruction.

We created this informational guide to help you successfully implement Istation in your school. We look forward to helping you prepare your students for the exciting world that awaits them!

<p>Log into your account by clicking on CUSTOMER LOGIN at www.istation.com.</p> <p>If you do not remember your password, you can click the link FORGOTTEN YOUR USER NAME OR PASSWORD? Enter your district email and click Submit.</p> <p>You can also click here: https://secure.istation.com/Report/Index.</p> <p>If prompted for Domain Name, start typing your school name into the box and select the correct school and district (school.district.state).</p>	 
<p>Print your student login cards. These can be accessed by clicking on your class under My Classroom Management and then Login Cards in the blue box on the left side of the screen.</p>	  <ul style="list-style-type: none"> ▪ Add Student(s) ▪ Remove Student(s) ▪ Class Listing ▪ Login Cards ▪ ISIP™ Options ▪ On Demand Assessments ▪ ISIP Español On Demand Assessments ▪ Manage Subscriptions ▪ Student Demographics ▪ Show History

<p>Here are some ideas to keep in mind before allowing students to log in and take an assessment. Our Getting Started Checklist will ensure your students are prepared to do their best!</p>	<ul style="list-style-type: none"> • Inspect all equipment to be used (computers and headphones) to ensure it is operable. • Check audio volume on all computers. • Ensure students have sufficient proficiency using a computer. Students must be able to use a mouse for point-and-click operation. • Make sure the physical conditions and lighting in the testing location are satisfactory. • Create a seating arrangement that will allow for a space between each student. • Make sure students understand the importance of focusing on the assessment and doing their best.
<p>We recommend that prior to testing you become familiar with the assessment your students will complete and its format. To experience Istation as a student would, open the program by clicking on the student icon and sign in with your own user name and password.</p>	
<p>We have multiple solutions to any problems you run into.</p>	<ul style="list-style-type: none"> • FAQ section: www.istation.com/Support/FAQ • Teacher Resources with an interactive user's guide • Contact Istation support