

VANITY BOWLS

O/D 18-1/4" x 13" x 6-1/2"



#51 Small Oval Lavatory Bowl

Designed for use in 19" deep vanity tops
Ideal for tight spaces
Cast-in integral overflow

O/D 20-1/2" x 16" x 3-5/8"



#60 Shallow ADA Handicapped Lavatory Bowl

Designed for use in vanity tops that are 22" deep or deeper
Suitable for handicap-accessible applications in both residential and commercial applications
No Overflow

O/D 19-7/8" x 15-5/8" x 5-3/4"



#98 Oval Lavatory Bowl

Designed for use in vanity tops that are 22" deep or deeper
Cast-in integral overflow

O/D 19-1/4" x 14-1/4" x 5-7/8"



#75 Wave Lavatory Bowl

Designed for use in vanity tops that are 22" deep or deeper
Sleek, contemporary design
No Overflow

SINGLE BOWL SINKS



#230 Single Bowl

O/D 23" x 18"
I/D 21" x 16" x 7-1/2"



#220 Single Bowl


O/D 18" x 18"
I/D 16" x 16" x 7-1/2"




#215 Single Bowl

O/D 16" x 17-1/4"
I/D 13-3/4" x 15-1/2" x 7-1/2"

DOUBLE BOWL SINKS




#100 Bowl
O/D 35" x 18"
I/D 33" x 16" x 8-1/2"



#101 Bowl
O/D 33" x 18"
I/D 31" x 16" x 8-1/2"



#104 Bowl
O/D 33" x 21"
I/D 30" x 18" x 8-1/2"



#150 Bowl
O/D 39-1/2" x 18"
I/D 37-1/2" x 16" x 8-1/2"



#160 Bowl
O/D 35" x 21-3/4"
I/D 33" x 19-3/4" x 11"

SINGLE BOWL SINKS



#200 Bowl
O/D 8" x 13-3/4"
I/D 6" x 11-3/4" x 5-1/2"



#210 Bowl
O/D 13" x 16"
I/D 11" x 14 x 6-1/2"

All dimensions shown are approximates
O/D = Overall Dimensions
I/D = Inside Dimensions
Made in the U.S.A

www.TowerSinks.com
330-837-2216

Tower Industries
2101 Ninth Street S.W.
Massillon, OH 44647