


ShuttleBin™ 330



ShuttleBin 330 The ShuttleBin 330 has a large bin capacity of 47,000 cubic inches and holds up to 1,500 pounds.*

The ShuttleBin 330 is easy to set-up, use for displays, knock-down, and return. The optional drop-down doors allow for easy access on the retail floor, then the easy-to-fold side walls allow the ShuttleBin to collapse to a height of 12.1 inches. Durable and fully-vented, this compact-folding bin is the single solution for retail transport, storage, and display.



Fully collapsed the ShuttleBin 330 has a 3:1 empty return ratio and up to 270 empty bins can be loaded on a 53' trailer.

Feature Highlights

- **Unique ten-point zipper latch system** locks folding walls securely and ensures fast set-up and knock-down for increased productivity.
- **Impact-grade plastic** lasts longer, standing up to heavy day-to-day use, season after season.
- **FDA-approved materials** are certified safe for use with food products, eliminating many HACCP problems associated with wood bins.
- **Splinter-resistant plastic** delivers reduced maintenance costs, fewer injuries to workers, and less damage to product and equipment.
- **Hundreds of ventilation slots** reduce heat absorption and help your products stay cool. They also provide improved air flow on the retail floor.
- **Lightweight design** (only 110 pounds with two drop-down doors) makes handling easy and reduces shipping costs.
- **Nonporous surfaces** won't absorb water or dehydrate your product like wood bins, and they provide a constant tare weight throughout their use.
- **Easy-to-sanitize, smooth surfaces** keep cleaning costs to a minimum. A high-pressure wash removes most debris; a nonabrasive brush can dislodge any remaining items.

*See reverse for load capacity and maximum stack weight specifications.


Benefits of Using ShuttleBins

Increased productivity.




Non-sequential folding side walls and 10-point zipper latch system ensure fast and secure set-up and knock-down.

Lower shipping costs.




Ideal for closed-loop distribution systems, easy-to-fold side walls allow the ShuttleBin to fold flat. Three folded bins can be stored in the space of one for reduced return freight costs.

Reduced cooling costs.



Hundreds of ventilation slots promote air flow and help products stay cooler longer.

Faster and safer stacking.




The positive interlocking foot design allows for secure stacking up to 8 bins high.*

Better sanitation and reduced contamination.



Smooth, nonporous surfaces are easy to sanitize and won't trap debris, breed bacteria, or absorb chemicals like wood bins.

Improved traceability and bin security.



Several identification methods including RFID tags and attractive foil embossing are available.

Specifications for the ShuttleBin 330

Load Capacity:	1,500 pounds
Volume Capacity:	47,000 cubic inches
Tare Weight:	108 pounds (no drop-down door) 109 pounds (1 drop-down door) 110 pounds (2 drop-down doors)
Maximum Stack Weight ¹ :	11,120 pounds (no drop-down door; long term, ambient temperature) 8,896 pounds (1 drop-down door; long term, ambient temperature) 6,000 pounds (2 drop-down doors; long term, ambient temperature)
Molding Process:	High-pressure injection molding
Material:	Polypropylene, U.V. stabilized
Approval:	FDA-regulated material
Container Design:	Non-sequential folding walls and 10-point side wall zipper lock system for greater column and wall strength
Foot Design:	Five runner pallet base system with positive interlocking feet
Ventilation Slots:	1 9/16" (L) x 5/16" (W) in sides and base; rounded surfaces on interior edges of slots
Fork Lift Entry:	Four-way: 3 11/16" opening with curved fork entry to minimize fork damage
Graphic Card Holders:	Four available. Card size: 13" x 14 1/2"
External Dimensions:	40" (L) x 48" (W) x 33" (H)
Internal Dimensions:	36 3/4" (L) x 44 3/4" (W) x 26 7/8" (H)

ShuttleBin 330 (continued)

Options:	Solid base and walls Drop-down doors on one or both 48" walls for easy produce access Printed pallet base color nameplate: 9 3/4" x 3 7/8" Customer identification with RFID tags
----------	--

Notes: Dimensions assume tolerance of 1/4". Volume capacities assume tolerance of 5% and tare weights assume a tolerance of 4% unless noted otherwise. Ambient temperature approximately equal to 75° F. Data is subject to change.

¹ Stack Weight = (weight of bin contents + tare weight of bin) X number of bins in stack

* Please refer to maximum stack weight specifications.

