

Closet Connector Housings (CCH)

A LANscape®
Solutions Product

features and benefits |


| | |
|--|---|
| Interconnect and cross-connect capability | Ideal for field connectorization |
| Removable, translucent top covers (1U, 2U, 3U), removable rear cover (4U) | Visibility and ease of access for installation, testing and troubleshooting |
| Internal and external strain-relief options | Flexibility for installation and moves, adds and changes (MACs) |
| Accepts panels, modules and cassettes | Variety of field termination options |
| Adaptable to use as a modular splice housing | Splices are stored and protected in same footprint |

Designed based on thousands of hours of customer feedback, Corning Cable Systems Closet Connector Housings (CCHs) offer more than two dozen innovative features that make installation and troubleshooting of fiber optic connectivity faster, easier and more cost-effective. From fiber and cable routing and strain relief, to port labeling and termination, these housings reduce the risk of error that can disrupt networks.

Closet Connector Housings

Corning Cable Systems Closet Connector Housings (CCHs) provide interconnect or cross-connect capabilities between outside plant, riser or distribution cables and opto-electronics. Like all LANscape Solutions hardware, the housings accept CCH connector panels. In addition, the housings accept CCH cassettes and CCH modules.

(continued)



Corning Cable Systems CCH Hardware Includes the CCH-01U, CCH-02U, CCH-03U, CCH-04U | Photo LAN2511



CCH-01U with Translucent Top (Covers Partially Open) | Photo LAN2337

Closet Connector Housings (CCH)

A LANscape®
Solutions Product

The units are designed for rack mounting in 19-in (48 cm) racks or optional 23-in (58 cm) equipment racks (1.75-in EIA hole spacing). They are available in rack space options of 1U (two panels, cassettes or modules), 2U (four panels, cassettes or modules), 3U (six panels, cassettes or modules) and 4U (twelve panels, cassettes or modules). The 1U, 2U and 3U options feature a slide-out tray and see-through, removable top covers. The CCH-04U features a clear door, removable front and rear enclosures and a platinum-painted interior for maximum visibility and access.

Documentation labels are provided and components can be added as needed to construct a fiber distribution frame for any application. All housings include a removable tinted polycarbonate front door. All size housings have field-installable lock kits available for both front and rear doors.

Every CCH housing is shipped complete with strain-relief brackets, routing clips and guides, and mounting brackets for proper installation.


CCH Cassettes

CCH cassettes enable fast field termination and easy modular management of connectorization within the housing.


The CCH splice cassette supports fusion splicing of individual or ribbon fibers, with heat shrinks, pigtail slack and cable slack managed within a single space-saving footprint. This eliminates the need for individual splice trays or separate splice housings, as well as allowing splicing to be done away from the rack housing in a suitable workspace as needed. The modular design makes it easy to access the fiber in an individual cassette without disturbing other fibers in the housing. A CCH panel with the desired adapter configuration can be ordered separately and fits easily into the cassette.

A fully pigtailed splice cassette option and a slack cassette option, suitable for use with field-installable connectors, are also available.

Every CCH cassette is shipped with heat shrinks and all mounting accessories required for use inside the housings.




CCH-03U Installed with Splice Cassettes
| Photo LAN2519



CCH Splice Cassette Fully Installed with Heat Shrinks and 900 µm Fiber
| Photo LAN2528

Closet Connector Housings (CCH)

A LANscape®
Solutions Product



CCH Pigtailed Splice Cassette | Photo LAN2593



CCH-04U Installed with CCH Connector Panels (Sold Separately) | Photo LAN2616

specifications |

| | Dimensions (H x W x D) cm (in) | Shipping Weight kg (lb) |
|----------------|---|------------------------------------|
| CCH-01U | 4.4 x 43 x 43 (1.75 x 17 x 17) | 5.0 (11.0) |
| CCH-02U | 8.9 x 43 x 43 (3.5 x 17 x 17) | 6.5 (14.2) |
| CCH-03U | 13.3 x 43 x 43 (5.25 x 17 x 17) | 7.75 (17.0) |
| CCH-04U | 17.8 x 43 x 43 (7 x 17 x 17) | 8.0 (17.6) |
| CCH-CS | 16.2 x 3.5 x 20 (6.4 x 1.4 x 7.9) | 0.5 (1) |
| CCH-CF | 16.2 x 3.5 x 20 (6.4 x 1.4 x 7.9) | 0.5 (1) |

Closet Connector Housings (CCH)

A LANscape®
Solutions Product

ordering information |

| Part Number | Description |
|-----------------------------------|--|
| CCH-01U | Closet Connector Housing; accepts up to 2 CCH panels, cassettes or modules; comes with blank panels and hardware to strain-relieve cables internally or externally |
| CCH-02U | Closet Connector Housing; accepts up to 4 CCH panels, cassettes or modules; comes with blank panels and hardware to strain-relieve cables internally or externally |
| CCH-03U | Closet Connector Housing; accepts up to 6 CCH panels, cassettes or modules; comes with blank panels and hardware to strain-relieve cables internally or externally |
| CCH-04U | Closet Connector Housing; accepts up to 12 CCH panels, cassettes or modules; comes with blank panels and hardware to strain-relieve cables internally or externally |
| CCH-CS | CCH Splicing Cassette; accepts 1 CCH Panel and up to 24 single-fiber or 6 ribbon heat-shrink splice protectors; comes with 12 single-fiber heat-shrink splice protectors, grommets and cable ties for strain relief, protective braided tubing, 1 rail for use with CCH-01U/2U/3U housings, and 2 rails used with CCH-04U housings |
| CCH-CF | CCH Slack Storage Cassette; accepts 1 CCH Panel and provides modular slack storage for direct factory or field termination of incoming (e.g., distribution) cables; comes with grommets and cable ties for strain-relief, protective braided tubing, 1 rail for use with CCH-01U/2U/3U housings, and 2 rails used with CCH-04U housings |
| Pigtailed Splice Cassettes | CCH Splicing Cassette (CCH-CS) loaded with CCH panel and factory-terminated pigtails. Available with ribbon or single-fiber splicing configurations and with any available CCH panel. Includes appropriate number of heat shrinks and type of protective tubing depending on fiber count and cable type. Contact customer service (1-800-743-2675) for part numbers. |

If you need the previous CCH housing (pre-January 2012), you will need to use the following part numbers:

| | |
|------------------|--|
| CLSSC-01U | Classic Closet Connector Housing; accepts up to 2 CCH panels; comes with blank panels and hardware to strain relieve 1 cable with the universal cable clamp (UCC) or up to (5) 0.4 in or smaller cables with the UCC insert. Does not accept CCH cassettes. |
| CLSSC-02U | Classic Closet Connector Housing; accepts up to 4 CCH panels; comes with blank panels and hardware to strain relieve 1 cable with the universal cable clamp (UCC) or up to (5) 0.4 in or smaller cables with the UCC insert. Does not accept CCH cassettes. |
| CLSSC-03U | Classic Closet Connector Housing; accepts up to 6 CCH panels; comes with blank panels and hardware to strain relieve 1 cable with the universal cable clamp (UCC) or up to (5) 0.4 in or smaller cables with the UCC insert. Does not accept CCH cassettes. |
| CLSSC-04U | Classic Closet Connector Housing; accepts up to 12 CCH panels; comes with blank panels and hardware to strain relieve 1 cable with the universal cable clamp (UCC) or up to (5) 0.4 in or smaller cables with the UCC insert. Does not accept CCH cassettes. |

Closet Connector Housings (CCH)

A LANscape®
Solutions Product

ordering information | (continued)

| Part Number | Description |
|--------------------------|---|
| Accessories | |
| Strain Relief | |
| UCC-001 | Universal Cable Clamp Kit for use with external strain-relief bracket of CCH housings. Includes one UCC clamp and inserts for one cable up to 1.125-in diameter or up to five 0.4-in or smaller cables. |
| CPP-SSR-KIT | Central Member Strain-Relief Kit. Includes one clamp, washers, and screw to attach to CCH internal strain-relief bracket. |
| Mounting | |
| CCH1-RECESS-KIT-5 | Includes 5 pairs of brackets to recess mount 5 CCH-01U housings. |
| CCH2-RECESS-KIT-5 | Includes 5 pairs of brackets to recess mount 5 CCH-02U housings. |
| CCH3-RECESS-KIT-5 | Includes 5 pairs of brackets to recess mount 5 CCH-03U housings. |
| CCH4-RECESS-KIT-5 | Includes 5 pairs of brackets to recess mount 5 CCH-04U housings. |
| CCH4-3INCH-KIT-5 | Includes 5 pairs of brackets to mount 5 CCH-04U housings with 3-in frontal projection (standard CCH-04U frontal projection is 5-in) |
| CDF-01U-23-BKT | 23-in Mounting Brackets for the CCH-01U |
| CDF-02U-23-BKT | 23-in Mounting Brackets for the CCH-02U |
| CDF-03U-23-BKT | 23-in Mounting Brackets for the CCH-03U |
| CDF-04U-23-BKT | 23-in Mounting Brackets for the CCH-04U |
| CDF-01U-24-BKT | 24-in Mounting Brackets for the CCH-01U |
| CDF-02U-24-BKT | 24-in Mounting Brackets for the CCH-02U |
| CDF-03U-24-BKT | 24-in Mounting Brackets for the CCH-03U |
| CDF-04U-24-BKT | 24-in Mounting Brackets for the CCH-04U |
| Miscellaneous | |
| FDC-CABLE-GRND | Armored Cable Grounding Kit; contains armored grounding clip and ground strap |
| CCHA-LOCK-KIT | CCH Hardware Lock Kit, compatible with CCH-01U, CCH-02U, CCH-03U, CCH-04U front and rear doors. |
| CJP-01U | Closet Jumper Management Panel; provides jumper management in a 1.75-in rack space |
| CJP-02U | Closet Jumper Management Panel; provides jumper management in a 3.5-in rack space |
| CJP-03U | Closet Jumper Management Panel; provides jumper management in a 5.25-in rack space |

Closet Connector Housings (CCH)

A LANscape®
Solutions Product

ordering information | (continued)

| Part Number | Description |
|-----------------------------------|--|
| Replacement Parts | |
| Covers and Doors | |
| CCH1-TOP-COVER-2 | Top Covers (2) for CCH-01U, CCH-02U and CCH-03U, with 2 label cards |
| CCH1-DOOR-FRONT | Front Door for CCH-01U, includes hinges and latches |
| CCH2-DOOR-FRONT | Front Door for CCH-02U, includes hinges and latches |
| CCH3-DOOR-FRONT | Front Door for CCH-03U, includes hinges and latches |
| CCH4-DOOR-FRONT | Front Door for CCH-04U, includes hinges and latches |
| CCH1-DOOR-REAR | Rear Door for CCH-01U, includes hinges and latches |
| CCH2-DOOR-REAR | Rear Door for CCH-02U, includes hinges and latches |
| CCH3-DOOR-REAR | Rear Door for CCH-03U, includes hinges and latches |
| CCH4-DOOR-REAR | Rear Door for CCH-04U, includes hinges and latches |
| Labeling | |
| CCH1-LABEL-CARD-20 | Plastic Label Cards for CCH-01U, CCH-02U, CCH-03U; 20 per pack |
| CCH4-LABEL-CARD-20 | Plastic Label Cards for CCH-04U; 20 per pack |
| CCHA-LABEL-PNL-50 | Additional Panel Labels for the CCH; contains 50 labels |
| Strain Relief | |
| CCH1-STRN-INT | Internal Strain-relief Bracket for the CCH-01U, CCH-02U, CCH-03U |
| CCH1-STRN-EXT | External Strain-relief Bracket for the CCH-01U, CCH-02U, CCH-03U |
| CCH4-STRN-INT | Internal Strain-relief Bracket for the CCH-04U |
| CCH4-STRN-EXT | External Strain-relief Bracket for the CCH-04U |
| CCHA-CLIP-BTF-2 | Transitional Strain-relief Clip for CCH-01U, CCH-02U, CCH-03U, CCH-04U; 2 per pack |
| Fiber and Cable Management | |
| CCH1-CASS-RAIL | 1 Stacker Rail for CCH-01U, CCH-02U, CCH-03U; for use with CCH cassettes |
| CCH4-CASS-RAIL-24 | Small Rails for CCH-04U; for use with CCH cassettes; 24 per pack |
| CCHA-CLIP-SLCK-8 | Segregated Fiber Routing Clips for CCH-01U, CCH-02U, CCH-03U, CCH-04U; 8 per pack |
| CCH1-GUIDE-JMPR-3 | Front Jumper Routing Guide for the CCH-01U, CCH-02U, CCH-03U; 3 per pack |
| CCH4-CLIP-JMPR-8 | Front Jumper Routing Guide for the CCH-04U; 8 per pack |
| CCHA-CLIP-PNL-24 | Panel Clips for the CCH-01U, CCH-02U, CCH-03U, CCH-04U; 24 per pack |

Closet Connector Housings (CCH)

A LANscape®
Solutions Product

notes |

PRETERMINATED SYSTEMS | CABLES | CONNECTORS | CABLE ASSEMBLIES | HARDWARE | SPLICE CLOSURES | SPLICE EQUIPMENT | TEST EQUIPMENT | TRAINING

Closet Connector Housings (CCH)

A LANscape®
Solutions Product

notes |

**Corning Cable Systems LLC • PO Box 489 • Hickory, NC 28603-0489 USA
800-743-2675 • FAX: 828-325-5060 • International: +1-828-901-5000 • www.corning.com/cablesystems**

Corning Cable Systems reserves the right to improve, enhance and modify the features and specifications of Corning Cable Systems products without prior notification. LANscape is a registered trademark of Corning Cable Systems Brands, Inc. All other trademarks are the properties of their respective owners. Corning Cable Systems is ISO 9001 certified.
© 2012 Corning Cable Systems. All rights reserved. Published in the USA. LAN-1129-EN / January 2012