


















**PORTABLE AIR CONDITIONERS**

Rent spot coolers! AIRPAC PORTABLE AIR CONDITIONERS <i>American Engineered. American Made. That's Cool!</i>	COOLIT® Series			PORTAPAC® Series			
	COOLIT2600	COOLIT3000	COOLIT3300	PAC36	PAC60	PAC96	PAC120
							
<b>BTU/h @ 95°F, 60% RH</b>	13,500/1.1T	28,000/2.3T	28,000/2.3T	36,000/3T	60,000/5T	96,000/8T	120,000/10T
<b>Power Requirements</b> <i>(Multiple choices for PAC's)</i>	115V	208/230/1/60Hz	208/230/1/60Hz	208/230/1/60Hz 208/230/3/60Hz	208/230/1/60Hz 208/230/3/60Hz 460/480/3/60Hz	208/230/3/60Hz 460/480/3/60Hz	208/230/3/60Hz 460/480/3/60Hz
<b>Amp Rating</b>	11.7	16.0	16.0	41 @ 208/1 26 @ 208/3	59 @ 208/1 34 @ 208/3 18 @ 480/3	50 @ 208/3 26 @ 480/3	64 @ 208/3 32 @ 480/3
<b>Fuse Size (amps)</b>	15	20	20	60 @ 208/1 35 @ 208/3	80 @ 208/1 60 @ 208/3 25 @ 480/3	70 @ 208/3 35 @ 480/3	90 @ 208/3 45 @ 480/3
<b>Supply/Evaporator CFM Max</b>	440	1,100	1,100	1,200	2,000	3,200	4,000
<b>Return/Condenser CFM Max</b>	680	2,050	2,050	2,200	3,100	4,500	6,200
<b>Dimensions w x d x h (in.)</b>	18-3/4 x 32-3/4 x 47-1/2	35-1/2 x 24 x 47-3/4	35-1/2 x 24 x 55	42 x 28-3/4 x 63-3/8	42 x 28-3/4 x 63-3/8	47-3/4 x 28-3/4 x 77	60-1/4 x 29-1/4 x 79-1/4
<b>Weight (lbs.)</b>	188	375	405	650	750	1,050	1,300
<b>Control Features</b> Control Panel/Thermostat	<b>Standard:</b> Off - Fan - Cool <b>Option 1:</b> Electronic Thermostat with LCD Display <b>Option 2:</b> Electronic Programmable Thermostat with LCD Display <b>Option 3:</b> Electronic Programmable Thermostat with Internet Capability						
<b>Cabinet Style</b>	18 ga. galv.	16 ga. galv.	16 ga. galv.	16 ga. galv.	16 ga. galv.	16 ga. galv.	16 ga. galv.
<b>Cabinet Finish</b>	ABS Plastic	Powder Coated	Powder Coated	Powder Coated	Powder Coated	Powder Coated	Powder Coated
<b>NEMA Plug/Cord Length</b>	5-15/6 ft.	L6-20/5.5 ft.	L6-20/5.5 ft.	Hard Wired	Hard Wired	Hard Wired	Hard Wired
<b>Supp/Evap &amp; Ret/Cond Air Size (in. dia.)</b>	N/A	N/A	N/A	16	16	18	20
<b>Supp/Evap Max. Ext. Static (IWG)</b>	0.5	0.8	0.8	1.0	1.0	1.5	1.5
<b>Supp/Evap Max. Duct Length Cond. (ft.)</b>	25	50	50	50	50	50	50
<b>Condensate Management</b>	---- 2 Tanks, 2.5 gal. each & Internal Pump -----			----- Internal Pump -----			
<b>Condensate Connection (in.)</b>	3/8 ID	3/8 ID	3/8 ID	3/8 ID	3/8 ID	3/8 ID	3/8 ID
<b>Max. dB w/ Condenser Duct</b>	52	58	58	N/A	N/A	N/A	N/A
<b>Safety Certification</b>	----- ETL-Electrical Testing Laboratory -----						


**PORTABLE HEATERS**

Rent clean, safe electric heat!	HEATIT™ Series			HEATPAC™ Series		
	HEATIT1.5	HEATIT3	HEATIT9	HEATPAC18	HEATPAC40	HEATPAC60
						
<b>Heating Capacity</b>						
kW	1.5	3	9	18	40	60
BTU/h	5,100	10,200	30,700	45,000 or 65,000	51,200/102,400/136,500	82,000 /164,000/205,000
Watts	1,500	3,000	9,000	13,000 or 19,000	16,000/32,000/40,000	24,000/48,000/60,000
<b>Electrical Data</b>						
Voltage	120/60/1	240/60/1	240/60/1	240/60/3	480/60/3	480/60/3
Power Consumption (amps)	12.5	12.5	37.5	47	20/40/50	30/60/75
Power Cord Gauge (AWG)	3 x 16	3 x 16	3 x 8	N/A	N/A	N/A
Cord Length (ft.)	9	9	9	----- Hard Wired -----		
Power Connection	NEMA 5-15P	NEMA 6-15P	NEMA 6-50 P	----- Hard Wired/CAM -----		
<b>Airflow (CFM)</b>	116	205	350	740	1765	1765
<b>Dimensions</b> w x d x h (in.)	8 x 12 x 12	10 x 14 x 15	12 x 23 x 18	14 x 30 x 18	20 x 46 x 25	20 x 46 x 25
<b>Net Weight (lbs.)</b>	15	17	48	52	125	125
<b>Safety Certification</b>	----- UL Listed -----					

## TEMPORARY HVAC

Need temporary HVAC for Events or Facilities? We have it!	NANA	GERO	JUH	COCH
				
<b>Cool BTU/h 80/67, 95° F</b>	14,000	4 tons	5 tons	12 tons
<b>Heat BTU/h 60°, 50° F</b>	11,000	42,000	57,500	N/A
<b>Power Requirements</b>	115V /60	208/230/1/60Hz	208/230/3/60Hz	460/480/3/60Hz
<b>Cool Amp Rating (amps)</b>	11.5	23 ~ 20	35	30
<b>Evaporator CFM Max</b>	465	1236	2000	6000
<b>Dimensions (w x d x h) (in.)</b>	23 x 21 x 38	Indoor 23 x 17 x 71	48 x 55 x 35	34 x 74 x 74
<b>Weight (lbs.)</b>	88	Indoor 127	450	1,100
<b>Control</b>	On unit	On unit	T-stat	Manual or T-stat
<b>Disconnect type</b>	Plug	Plug	Plug	Internal Breaker
<b>Cabinet Style</b>	MAF	18 ga steel	18 ga. steel	16 ga. galv
<b>Cabinet Finish</b>	FRP	Powder Coated	Powder Coated	Powder Coated
<b>Electrical Input Style</b>	NEMA 5-15	NEMA L6-30	Mini cam	HW or mini cam
<b>Condensate Connection (in.)</b>	3/8 ID	Garden hose	Garden hose	Garden hose
<b>Supply Air Size (in. dia.)</b>	N/A	N/A	20	20
<b>Return Air Size (in. dia.)</b>	N/A	N/A	20	20







## MOVING AIR

Rent air movers!	FANIT2430
	
<b>Power Requirement</b>	115V
<b>Amp Rating (amps)</b>	2.00/1.80
<b>CFM High/Low</b>	8575/ 6475
<b>Dimension (w x d x h) (in.)</b>	30 x 13-1/4 x 30-1/2
<b>Weight (lbs.)</b>	41
<b>Description</b>	360° Fan Rotation
<b>Construction</b>	Metal
<b>Finish</b>	Powder Coated
<b>Power Cord Length (ft.)</b>	18
<b>Drive Type</b>	Direct Drive
<b>Fan Diameter (in.)</b>	24
<b>Mount Type</b>	Portable Swivel Base
<b>Decibal</b>	65/57
<b>Safety Certification</b>	OSHA & UL Listed

### The AirPac Advantage:

- Fast, friendly service
- Dependable, clean equipment

## BUILT-UP MODULARS (BUM)

Need temporary HIGH CAPACITY HVAC? We have that, too!	18 Tons	24 Tons	30 Tons	36 Tons	42 Tons	48 Tons
						
<b>Mounting</b>	----- Skid or Trailer -----					
<b>Voltage</b>	----- 480 VAC / 3 phase / 60 Hz -----					
<b>BTU/h @ 80/67, 95° F</b>	18 tons	24 tons	30 tons	36 tons	42 tons	48 tons
<b>Amp Rating</b>	47	60	76	90	106	120
<b>Max Airflow</b>	9000 CFM	12,000 CFM	15,000 CFM	18,000 CFM	21,000 CFM	24,000 CFM
<b>Duct Dia. (in.)</b>	20	20	20	20	20	20
<b>Supply (front or top)</b>	2	2	3	3	4	4
<b>Return (front or sides)</b>	4-8	4-8	6-10	6-10	8-12	8-12
<b>Dimensions (w x d x h)</b>	74 x 74 x 68	74 x 74 x 68	74 x 74 x 102	74 x 74 x 102	74 x 74 x 136	74 x 74 x 136
<b>Weight (lbs.)</b>	2,200	2,200	3,300	3,300	4,400	4,400
<b>Modules can be removed from trailer with forklift and moved on hard surfaces with pallet jack. FOR LARGER SIZES, PLEASE CALL!</b>						

## ACCESSORIES

- Air Duct – 20-inch diameter duct and straps
- Condensate pumps – 110V or 208V for high volume
- Power Distribution - Conductors (Cables), adapters
- Thermostats – 24V Wired or wireless
- Electric Heaters
- Flatbed Trailers
- Power Distribution Units (PDU)
- Diesel Generators