


# Prosetter Installation--Technifold Spine Creaser

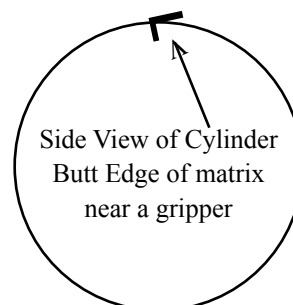
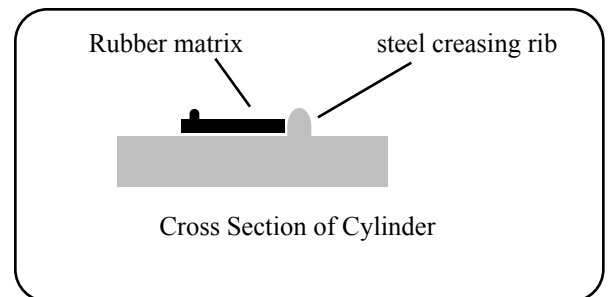
Fits most Harris, Sheridan, Macey and Prosetter Cover Feeders



Rubber matrix fits against the existing steel creasing rib.

Remove existing score wheel (male or female) and replace with one of 2 Spine Creaser units using existing bolt and bracket.

- 1) Clean the cylinder thoroughly
- 2) Remove existing score wheel and replace with one of the 2 Spine Creaser wheels included (orange for light to medium stocks, white for heavier stocks.)
- 3) Attach matrix around circumference of cylinder. Cut matrix to size so as to butt the edges together. Butt joint should be near gripper fingers so as not to run under the sheet.
- 4) Be sure matrix is perfectly aligned, with no kinks or bows. When satisfied, use a drop of crazy glue or tape to hold butt edges together
- 5) Center the female wheel over the matrix.  
**For best results, crease must always be centered!**



**Toll Free Tech Support  
Phone 877-224-4681 option 2  
To Order Additional  
Matrix # M-36  
Call 973-383-7920**