

The Professional Rigger®

Volume 5 Number 1

Circulation 4,150

February 1990

Technical News

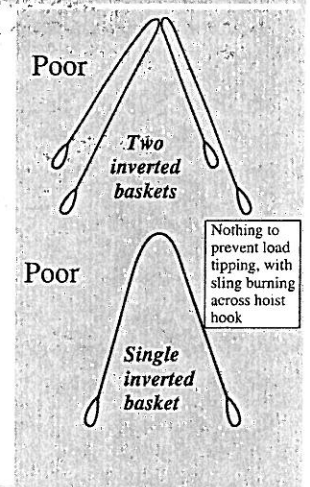
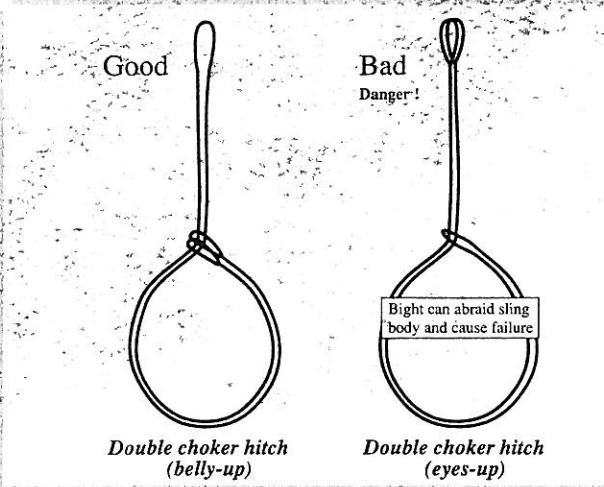
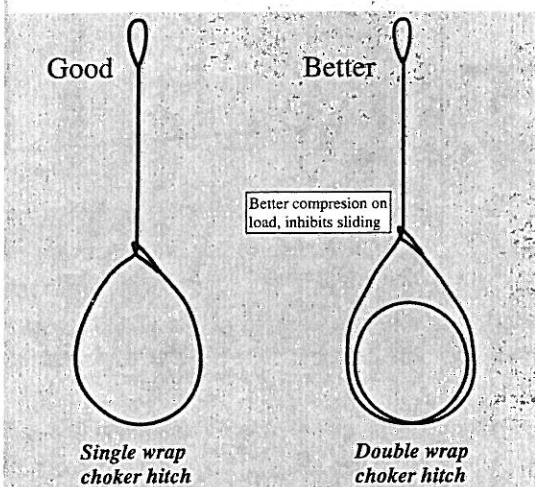
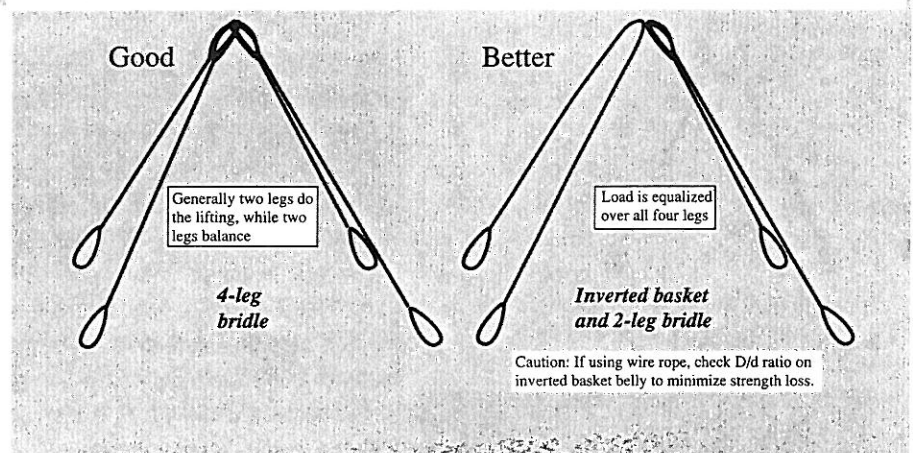
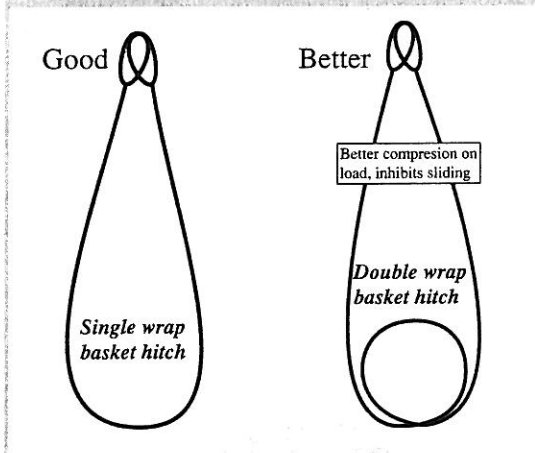
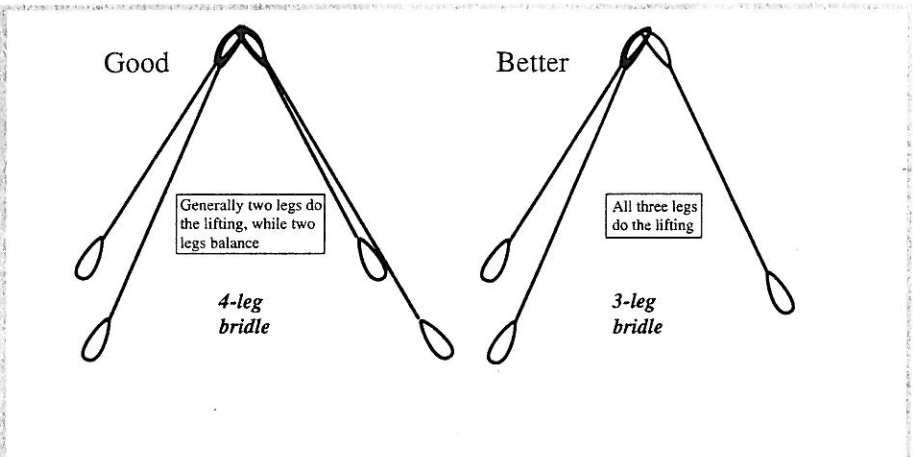
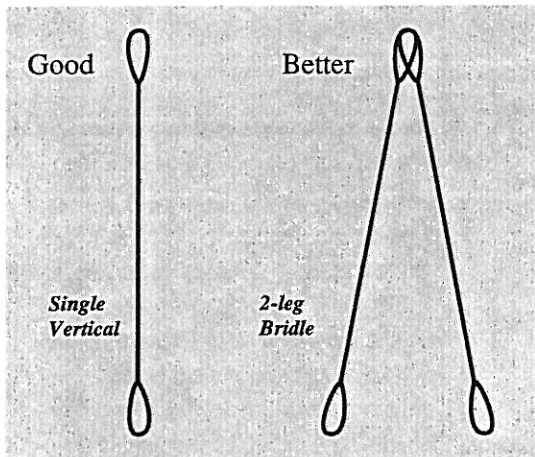
Sling Configurations

On any given day a load can be rigged and moved in a variety of ways. Below are a group of hitch and bridle types which represent good, poor and unacceptable rigging methods.

As presented during Dec. '89 issue of The Professional Rigger, much attention should be paid to proper load control. These illustrations highlight

alternatives the rigger may choose when faced with limited hitch points.

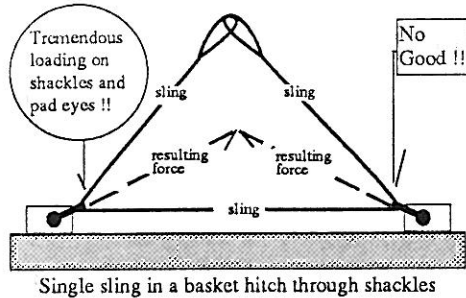
The graphic presentation made here originated from the excellent rigging handbook published for Ontario Hydro's field personnel.



Safety Tips

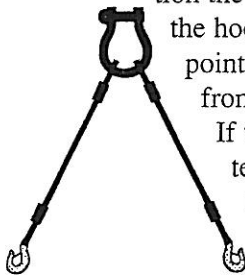
Poor Basket Hitch

Under no circumstance should the illustrated hitch below be allowed for any rigging application on the jobsite! The actual resulting force on the shackles and the pad eyes is actually the bi-secting angle from the lower left and right hand corners.



Hook Tips Out

Remember, when attaching a two-leg bridle to a load, position the sling hooks so the hook tips will point out and away from the load. If there is a temporary slack line/sling condition, the hooks should "rocker down" then "rocker up" while taking on the load.




Client News

NOAA

Mr. Rich Meyer, Technical Asst. with the National Oceanic & Atmospheric Administration based in Seattle, WA invited WRRC to conduct a one-day rigging inspection and applications program for deck hands aboard the research and survey vessels operated by NOAA. Course content included problems encountered by picks made while at sea and the methods for proper load control developed in the rigging method and moving activity.

OSU

Mr. Dave McWilliams, Marine Operations Coordinator for Oregon State University's College of Oceanography, set aside two days for the crew of the ship R/V WECOMA to



participate in a comprehensive deck crane operating program which included load chart exercises and a hands-on practicum for seven crew members. WRRC conducted the January course just prior to the ship's seven month voyage throughout the Pacific Rim.

Pacific Power

Mr. Jim Smith, Training Supervisor at Pacific Power's Centralia Steam Generating Plant, has contracted WRRC to return this spring and conduct a series of advanced rigging application courses.

The April sessions will include such topics as chain-fall leveling and hoisting systems, building-top pick and sets, and load chart interpretation from a rigger's perspective.

Weyerhaeuser Paper Co.

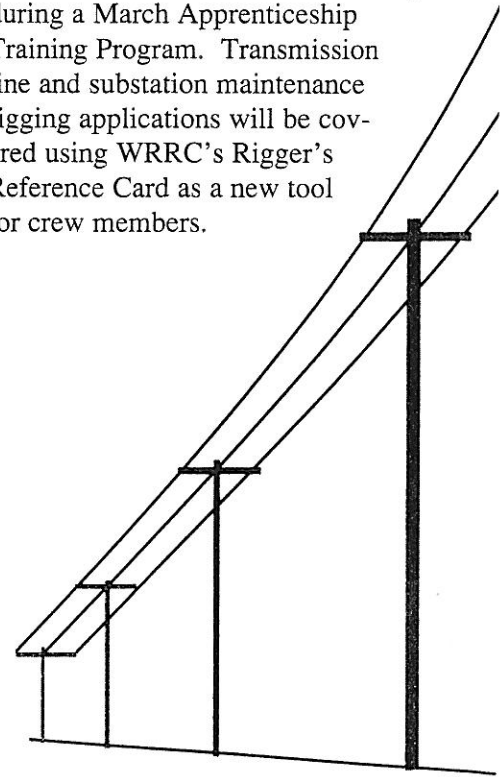
The Weyerhaeuser Paper Mill located in Longview, WA was the site for a one-day short course on rigging applications for members of the yard crew. Training Coordinator / Consultant Mr. John Remmers contracted WRRC to present the 8-hour course, which addressed load control, load leveling, sling configurations and properly implementing a Rigger's Checklist.

Utah Power & Light

Mr. Keith Lisonbee, Training Coordinator at UP&L's Castledale, UT power plant has asked WRRC to return and deliver 2, two-day comprehensive rigging courses for members of the maintenance department during mid-February. After the classroom portion, crew members will be required to pick and set six loads using mobile and overhead crane systems incorporating the Rigger's Checklist during each lift.

Puget Power

Mr. Barry Hendrickson of Puget Power has requested that WRRC present a one-day series of workshops during a March Apprenticeship Training Program. Transmission line and substation maintenance rigging applications will be covered using WRRC's Rigger's Reference Card as a new tool for crew members.



The Professional Rigger is a quarterly publication of Wire Rope & Rigging Consultants, Inc. It is distributed to those whose occupations require the safe and effective use of lifting and rigging equipment. For more information contact: Editor, The Professional Rigger, PO Box 728, Vancouver, WA 98666 (206) 693-6030

Idaho Power Company

Transmission, maintenance and shop crews in Idaho Power's Western Region will participate

in a series of 2-day comprehensive rigging courses in mid-February. Line Training Instructor Mr. Flip Howell, has selected WRRC to present this series based on the success of past rigging courses conducted for other IP crews in the Central and Southern Regions.

BPA

Bonneville Power Administration Technical Representative Mr. Bill Beebe, requested an advanced rigging program for Transmission Line Crews in Oregon, Idaho and Washington, specifically directed to their rigging systems and applications. Part of the four, one-day course series included a hands-on session with crews moving a variety of loads typical to day-to-day activity. WRRC's new Rigger's Reference Card was incorporated into the courses as a tool, useful for calculating guy lengths and tensions, pole compression, loads at

center span for a man-car on conductor wire between tower structures and snatch block rigging from tower arms to raise and lower conductor wire.

Mr. Eugene McClellan, BPA's Safety & Occupational Health Manager asked WRRC to make a special pres-

entation to members of the construction division during BPA's Annual Operations & Maintenance Meeting held in Eugene, OR. Discussions centered around load movement in substations, moving loads along an incline plane, load control with slings and hoisting systems vs. jacking and rolling methods.

Columbia Aluminum

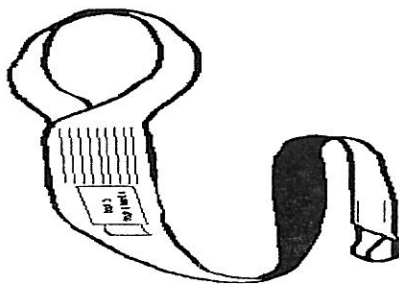
WRRC conducted six, half-day rigging short courses for maintenance and operations personnel at Columbia Aluminum's Goldendale, WA Smelter Plant. At the request of CA Safety Committee Members Mr. Ray Miller and Mr. Jeff Graham, WRRC addressed rigging situations typically faced by their crews on a year-round basis.

WRRC News

Certified Inspector Program

The 1990 CIP - Rigging Gear will be held in Vancouver, WA USA on March 20-22, 1990. The five CIP sections cover wire rope, wire rope slings, synthetic web slings, alloy chain slings and rigging hardware/proof testing. The instructional format is based on OSHA CFR 29 1910, ANSI B30 series, ASTM A-391, ASTM E-4 and RR-W-410D.

The participants are required to pass written and hands-on field inspection tests to complete each course section. Clients are encouraged to register soon due to limited class size.



Rigging Conference 1990

Being held on March 27-28, 1990 at the Vancouver, WA Red Lion at the Quay, WRRC has designed this program for mine, mill, plant and utility personnel who participate in or oversee rigging and load moving activities.

The conference will host 10 speakers to address the following subjects:

- **JACKING & ROLLING** Machinery moving
Mr. Walt Hirth - Sheedy Drayage
- **ACCIDENTS - RIGGING & CRANES**
Preparing for legal action
Mr. Dave Schaner - WRRC
- **SUPER LIFT** Hoisting loads 100 - 3,000 tons
Mr. Walt Trask - Neil F. Lampson, Inc.
- **RIGGING HARDWARE** Standard & custom
Mr. Andy Ulven - Ulven, RopeMaster/Skookum, Inc.
- **RIGGING INSPECTION** Hands-on workshop
Mr. Devon Beasley - EG&G of Idaho
- **LOAD CHARTS** Rigger's perspective
Mr. Jim Headley - Crane Inst. of America
- **HOIST ROPES** Shaft, drag line & shovel
Mr. George Delorme - Wire Rope Indust.
- **RIGGING PRACTICES** Proper & improper
Mr. Mike Parnell - WRRC
- **CRANE INSPECTION** Repair, replace or refuse
Mr. Arnold Smith - Crane Consultants
- **TRANSMISSION LINE CREWS**
Rigging applications
Mr. Dave Schaner - WRRC
- **NEW ROPES** Kevlar & synthetic braids
Mr. John Graham - Riggers Services, Inc.
- **RIGGING GEAR** Special load handling devices
Mr. Bill Wall - WRRC

Leading experts from every walk of our industry will be delivering the latest information in a series of fast-paced presentations. Presenters have developed the programs so millwrights, maintenance mechanics and supervisors alike can walk away with a handful of new "tools" or valuable pieces of information.

The program fee is \$335 with company discounts. The fee includes a course manual complete with workshop hand-outs and reference materials from all 12 programs, special WRRC Rigger's Reference Cards, special session handouts, a course hat, lunch for each course day and more.

SIGN UP TODAY!

