

Washer & Dryer Buying Guide

A step-by-step guide to find the perfect
washer and dryer for your home

YALE
APPLIANCE



Washers Overview



Laundry appliances have undergone a transformation, with Wi-Fi connectivity, advanced dispensers, and control options reshaping the experience.

This guide introduces these innovations and provides insights into appliance reliability based on real-world service data.

While washers usually lead the purchase decision, dryers have finally caught up with new features and styling.

Proper venting remains crucial for dryer performance and safety.

Join us to explore the latest laundry tech, where convenience and efficiency redefine how we do laundry.



Counter Depth Refrigerators

Table of Contents



Click the circles to move between sections


What's New
New technology and product
introductions



Terms
Learn to talk like an appliance
pro

Features

The most popular features and upgrades to look for



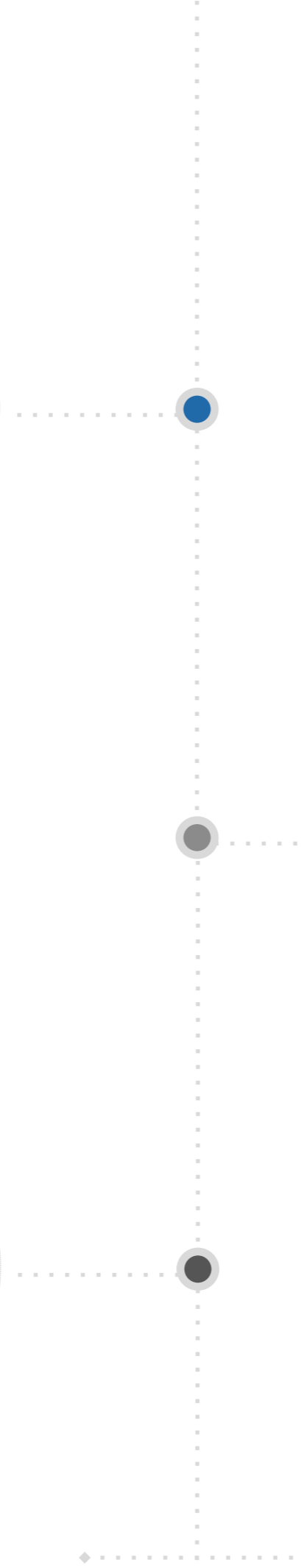
How to Buy

How to choose the perfect washer for your home



About Yale

A little about us





WHAT'S NEW

.....
New technology and product introduction

Photo credit: Crown Point Cabinetry / Houzz

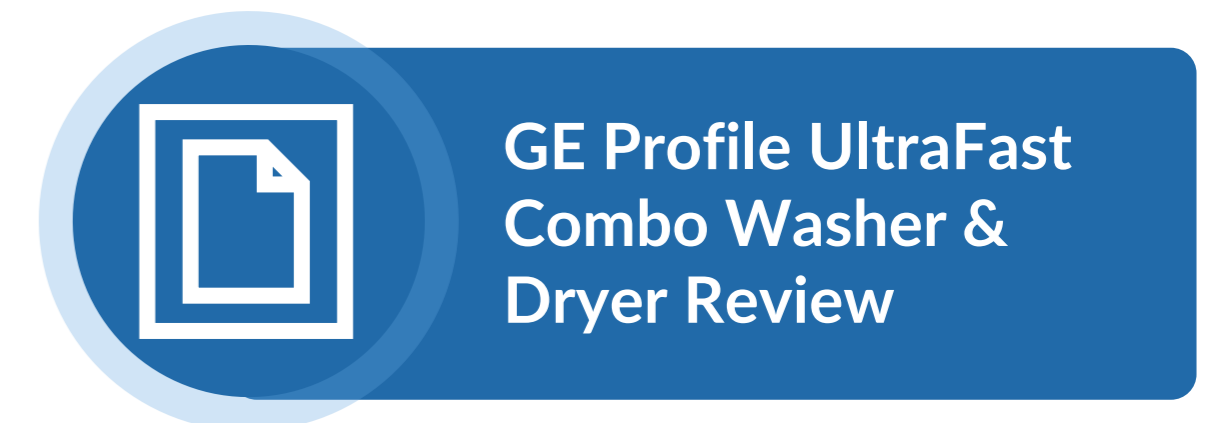
GE Profile UltraFast Combo Washer & Dryer



The new GE Profile UltraFast Combo Washer & Dryer checks a lot of boxes:

- **110-Volts** - It operates at 110 volts, making it suitable to place anywhere with water connections.
- **Combo Washer & Dryer** - Eliminates the hassle of clothes transfer.
- **4.8 Cubic Feet of Usable Capacity**
- **Heat pump dryer** – Enhances energy efficiency and provides a gentle treatment for your garments.

However, the question remains: Will it work?



The LG WashTower



The revolutionary LG WashTower, a unitized front-load washer and dryer, recently received an upgrade. With its newly added heat pump dryer, it ensures not only efficiency but also gentler drying for your garments.

The controls are strategically placed in the middle, offering more convenience than the traditional front-load stack configuration.

This advanced appliance harnesses the power of AI technology and an array of 300 sensors to monitor every aspect of your washing and drying process.

And the best part? You have complete control at your fingertips through a Wi-Fi-enabled app.



Should You Buy the
LG WashTower
WKEX200HWA?

What's New

Speed Queen


●●●●●



Photo credit: Speed Queen

The Speed Queen old TC series is back featuring an aggressive 210-degree cycle with 60 strokes a minute for heavy cleaning.

The newer TR series move with the water with less agitation but gentler on your clothes.



Should You Buy a Speed Queen Top Load Washer?

What's New

Wi-Fi and More Capacity

●●●●●

Wi-Fi: You can see the time remaining on your washer and dryer through an app on your phone. Some have repair information and on/off capability.

Be careful because connectivity is still poor. Look at LG, Samsung, Whirlpool, GE, Miele, and Bosch for Wi-Fi.

Larger Sizes: Samsung and LG have increased capacity to over 5 cubic feet.

Always measure your existing space first to check that the increased depth will fit.



Photo Courtesy of Samsung



What's New Microban Technology



GE Front Load Laundry With Mold Protection

The new GE front load has antimicrobial Microban technology and OdorBlock to help eliminate mold, mildew, and odors.

Both work in tandem with the UltraFresh vent system to eliminate mold. The UltraFresh vent system dries the machine's interior.



Should You Buy a GE Smart Front Load Laundry Set?

Smart Dispensers



Smart dispensers release the right amount of detergent at the right time for the best cleaning. It also prevents detergent over-sudsing by adding too much detergent.

Over time, the suds will eat away at the internals of your washer for one expensive repair.

This is an upgraded feature, but most manufacturers have at least one model they offer with an automatic detergent dispenser, all with varying capacities.

What's New Heat Pump Dryers



Heat pump dryers will be the standard in the next 5 years because they are 50% more efficient and offer \$150 savings over regular vented dryers. They reheat the air in the dryer to turn the moist air into water.

Presently, Whirlpool, Blomberg and LG offer heat pump dryers in the US. Miele and Electrolux offer heat pumps in Europe.



Heat Pump Dryers



Benefits of a Heat Pump Dryer

- **Flexibility** – Builders and designers can place dryers nearly anywhere in the home
- **Energy Efficient** – Energy Star qualified and most efficient in their class
- **Compact Size** – Designed with small spaces in mind, its compact size can fit in any home
- **It Doesn't Project Heat Into The Room** - Heat pumps do not use outside air



What's New

Heat Pump Dryers



New Miele 110-Volt Dryer

Miele has revolutionized dryers by offering the first highly energy efficient 110-volt heat pump dryer. This voltage is not usually enough to dry clothes but Miele has a high RPM spin speed in the washer to predry your clothes.

The heat pump will also dry more efficiently than regular dryer elements.



Types of Washers & Dryers



What to Know

Top Load Washers



Clothes are loaded from the top of the machine. This design has not changed since its introduction in 1948. These machines fill with 40 gallons of water and use an agitator to wash the clothes.

The better top load machines on the market are comparable in price to better front load washers.

HE top-load washers add the agitator to the larger drum for better efficiency, larger size, and cleanability.

LG and GE Profile top-load washers have larger drums with a newly designed agitator.




Hybrid Top Load Washers



Hybrid washers combine the efficiency of a front load washer with the ease of operation of a top load.

For the best hybrid top load washers, look at Maytag with its 4.7 cu. Ft. capacity and LG with its 4.8 cu. Ft. capacity.

Always check reviews on how they wash before purchasing any washer.



What to Know

Front Load

●●●●●

Clothes are loaded from the front, rather than the top of the machine. Rather than filling with 40 gallons of water, front loaders fill with 10-17 gallons and the clothes effectively wash themselves with a greater RPM spin.

New front load washers have become much more reliable than the first generation.

In fact, the average front load washer is more reliable than a top load washer. However, the cost of repair may be more expensive.



Best Front Load Washers

Front Load Washer Problems



Front-load washers are reliable. However, the cost of repair is more expensive than a top load washer. Odors have been a problem due to lingering moisture.

GE is the only company to address this actively.

For others drying the gasket and leaving the door open helps resolve most of the problem.

Running a high-temperature cleaning cycle will help as well.

Washers

Ventless Drying



Ventless drying systems transform heat and steam into water, making it an excellent choice for those with inside walls or limited access to outdoor venting.

This ventless option is available exclusively in high-end models and compact laundry setups.

It's important to note that when it comes to ventless drying, you have two primary options: heat pump and condenser dryers.

Fortunately, both LG and GE Profile offer larger heat pump dryers to cater to your needs.

Photo credit: Midori Yoshikawa Design Group via Houzz





Features

Condenser Dryer



Ventless drying. Dryer turns the heat and steam into water.

Condenser drying is a great option for people that can't vent outside or for small homes where you can save space by placing laundry in a closet or kitchen.

You can now place your laundry anywhere in your home, with no restrictions, as long as there is 220V power and water.

 **What is a Condenser Dryer?**

Heat Pump Vs. Condenser Dryers



Heat Pump Dryers

- Compressor
- Ventless
- Recycles Air
- Does Not Project Heat
- Save \$75-150

Condenser Dryers

- Condenser Dryers
- Heating Elements
- Ventless
- Uses Outside Air
- Projects Heat

	<i>Regular Vented Dryer</i>	<i>Condensing Dryer</i>	<i>Heat Pump Dryer (not hybrid)</i>
<i>Cycle Time</i>	Best (60'*)	Better (75'*)	Good (105'*)
<i>Energy Efficiency</i>	Good/Better (CEF - 3.27)	Good/Better (CEF - 2.65)	Best (CEF - 3.71)
<i>Fabric Care</i>	Better (150F'*)	Good (177.5F'*)	Best (130F'*)
<i>Cost of installation</i>	Good	Best	Best
<i>Closet temperature</i>	Best (78F'*)	Good (123F'*)	Better (92F'*)
<i>Humidity in the room</i>	Best	Good	Good

What to Know

Stackable Washer and Dryers



All front loaders can be stacked. However, new models usually cannot be stacked with older machines.

Be careful when stacking a front load machine, the vibration could shake the floor in existing second or third floor installations.

The most important dimension when stacking is depth. You want to measure the depth with the venting as well if you cannot vent through the side.





What to Know

Combo Washer & Dryers



Having a washer and dryer in the same machine is not a good idea.

Unfortunately, the repair record is poor because the washer cannot remove lint effectively. Over time, it is an almost certain service call.

Yet, the new GE Profile UltraFast Combo Washer & Dryer could change this because of their unique lint trapping system.



Are Combo Washer
& Dryers Worth It?



Unitized Washer & Dryer



For the last 20 years, a unitized laundry set was an older top load machine. GE had some machines designed for longer vent runs.

The LG WashTower changed that with their state-of-the-art front load unit.



What to Know

Compact Laundry

●●●●●

Compact laundry is designed to be stacked in smaller spaces or to be fit in standard kitchen cabinets.

Compact dryers are available in vented, heat pump, and the less effective condensation dryers.

The latter two will allow you to place them anywhere in your home with water and electrical outlets.



[Click here for our FREE Compact Laundry Buying Guide](#)



CAPACITY & SIZE

Photo credit: Alan Mascord Design Associates / Houzz



Hybrid Top Load Washer Capacity



Brand	Capacity – Hybrid (cu. ft.)	Energy (kWH)
Whirlpool	3.5 – 5.3	206 – 261
LG	3.3 – 5.7	113 – 140
Samsung	4.0 – 5.6	125 – 165
GE	2.6 – 4.6	143 - 284
Maytag	3.6 – 6.2	169 - 356

What to Know

Front Load Washer Capacity



IEC is the European measuring standard. DOE is the US Department of Energy. Anything post-2011 should be DOE. The average top load washer capacity is 2.5 cubic foot without the agitator.

Brand	Capacity (cu. ft.)	Energy (kWH)
Whirlpool	1.9 – 4.5	38 – 109
Maytag	2.0 – 4.5	64 – 89
GE	2.2 – 4.5	99 – 131
LG	2.3 – 5.8	90 – 120
Samsung	2.2 – 5.6	75 – 135
Speed Queen	3.42	68

Features
Dryer Capacity
●●●●●



Compact Dryer

The average capacity of a 24" compact dryer is 4.0 cu. ft.



Traditional Dryer

The average capacity of a traditional dryer is 7.3 cu. ft.



Super Capacity Dryer

The average capacity of a super capacity dryer ranges from 7-8 cu. ft.



FEATURES

The most popular features and upgrades to look for

Photo credit: Well-Designed Interiors / Houzz





Features

Washer Cycles

●●●●●

Permanent press, durables, etc. are different wash and rinse configurations for different fabrics. Delicates will spin in different intervals than permanent press.

Upgraded machines will allow you to store your favorite or most used settings.

Back in the 1980's washers had 1 or 2 speeds like normal and gentle. Now, most machines have 5 different speeds and cycles for every type of fabric.


Even the most basic front load washer will have plenty of cycles and functionality.

Features
Steam
●●●●●



Steam in a washer loosens tough stains. The steam opens the pores of the fabric allowing the detergent to penetrate deeper into your clothing.

The dryer steam cycle can de-wrinkle and remove odors from a favorite outfit.

 **Are Steam Dryers Worth It?**



Wash Speeds



Every manufacturer will have a speed cycle from 15 for light loads to 30 minutes.

The best may be LG's Turbo360 turning most loads to just 30 minutes.

Automatic Dispensers



On certain Maytag, Whirlpool, and GE machines, the washer can hold from 8 up to 40 loads of detergent and release automatically during the cycle.



Features

Spin Speeds



The average front load washer will spin at 1,000 RPM. More advanced models will reach up to 1,600 RPM.

Faster spin speeds will remove more moisture, so drying time can be much shorter.

This also means you have better overall fabric care, as your clothes will no longer stretch, pull, or pill due to extended drying times.



Features

Heat Boost



Advanced models have an added heater for water up to 20 degrees hotter for better cleaning of lighter colored fabrics.

Features

Washer Capacity



The smallest front load washers will still have 30-50% more room than a top loader. Front load washers within the same manufacturer can vary by up to 15%.

The most popular and price competitive front load washers are 4.5 to 5 cu. Ft.

You can buy up to 5.8 cu. Ft. capacity for a larger front load washer, but it almost doubles the price.

Features
Dry Cycles



Electronic Dry

Senses the moisture in the clothes and dries accordingly. Most higher-end dryers now feature electronic dry as it saves time and energy while not shrinking or over-drying your clothes.




Automatic Dry

As the clothes become dryer, and therefore lighter, the dryer will turn down the heat in this cycle.



Time Dry

Turn on the cycle for temperature and time and that is what you have with no variance for load size.



Press Dry

A cool-down after the cycle has been completed so the clothes will not wrinkle.



Reversible Doors



Reversible doors allow you to easily remove clothes from the washer to the dryer.

Every full-size dryer on the market can have its door reversed if needed.

However, only GE and Electrolux have this feature in their full-size washing machine.



BEST BRANDS



Best Brands GE Appliances



GFW850SSNWW

Front Load Washer



GFW650SSNWW

Front Load Washer

GE marketed new machines 3 years ago with just about every feature including:

- 32-Load dispenser
- Overnight wash and dry cycle
- Reversible door
- Speed cycle
- High spin

Then, they added Microban and a fan inside the washer to eliminate mold and mildew. Their SmartHQ app is always evolving.

Best Models to Consider:

- GFW850SSNWW
- GFW650SSNWW
- PTW605BSRWS



GFW850 Video Review



LG is the most reliable laundry you can buy at an astounding 2.5% rate for top load and 2.1% for front loads.

You have the best speed cycle with Turbo360, the best stackable unit with the WashTower, and the shallowest washers and dryers for stacking.



WM3400

[Video Review](#)



WM4000

[Video Review](#)



WM6700

[Video Review](#)



WashTower

[Video Review](#)

Best Brands
Maytag
●●●●●



MHW8630HW

Front Load Washer

The Extra Power button of the Maytag will allow you to wash whites and colors together by starting in cold water and slowly warming the temperature

Best Model to Consider:

- MHW8630

A blue rectangular button with rounded corners. On the left is a white icon of a document with a folded corner. To the right of the icon, the text 'MHW8630 Video Review' is written in white.

Washers
Whirlpool
●●●●●



WFW8620CHC
Front Load Washer

Whirlpool's pedigree is laundry. They were the first company with an automatic dispenser. It's still the largest at 40 loads.

The push buttons have the most controls and options as well as being easy to figure out (my parents can even work them).

Best Model to Consider:

- WFW8620CHC

A blue rectangular button with rounded corners. On the left side, there is a white icon of a document with a folded corner. To the right of the icon, the text 'WFW8620 Video Review' is written in white.



WF50A8600AV

Front Load Washer

Their new lineup features AI controls and CleanGuard technology to reduce mold and mildew.

Best Model to Consider:

- WF50A8600AV

Best Brands
Electrolux



ELFW7637AT

Front Load Washer

Electrolux features the only machine to dispense pods as well as detergent. They have a reversible door like GE.

Their SmartBoost cleans by premixing the water and detergent.

Best Model to Consider:

- ELFW7637AT

Best Brands
Speed Queen
●●●●●



TC5003
Top Load Washer

Speed Queen is made in Ripon, Wisconsin. They build commercial equipment in the same facility.

They are certainly heavier and simpler to operate.

They have two series, the newer TR where the agitator moves with their clothes for a more silent machine.

The TC series is the old Speed Queen with the aggressive washing action for cleaner clothes

Best Model to Consider:

- TC5003

 **TC5003 Video Review**

Best Brands
How They Compare
●●●●●

- [GE vs. Whirlpool Front Load Washers](#)
- [Electrolux vs. LG Front Load Washers](#)
- [LG vs. GE Smart Front Load Washers](#)
- [GE vs. Electrolux Front Load Washers](#)
- [GE vs. LG Smart Front Load Washers](#)
- [Samsung vs. LG Front Load Washers](#)



GE GFW650SSNWW vs. LG WM4000HWA Front-Load Washers



RELIABILITY

Photo credit: Erica Broberg Smith Architect / Houzz



Reliability Top-Load Washer Reliability

Most Reliable Top Load Washers

January 2022-December 2022

	Service Rate
LG	2.5%
GE Profile	5.1%
Speed Queen	5.9%
Grand Total	4.3%

The average repair rate for top load washers is 4.3% within the first year.

Top load washers are more reliable than front load washers by 0.6%.

We calculate appliance reliability by dividing the products we serviced by the products we sold. Last year, we logged over 33,000 service calls.



Most Reliable Top
Load Washers

Front-Washer Reliability



Most Reliable Front-Load Washers January 2022-December 2022	
	Service Rate
LG	2.1%
GE	3.7%
Grand Total	3.7%

LG has been number one for three straight years with an incredible repair rate of just 2.1%. GE is also excellent at just 3.7%. Both are based on 33,000 service calls completed by our service department last year.

The reliability numbers have been similar for the last few years between front and top-load washers.

Front-load washer repairs, however, are more expensive.





INSTALLATION TYPES

How you install your laundry can determine which options are available

Photo credit: Rockwood Custom Homes / Houzz



SIDE-BY-SIDE – NO PEDESTALS

Photo credit: Bliss Home & Design / Houzz



SIDE-BY-SIDE – With pedestal adds 7-27 inches in height

Photo credit: Jane Lockhart Interior Design / Houzz



COMPACT LAUNDRY – VENTED OR NON VENTED

Photo credit: Darren James Interiors / Houzz



STACKED – CAN'T USE PEDESTALS

Photo credit: Highmark Builders / Houzz



COMBO WASHER / DRYER

It's a great idea. You place your clothes into the washer and they are washed and dried without being transferred. However, it takes a while because the dryer is only 110V. This machine is also prone to more service issues as well. We advise buying two separate machines.

Photo credit: Grant Davis Thompson, INC. / Houzz



MAINTENANCE

Proper maintenance ensures proper operation and safety

Photo credit: Venetian Stone Gallery / Houzz



Dryer Maintenance



Dryer fires are a real problem in this country. 15,500 annual dryer fires cause 10 deaths, 310 injuries and \$84.4 million in damages.

The problem is not the machine, but the venting. Cleaning your vent is the best way to reduce overheating and fires.



How to Prevent Dryer Fires

Maintenance
Dryer Maintenance



Keep your dryer clean

Clean your filter after every load and behind the dryer 2-3 times a year



Use metal duct

Replace plastic or cloth duct as they can become flammable when combined with lint

Clean the duct work

Clean the duct every year and check the wall cap to insure vegetation, bees or birds haven't blocked the exit



Clean the electronic sensor

The sensor regulates drying time. It turns down the heat when a certain degree of moisture is achieved

Use fabric softener

Manufacturers no longer recommend drying sheets as they can affect the drying sensor



Don't dry anything flammable

While this may seem obvious, don't dry anything flammable like clothing with gas residue, etc.

If you have a condensation dryer (non-vented dryer), pull out the condenser coils once a month and clean off any lint buildup. This will keep your dryer running efficiently.



HOW TO BUY

How to choose the perfect washer for your home

Photo credit: Dream House Studios / Houzz



How to Buy

The GE Profile UltraFast combo holds intrigue, provided it delivers on its promises. The same goes for the LG WashTower, which combines size, efficiency, and ventless operation.

To make the most of your budget, consider waiting for a holiday to take advantage of potential savings. Once the time is right, select a dependable machine that aligns with your desired features and functionalities.

Lastly, it's worth noting that service quality tends to be universally lacking. However, it can be a differentiating factor in your decision-making process. Take the time to research and find the best service provider in your area, as it may serve as the deciding factor between options.



The Best Times to Buy a Washer and Dryer



When scoring the best deals, timing is key, especially during holidays like Black Friday, Presidents' Day, and Memorial Day.

You can expect significant savings from 10% to 35% off regular prices.

So, if you can, hold off on purchasing your appliances until one of these promotional holidays rolls around. The savings will be worth the wait.

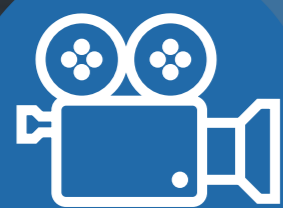


When Is the Best Time to Buy Appliances?

Video and Podcast Series

APPLIANCE 101

Check out our video and podcast series to gain insight into the best brands, new trends, and emerging technology that will help you achieve the renovation of your dreams.



Click here for our
Appliance 101
Video Series



Listen on
Apple Podcasts

LISTEN ON  Spotify

Buying Strategies

Wisdom of Crowds



Buy where you're comfortable

There are tons of stores and products, but a limited number of consumers. Check review sites like Google and the Better Business Bureau before you purchase.

Remember, any store can sell an appliance; the biggest issues are shipping and service.



Exclusive Offer

Appliance Delivery Checklist



Our free checklist will help you avoid a delivery nightmare. At the end, you will know what to ask from your local, national, or box store appliance dealer.

Delivery is one of the biggest causes for your dissatisfaction. You need to be prepared.

In the Delivery Checklist you'll learn:

- How to choose a dealer with a first class delivery experience
- Which questions to ask to spot a quality delivery team
- The importance of online reviews to help your appliance search



Get the Free Appliance Delivery Checklist

SAVE MORE WITH THE ALL-NEW YALE CARD

- ✓ 0% Financing for 12 months
- ✓ Up to \$300 off Custom Installation
- ✓ 10% Off Outlet Products
- ✓ 10% Off In-Stock Yale Essentials
- ✓ Early Admission to Warehouse Clearances



The Yale Card gives you exclusive benefits like 0% financing, custom installation discounts, 10% off Yale Outlet, and much more

[CLICK FOR DETAILS & APPLICATION](#)



ABOUT US

Proud to be family owned and operated since 1923.

Photo credit: REFINED LLC / Houzz

Appliances
About Us



Yale has been based in Boston for over 90 years and operates three showrooms; in Boston, Framingham, and Hanover. We operate the largest independent service and repair department in New England with 60 people and 35 service technicians. Our sales staff has an average of 7 years experience, and our staff chef can help you learn to use your new appliances.

VISIT OUR STORES

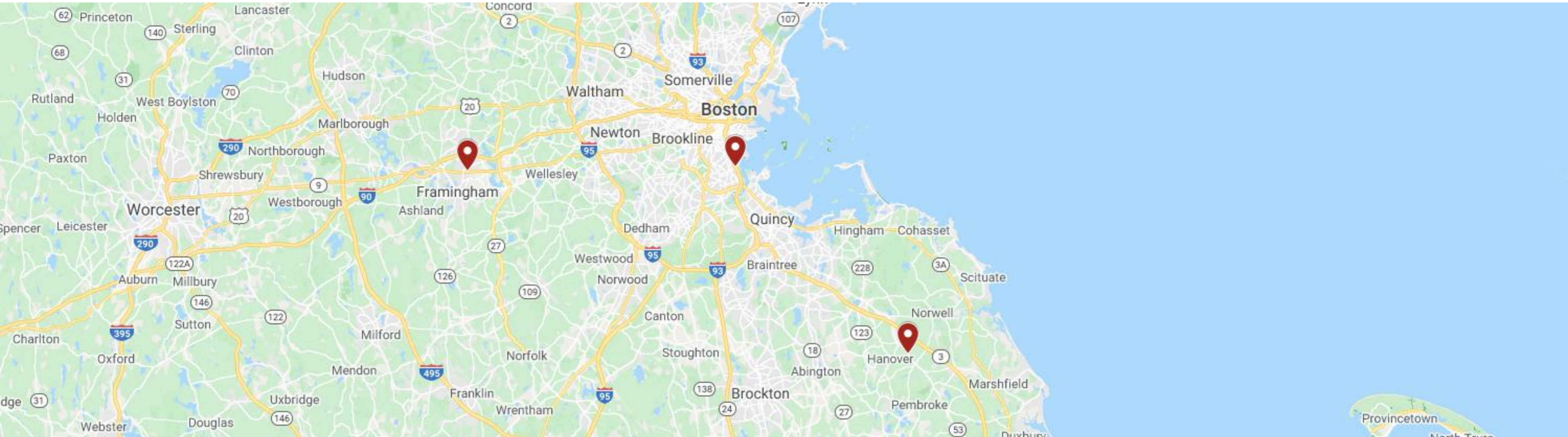
Now you can schedule a free, private showroom visit to go over the needs of your project. Choose a time that works for your schedule to visit our Boston, Framingham, or Hanover, MA showrooms.



[Schedule a Showroom Appointment](#)

YALE

Appliances Contact Us



Showrooms



Boston
296 Freeport St



Hanover
548 Washington St



Framingham
215 Worcester Rd

Contact Us

617-825-9253

help@yaleappliance.com

yaleappliance.com

Social Media

Facebook.com/YaleAppliance/

Instagram.com/yaleappliance

Twitter.com/MyYale

YouTube.com/c/YaleAppliance1