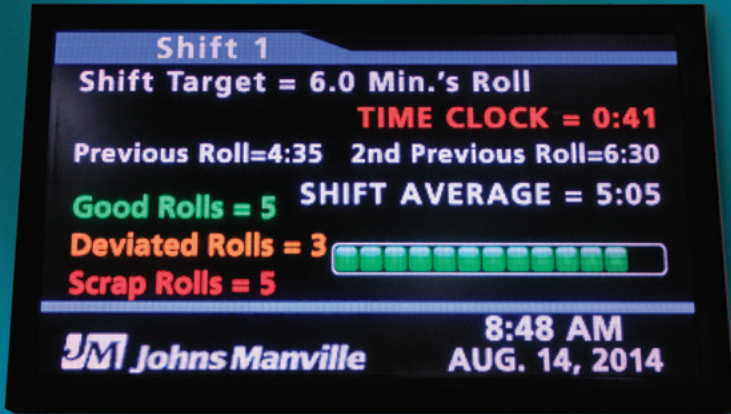


ALPHA™ L SERIES INDUSTRIAL GRADE




ALPHA™

Alpha™ L Series NEMA 12 industrial grade displays are designed to improve productivity and efficiency.

The energy efficient Alpha™ L Series supports your manufacturing operations with real-time visual communications. Enhance lean initiatives with live metrics immediately on the factory floor.

With ultra bright clarity and reliability, the Alpha L Series operates at a portion of the cost of traditional LCD displays.



Durable and long lasting:

- Powder coated lightweight aluminum enclosure
- Polycarbonate face – high impact and scratch resistant
- Industrial grade – designed to NEMA 12 standards
- 10 year average life per display

State of the art:

- 100% solid state electronics
- No intake or exhaust fans or filters
- Direct LED full color display, 6.25mm pitch
- Operating temperature; 0°F to 122°F (0°C to 50°C)

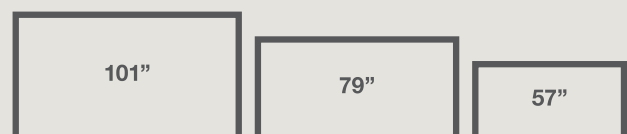
Clarity and readability:

- Easily seen from 15' to 250'
- 1,500 NITS in brightness
- Superior viewing angle versus an LCD
- Outstanding contrast and no glare
- Text and images stand out demanding attention

Connectivity and software:

- Standard units can be configured for AlphaNet (Alpha protocol) or Ooh!Media™ software control via a waterproof Ethernet connection. An external WiFi option is also available.
- The units can also be ordered so that they are driven through waterproof HDMI/DVI connection from an external controller or player running third party Microsoft Windows based software. This is the 'monitor' version of the display.

Available sizes:



Alpha™ Series displays are extremely bright and visible from a wide viewing angle. Manufactured exclusively by Adaptive Micro Systems, these quality built displays are more energy efficient and easier to view than standard LED signs or LCD display monitors.



Alpha™ L Series Technical Specifications

Alpha L Series	Model L57 (57" diagonal)	Model L79 (79" diagonal)	Model L101 (101" diagonal)
Active Display Size	49" x 30"	69" x 39"	89" x 49"
Pixels	200 x 120	280 x 160	360 x 200
Power Max/Typ	750W/150W	1400W/280W	2200W/440W
Weight	145 lbs	218 lbs	304 lbs
Unit Dimensions with Case	36" H x 52" W x 6" D	46" H x 72" W x 6" D	56" H x 91" W x 6" D

LCD or LED Backlit Displays versus Industrial Grade Alpha L Series

	LCD or LED Backlit Commercial Displays		ALPHA L Series, Industrial Grade Direct LED Displays	
	Panasonic 80" ¹ Professional Display	55" NEC ² Professional Display	Adaptive Model	
			Full Brightness	Default Brightness
Brightness	700 Nits	700 Nits	1500 Nits	900 Nits WOW #1
Resolution	1920 x 1080	1920 x 1080	360C x 200R	
Active Display Size	[80" Diagonal] 70" W x 39" H	[110" Diagonal] 4 x 48" W x 27" H 2x2 = 96" W x 54" H	[101" Diagonal] 89" W x 49" H	
MTBF	3 Years	3 Years	10 Years WOW #2	
2" Characters Power Draw (Watts)	410 W	150 W x 4 = 600 W	325 W	280 W
Cover Photo Draw (Watts)	410 W	150 W x 4 = 600 W	370 W	300 W
Annual Power Cost ³ (@\$.107/kWh)	\$384	\$562	\$346	\$281 WOW #3
Includes Industrial Grade Protective Casing	No	No	Yes	
Warranty	1 Year	1 Year	2 Year	2 Year

¹Panasonic Model TH-80LF50U, 80" Professional Display

²NEC Model P553-AVT, 55" Professional Grade Display x 4

³Assumes 24/7 operation

Easily integrate the Alpha L Series into your operation.

Option 1: Stand alone monitor

Utilize your own Windows media player or Windows PC and software with the Alpha L Series display via HDMI connection.

Option 2: Plug and Play – Alpha L Series display with an integrated i5 Windows 7 embedded processor

No need to connect external media players. Simply install the software of your choice.

Option 3: Complete turnkey solution

Alpha L Series Display standard controller with Alpha or Ooh!Media™ player.



7840 N 86th St.
Milwaukee WI 53224 USA
800-558-7022
Adaptivedisplays.com