

Vibration Pollination

Supplies

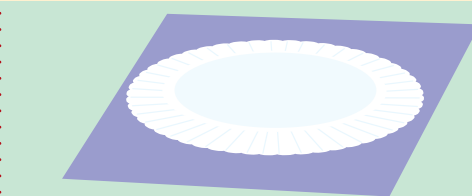
- Paper plates
- Cornmeal
- Paper
- Spoons or sticks



Predict


What do you think will happen to the pollen on a flower when a bumblebee flaps his wings?

1



Turn a plate upside down and set it on the paper.

2




Sprinkle cornmeal on the plate.

3




Vibrate the plate with a hand, spoon or stick and observe as the cornmeal bounces and lands on the paper plate.

4



Invite children to make hard, soft, fast and slow vibrations and observe the differences.



Record: Invite children to paint flowers on the paper under the plate and vibrate the cornmeal onto the wet paint to create pollinated flowers.