

ProSNS® Series

716SNS1P11HPLA Specification Sheet



ProSNS® connectors combine innovation and performance reliability.

Universal F Male Connector: 716SNS1P11HPLA

Features

- Utilizes TRUE 360° compression providing superior RF Shielding.
- Designed utilizing an air dielectric for better performance and excellent return loss.
- Floating pin insertion guide assists with the cable installation
- Pre-positioned plastic sleeve can be detached.
- Connectors feature a patented internal O-Ring at the base of the nut to facilitate a free-spinning nut.



716SNS1P11HPLA

Physical Properties

- Nut and Collar: NiTin Plated Brass
- Post: Tin Plated Brass
- O-Rings: Ethylene Propylene

Electrical Properties

- Return Loss: ≥ -30 dB up to 1 GHz typical
- Insertion Loss: ≤ -0.2 dB up to 1 GHz typical
- RFI Shielding: -85 dB typical (60% bonded foil)

Mechanical Properties

- Cable Insertion Force: 20 lbs. maximum
- Cable Retention Force: 40 lbs. minimum per SCTE IPS SP-401

Environmental Properties

- Temperature Rating: -40 °F (-40 °C) to 140 °F (60 °C)
- Salt Fog: Passes 1,000 hours ANSI/SCTE 143 2007

Cable Sizes


Inches	Minimum	~	Maximum
Center	.0634	~	.0647
Dielectric	.274	~	.294
Outer Jacket	.339	~	.355

Millimeters	Minimum	~	Maximum
Center	1.61	~	1.64
Dielectric	6.96	~	7.47
Outer Jacket	8.61	~	9.02

Recommended Installation Tools



CPLCCT-LS59/11



SNSUNI



PS11

Universal F Male Connector: 716SNS1P11HPLA

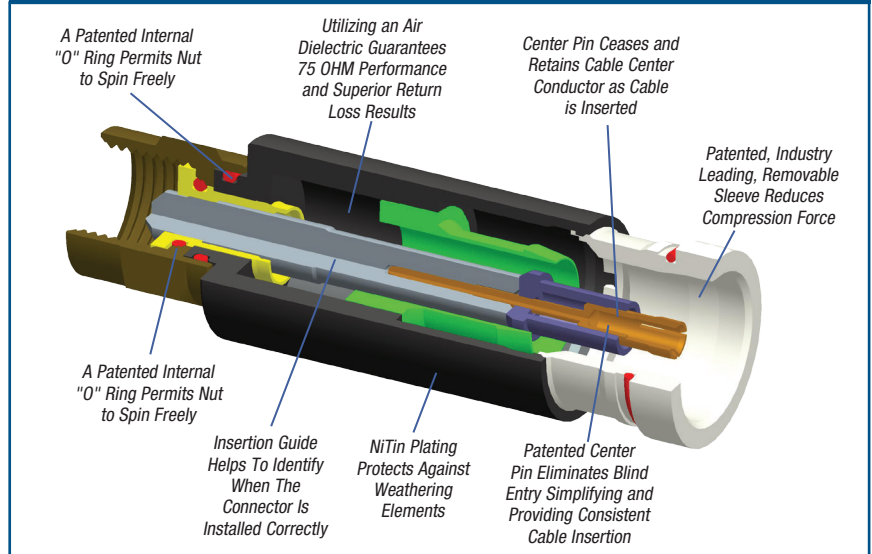
Innovation and Performance Reliability

The ProSNS RG-11 connector series combines expanded patented technologies to bring innovation and traditional, easy-to-use installation techniques together creating a high-performance connector.

These connectors are designed using a patented guide and pin basket design. By positioning the floating-pin 360° basket at the back end of the connector, it simplifies the insertion of the cable center conductor. The pin basket is compressed around the center conductor by a plastic compression ring.

The ProSNS RG-11 compression connector utilizes an air dielectric within the transition area of the connector contributing to an improved return loss result.

Internal Depiction of the 716SNS1P11HPLA Connector



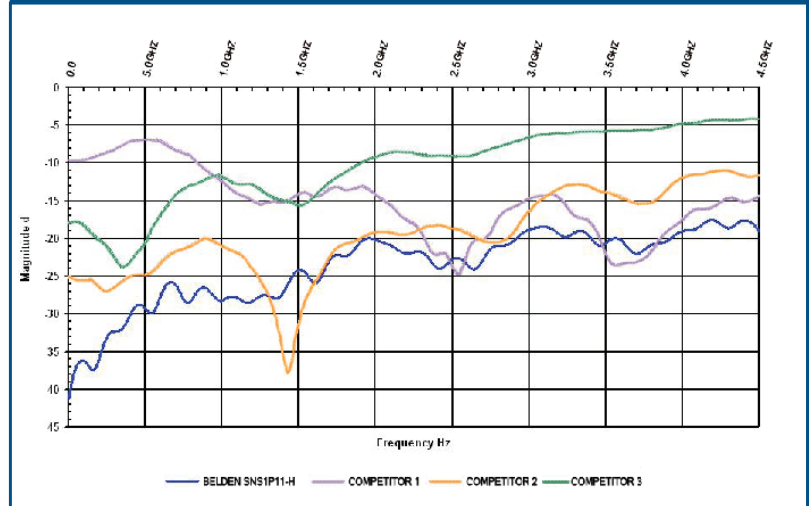
Return Loss Performance

The return loss performance should be one of the most important factors in choosing a connector. Return loss (RL) represents the quality and consistency of the signal path. Better (more negative) RL measurements are the result of better impedance stability within the signal path and, therefore, lower reflected signal loss in the path.

All Belden connectors meet or exceed SCTE return loss standards, providing superior return loss results and a dependable, high-quality signal. The data shown represents the standard performance of a ProSNS Series 11 connector.

- 29.21 dB up to 1 GHz
- 19.12 dB up to 4 GHz
- 20.14 dB up to 2 GHz
- 19.04 dB up to 4.5 GHz
- 18.81 dB up to 3 GHz

ProSNS Series 11 Connector RL Performance



ProSNS F-Type Series 11 Connectors

Part Number	Cable Type	Description	Impedance (Ohms)	Color Band	Recommended Tools
716SNS1P11HPLA	RG11	"F" Male Connector for RG11 Plenum Cable	75	Gray	CPLCCT-LS59/11 or SNSUNI