

# ProSNS® Series

## FSNS11HBNCPLA Specification Sheet



ProSNS® connectors combine innovation and performance reliability.

### BNC Male Connector: FSNS11HBNCPLA

#### Features

- Utilizes TRUE 360° compression providing superior RF Shielding.
- Floating pin insertion guide assists with the cable installation.
- Pre-positioned plastic sleeve can be detached.

#### Physical Properties

- Nut and Collar: NiTin Plated Brass
- Post: Tin Plated Brass
- O-Rings: Ethylene Propylene

#### Electrical Properties

- Return Loss:  $\geq -21$  dB up to 1 GHz typical
- Insertion Loss:  $\leq -0.2$  dB up to 1 GHz typical
- RFI Shielding:  $-85$  dB typical (60% bonded foil)

#### Mechanical Properties

- Cable Insertion Force: 20 lbs. maximum
- Cable Retention Force: 40 lbs. minimum per SCTE IPS SP-401

#### Environmental Properties

- Temperature Rating:  $-40^{\circ}\text{F}$  ( $-40^{\circ}\text{C}$ ) to  $140^{\circ}\text{F}$  ( $60^{\circ}\text{C}$ )
- Salt Fog: Passes 1,000 hours ANSI/SCTE 143 2007




FSNS11HBNCPLA

#### Cable Sizes

Inches	Minimum	~	Maximum
Center	.0634	~	.0647
Dielectric	.274	~	.294
Outer Jacket	.339	~	.355

Millimeters	Minimum	~	Maximum
Center	1.61	~	1.64
Dielectric	6.96	~	7.47
Outer Jacket	8.61	~	9.02

#### Recommended Installation Tools



SNSUNI



PS11

## BNC Male Connector: FSNS11HBNCPLA

### Innovation and Performance Reliability

The ProSNS RG-11 connector series combines expanded patented technologies to bring innovation and traditional, easy-to-use installation techniques together creating a high-performance connector.

These connectors are designed using a patented guide and pin basket design. By positioning the floating-pin 360° basket at the back end of the connector, it simplifies the insertion of the cable center conductor. The pin basket is compressed around the center conductor by a plastic compression ring.

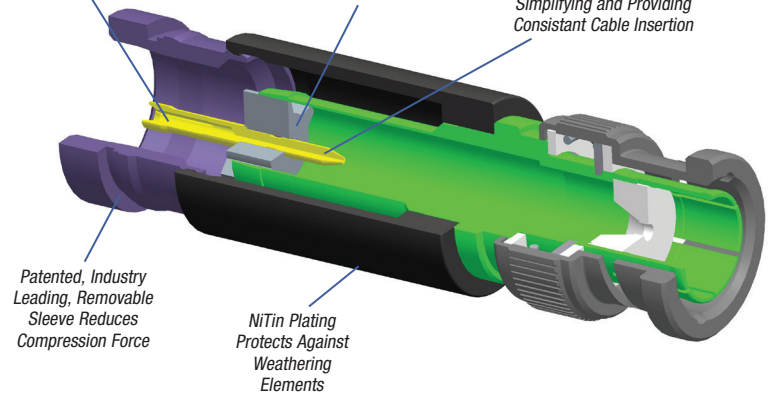
The ProSNS RG-11 compression connector utilizes an air dielectric within the transition area of the connector contributing to an improved return loss result.

### Internal Depiction of the FSNS11HBNC Connector

Center Pin Ceases and Retains Cable Center Conductor as Cable is Inserted

Insertion Guide Provides Dielectric and Center Pin Alignment

Patented Center Pin Eliminates Blind Entry, Simplifying and Providing Consistent Cable Insertion

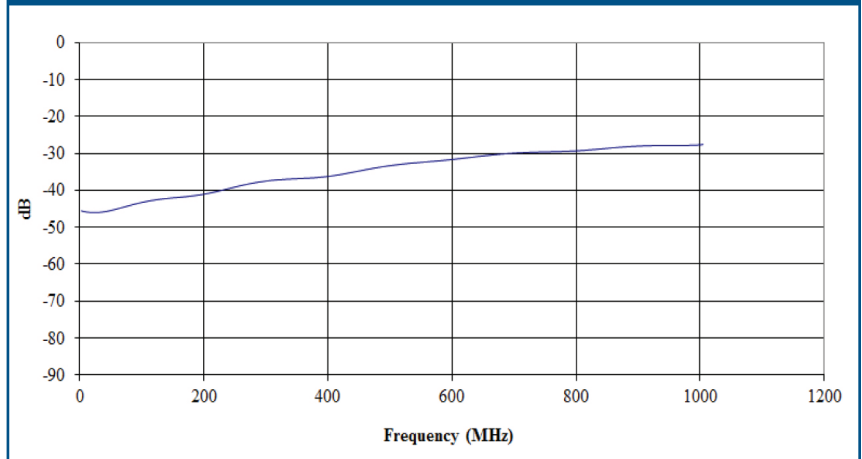


### Return Loss Performance

The return loss performance should be one of the most important factors in choosing a connector. Return loss (RL) represents the quality and consistency of the signal path. Better (more negative) RL measurements are the result of better impedance stability within the signal path and, therefore, lower reflected signal loss in the path.

All Belden connectors meet or exceed SCTE return loss standards, providing superior return loss results and a dependable, high-quality signal. The data shown represents the standard performance of a ProSNS Series 11 connector.

### ProSNS Series 11 Connector RL Performance



### FSNS11HBNCPLA

Part Number	Cable Type	Description	Impedance (Ohms)	Color Band	Recommended Tools
FSNS11HBNCPLA	RG11	"BNC" Male Connector for Plenum RG11 Cable	75	Gray	SNSUNI