

ProSNS® Series

FSNS6RCAU Specification Sheet

ProSNS® connectors combine innovation and performance reliability.

ProSNS Universal RCA Connector: FSNS6RCAU

Features

- True 360° compression onto the cable provides high-quality, 75 ohm performance and superior return loss, as well as superior RF shielding performance; -85dB effective shielding (typical on 60% bonded foil cable).
- A patented floating pin insert guide provides a non-blind entry installation. This feature allows for easily installation of the cable into the connector insuring proper alignment.
- Low compression force required to terminate the connector onto the cable.
- The improved design offers the flexibility to be installed with nearly all available compression tools.
- Installation requires the industry standard 1/4"-1/4" cable preparation.
- Meets or exceeds all SCTE standards.

Mechanical Properties

- Cable Insertion Force: 20 lbs. maximum
- Cable Retention Force: 40 lbs. minimum per SCTE IPS SP-401

Environmental Properties

- Temperature Rating: -40 °F (-40 °C) to 140 °F (60 °C)
- Salt Fog: Passes 1,000 hours ANSI/SCTE 143 2007

Physical Properties


- Post: Tin Plated Brass

Electrical Properties

- 75 Ohm construction
- Return Loss: \geq -20 dB up to 208 MHz typical
- RFI Shielding: -85 dB typical (60% bonded foil)



FSNS6RCAU



Floating Pin

Removable Plastic Sleeve Guide

Cable Sizes


Inches	Minimum	~	Maximum
Center	.0399	~	.0418
Dielectric	.180	~	.193
Outer Jacket	.265	~	.305

Millimeters	Minimum	~	Maximum
Center	1.01	~	1.06
Dielectric	4.57	~	4.90
Outer Jacket	6.73	~	7.75

Recommended Installation Tools



CPLCCT-SLMR



CPSNSCT-596



PSA59/6

ProSNS Universal RCA Connector: FSNS6RCAU

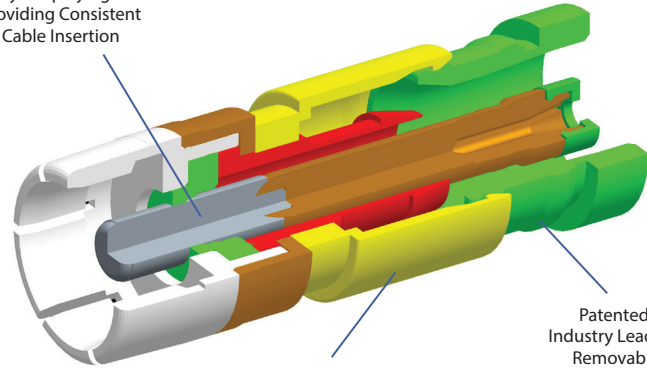
Quality in Design

The ProSNS connector series combines patented technologies and traditional, easy-to-use installation techniques together to create a high-quality connector family.

These connectors are designed using a patented, floating pin insert guide design. The RCA center pin is attached to the plastic guide pin, allowing for easy installation at the back of the connector. Once fully inserted and snapped into position, the plastic guide pin is removed from the front of the RCA center pin.

Internal Depiction of a ProSNS RG6 Connector

Patented Floating Pin Eliminates Blind Entry Simplifying and Providing Consistent Cable Insertion



NiTIn Plating Protects Against Weathering Elements

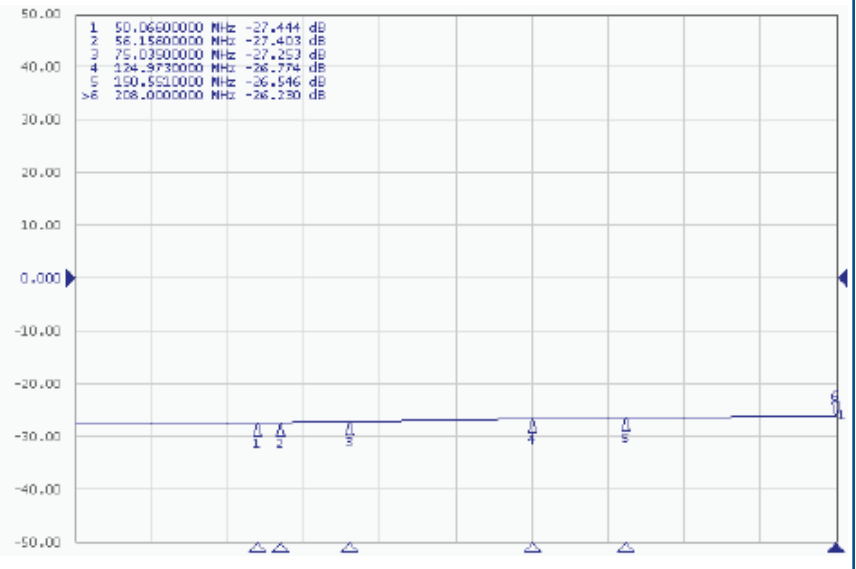
Patented, Industry Leading, Removable Sleeve Reduces Compression Force

Return Loss Performance

The return loss performance should be one of the most important factors in choosing a connector. Return loss (RL) represents the quality and consistency of the signal path. Better (more negative) RL measurements are the result of better impedance stability within the signal path and, therefore, lower reflected signal loss in the path.

All Belden ProSNS connectors meet or exceed SCTE return loss standards, providing superior return loss results and a dependable, high-quality signal.

ProSNS RG6 Connector RL Performance



FSNS6RCAU

Part Number*	Description	Impedance (Ohms)	Color Band	Recommended Tools**
FSNS6RCAU	Universal RCA Connector for Standard or Quad-Shield RG6 Cable	75	Green	CPLCCT-SLMR or CPSNSCT-596

*RG6 ProSNS Connectors are also available in retail packaging when ordered with [Part Number]-R.

** Most industry compression tools are compatible with ProSNS Connectors