

MADE IN THE U.S.A. SINCE 1944







# BEVERAGE-AIR

DELIVERING UNMATCHED VALUE & QUALITY SINCE 1944

Beverage-Air®, founded in 1944 by John Buffington in Punxsutawney, PA, became the leader in the foodservice industry by inventing the first horizontal, forced-air cooler in the Deep Well Series.

For over 70 years, Beverage-Air® has been dedicated to being the leader in innovative refrigeration equipment solutions. Our goal is to blend our heritage of leadership, exceptional product quality, and solution based engineering to provide our customers with a comprehensive range of refrigeration equipment and unmatched aftermarket service.

In 2008, the Ali Group acquired Beverage-Air. The Ali Group is the largest and most diversified global leader in the foodservice equipment industry, consisting of 55 manufacturing sites in 14 different countries with a total of 77 brands worldwide.

The Beverage-Air® team continuously strives to deliver the best solutions and unmatched service and support to our customer's. On behalf of everyone at Beverage-Air®, we would like to thank you for your continued support of the Beverage-Air® Brand.





# UNMATCHED



# PERFORMANCE

## TESTED AND CERTIFIED TO AMBIENT CLASS OF 100° F

### SANDWICH PREPS



Pg. 34

### CHEF BASES



Pg. 68

### TOP MOUNT REACH INS



Pg. 14

### UNDERCOUNTERS/ WORKTOPS



Pg. 52

### BOTTOM MOUNT REACH INS



Pg. 20

### PIZZA PREPS



Pg. 48

### DIRECT DRAWS



Pg. 93

### BACK BARS



Pg. 79

### GLASS DOOR MERCHANDISERS



Pg. 102

### PORTABLE WALK IN COOLER



Pg. 33

### DUAL ZONES



Pg. 76

### BAR MOBILES



Pg. 93



# MADE IN U.S.A.



# MODEL NUMBER CLASSIFICATION

Horizon Series  
Top Mount  
Reach-Ins



Heated  
Cabinet



Bottom Mount  
Reach-Ins



Blast Chillers



Food Prep  
Tables



Chef Bases



## HORIZON SERIES TOP MOUNT REACH-INS

<b>HF</b>	Horizon Series Freezer
<b>HFP</b>	Horizon Series Freezer with S/S Ends
<b>HFS</b>	Horizon Series Freezer with S/S Interior
<b>HFPS</b>	Horizon Series Freezer with S/S Exterior/Interior
<b>HRPS</b>	Horizon Series Refrigerator with S/S Exterior/Interior
<b>HRP</b>	Horizon Series Refrigerator with S/S Ends
<b>HRS</b>	Horizon Series Refrigerator with S/S Interior

## SPECIALTY REFRIGERATION

<b>PH</b>	Top Mount, Warming Cabinet
<b>PH-PT</b>	Top Mount, Pass-Thru Warming Cabinet
<b>PRF</b>	Top Mount, Dual Temperature Reach-In
<b>VCPW</b>	Versa-Cool™ Portable Walk-in
<b>MF</b>	Deep Well Horizontal Cooler

## BOTTOM MOUNT REACH-INS

<b>HBR</b>	Horizon Series Bottom Mount Refrigerator
<b>HBF</b>	Horizon Series Bottom Mount Freezer
<b>HBRF</b>	Horizon Series Bottom Mount Dual Temperature Reach-In
<b>RI</b>	Bottom Mount Refrigerator
<b>RID</b>	Bottom Mount, Pass-Thru Refrigerator
<b>RB</b>	Vista Series Refrigerator
<b>FB</b>	Vista Series Freezers

## BLAST CHILLERS

<b>BF</b>	Blast Chiller/Freezer
<b>CF</b>	Counterchill Blast Chiller
<b>WMB</b>	Williams Blast Chillers
<b>WMBC</b>	Williams Blast Chillers

## FOOD PREP TABLES

<b>DP</b>	Pizza Prep Table
<b>DPD</b>	Pizza Prep Table w/Drawers
<b>SPE</b>	Elite Series Sandwich Prep, Standard Top
<b>SPE-SNZ</b>	Elite Series Sandwich Prep, Standard Top Condiment Station
<b>SPE-C</b>	Elite Series Sandwich Prep, Cutting Top
<b>SPED</b>	Elite Series Sandwich Prep, Standard Top w/Drawers
<b>SPED-C</b>	Elite Series Sandwich Prep, Cutting Top w/Drawers
<b>SPED-M</b>	Elite Series Sandwich Prep, Mega Top w/Drawers
<b>SPE-M</b>	Elite Series Sandwich Prep, Mega Top
<b>SPE-M-DS</b>	Elite Series Sandwich Prep, Dual-Sided Mega Top
<b>SPE-M-STL</b>	Elite Series Sandwich Prep, Mega Top w/See-Thru Lids

## CHEF BASES

<b>WTRCS</b>	Refrigerated Chef Base
<b>WTFCS</b>	Freezer Chef Base





Undercounters



Worktops



Bar Equipment



Milk Coolers & Novelty Cases



Glass Door Merchandisers



Open-Air Merchandisers



Display Cases



## UNDERCOUNTERS

UCF	Undercounter Freezer
UCR	Undercounter Refrigerator
UCRD	Undercounter Refrigerator w/Drawers
UCRF	Dual-Temp Undercounter Refrigerator/Freezer
UCFD	Undercounter Freezer w/Drawers

## WORKTOPS

WTF	Worktop Freezer
WTR	Worktop Refrigerator
WTRD	Worktop Refrigerator w/Drawers
WTFD	Worktop Freezer w/Drawers
WTRF	Dual-Temp Worktop Refrigerator/Freezer

## BAR EQUIPMENT

BB	Back Bar Cooler
BBG	Back Bar Cooler w/Glass Doors
BB-PT	Back Bar Cooler, Pass-Thru
BM	Barmobile Beer Dispenser
BMC	Club Top, Barmobile Beer Dispenser
DD	Direct Draw Beer Dispenser
DDC	Club Top, Direct Draw Beer Dispenser
DW	Horizontal Bottle Cooler, Deep Well
GF	Glass & Plate Chiller/Froster
SF	Shallow Depth Bottle Cooler
DZ	Dual Zone
BBF	Back Bar Food Rated
DD-SLIM	Slim Direct Draw
FLG	Front Loading Glass Froster

## MILK COOLERS & SPECIALTY FREEZERS

MS	Mix & Bulk Milk Storage Refrigerator
NC	Novelty Case
SM	School Milk Cooler, Cold Wall
SMF	School Milk Cooler, Forced-Air
ST	School Milk Cooler, Dual Access Cold Wall
STF	School Milk Cooler, Dual Access Forced-Air
BDC	Dipping Cabinets

## GLASS DOOR MERCHANDISERS

CR	Countertop Refrigerator w/Lighted Sign
CT/CTF	Countertop Refrigerators & Freezers
LV	LUMAVUE Glass Door Merchandiser
MMR	MarketMax™ Refrigerator
MMF	MarketMax™ Freezer
MM	MarketMax™ Merchandiser
MMF-ICE	MarketMax™ Ice Merchandiser
MMRF	MarketMax™ Dual Temp Merchandiser
MMRR	MarketMax™ Dual Temp Merchandiser

## OPEN-AIR MERCHANDISERS

BZ	Breeze™ Open-Air Merchandiser
VM	VueMax™ Open-Air Merchandiser

## DISPLAY CASES

# INTRODUCTION



## Beverage-Air's Customer Commitment

Corporation Headquarters  
Winston-Salem, NC, USA

As part of a company-wide commitment to innovation, excellence, and customer satisfaction, Beverage-Air® continually works to leverage efficiencies in manufacturing and distribution to benefit our customers.

Our food service manufacturing and distribution business has been consolidated at a single facility in Brookville, PA to better serve our customers. The Brookville operation is a state-of-the-art facility, employing committed people, many of whom have worked in the industry their entire professional life. In fact, two or three generations work side by side. Innovative thinking and quality manufacturing are at their core.




Products that have earned the ENERGY STAR® are designed to protect the environment through superior energy efficiency. For a complete list of qualified models, visit [www.energystar.gov/cfs](http://www.energystar.gov/cfs). Click on Commercial Refrigerators & Freezers on the right-hand side of the page.

### **AS A BEVERAGE-AIR CUSTOMER, WE COMMIT ALL OF THE FOLLOWING TO YOU:**

- ▶ Industry-leading quality and customer satisfaction
- ▶ Award-winning product innovation
- ▶ Competitive pricing
- ▶ Factory Inventory
- ▶ Energy efficient products
- ▶ Complete aftermarket services
- ▶ Delivery/install and start-up options
- ▶ Extended warranty coverage
- ▶ 24/7 Warranty service dispatch
- ▶ Online warranty claims processing





## Our Mission

Beverage-Air® is dedicated to being the global brand leader in every market we serve. Leveraging our heritage of industry leadership, exceptional product quality, and unmatched innovation, we offer a comprehensive range of refrigeration and food service equipment to meet a variety of industry needs. Our goal is to design equipment engineered for success through exceptional products and excellent service to our customers around the world. We consider their successes as a measure of our own, and relentlessly strive to deliver the best possible solutions to exceed their expectations.

## Beverage-Air's Aftermarket Services

As a Beverage-Air customer, our commitment to you continues with the ongoing support of our aftermarket services. This program provides you access to a full range of support tools.

### WITH A SINGLE CALL, YOU HAVE ACCESS TO THE FOLLOWING:

- ▶ Ongoing technical support via telephone
- ▶ Product Customization
- ▶ Qualified parts distributor network
- ▶ Qualified network of reputable service technicians
- ▶ 24/7 Service and maintenance dispatch
- ▶ Online manuals & parts breakdown
- ▶ Online warranty claims processing\*



#### Factory Technical Service Representatives

technical services phone 1.800.684.1199  
technical services fax 1.800.262.9381  
(Warranty & parts orders only)

For Warranty Service,  
Call Our 24-Hour  
Warranty Service Center  
phone 1.877.866.1223

\*Warranty shown on page 134

# QUICK REFERENCE PRICING

MODEL	LIST PRICE	PAGE	MODEL	LIST PRICE	PAGE	MODEL	LIST PRICE	PAGE
BB24-1-B	\$3,532	79	BB48GYF-1-B	\$8,544	83	BB72GSY-1-S-PT	\$12,349	85
BB24-1-S	\$4,500	79	BB48GYF-1-B-PT	\$12,288	86	BB72GSY-1-S-27	\$11,044	81
BB24F-1-B	\$4,825	82	BB48GYF-1-B-27	\$9,270	83	BB72GSY-1-S-27-PT	\$13,029	85
BB24F-1-S	\$5,779	82	BB48GYF-1-B-27-PT	\$13,628	86	BB72GSYF-1-B	\$11,849	83
BB24G-1-B	\$4,299	81	BB48GYF-1-S	\$9,520	83	BB72GSYF-1-B-PT	\$13,256	86
BB24G-1-S	\$5,281	81	BB48GYF-1-S-PT	\$13,868	86	BB72GSYF-1-B-27	\$11,868	83
BB24GF-1-B	\$5,663	83	BB48GYF-1-S-27	\$10,295	83	BB72GSYF-1-B-27-PT	\$13,935	86
BB24GF-1-S	\$6,645	83	BB48GYF-1-S-27-PT	\$14,941	86	BB72GSYF-1-S	\$13,268	83
BB36-1-B	\$5,142	79	BB48Y-1-B	\$5,775	79	BB72GSYF-1-S-PT	\$14,615	86
BB36-1-B-27	\$5,624	79	BB48Y-1-B-PT	\$8,345	84	BB72GSYF-1-S-27	\$13,297	83
BB36-1-S	\$5,835	79	BB48Y-1-B-27	\$6,500	79	BB72GSYF-1-S-27-PT	\$15,295	86
BB36-1-S-27	\$6,365	79	BB48Y-1-B-27-PT	\$9,101	84	BB72GY-1-B	\$8,500	81
BB36F-1-B	\$6,843	82	BB48Y-1-S	\$6,900	79	BB72GY-1-B-PT	\$10,763	85
BB36F-1-B-27	\$7,374	82	BB48Y-1-S-PT	\$9,528	84	BB72GY-1-B-27	\$9,444	81
BB36F-1-S	\$7,692	82	BB48Y-1-S-27	\$7,675	79	BB72GY-1-B-27-PT	\$11,443	85
BB36F-1-S-27	\$8,222	82	BB48Y-1-S-27-PT	\$9,681	84	BB72GY-1-S	\$9,963	81
BB36G-1-B	\$5,356	81	BB48YF-1-B	\$7,761	82	BB72GY-1-S-PT	\$11,670	85
BB36G-1-B-27	\$5,834	81	BB48YF-1-B-PT	\$11,350	86	BB72GY-1-S-27	\$10,800	81
BB36G-1-S	\$6,278	81	BB48YF-1-B-27	\$7,850	82	BB72GY-1-S-27-PT	\$12,350	85
BB36G-1-S-27	\$6,824	81	BB48YF-1-B-27-PT	\$11,367	86	BB72GYF-1-B	\$10,812	83
BB36GF-1-B	\$7,150	83	BB48YF-1-S	\$8,817	82	BB72GYF-1-B-PT	\$13,030	86
BB36GF-1-S	\$8,133	83	BB48YF-1-S-PT	\$11,671	86	BB72GYF-1-B-27	\$11,698	83
BB36GF-1-B-27	\$7,696	83	BB48YF-1-S-27	\$9,200	82	BB72GYF-1-B-27-PT	\$13,709	86
BB36GF-1-S-27	\$8,678	83	BB48YF-1-S-27-PT	\$12,605	86	BB72GYF-1-S	\$12,216	83
BB48GSY-1-B	\$7,211	81	BB58-1-B	\$5,916	79	BB72GYF-1-S-PT	\$13,935	86
BB48GSY-1-B-27	\$7,315	81	BB58-1-S	\$7,000	79	BB72GYF-1-S-27-PT	\$14,616	86
BB48GSY-1-B-27-PT	\$11,445	85	BB58F-1-B	\$7,325	82	BB72Y-1-B	\$7,325	79
BB48GSY-1-B-PT	\$10,105	85	BB58F-1-S	\$8,606	82	BB72Y-1-B-PT	\$9,335	85
BB48GSY-1-S	\$8,177	81	BB58G-1-B	\$6,890	81	BB72Y-1-B-27	\$8,250	79
BB48GSY-1-S-27	\$8,320	81	BB58G-1-S	\$7,926	81	BB72Y-1-B-27-PT	\$10,272	85
BB48GSY-1-S-27-PT	\$12,757	85	BB58GF-1-B	\$8,325	83	BB72Y-1-S	\$8,700	79
BB48GSY-1-S-PT	\$11,684	85	BB58GF-1-S	\$9,608	83	BB72Y-1-S-PT	\$11,103	85
BB48GSYF-1-B	\$11,887	83	BB58GS-1-B	\$7,998	81	BB72Y-1-S-27	\$9,690	79
BB48GSYF-1-B-27	\$12,888	83	BB58GS-1-S	\$8,400	81	BB72Y-1-S-27-PT	\$12,136	85
BB48GSYF-1-B-27-PT	\$13,573	86	BB58GSF-1-B	\$9,995	83	BB72YF-1-B	\$9,406	82
BB48GSYF-1-B-PT	\$12,402	86	BB68-1-B	\$6,200	79	BB72YF-1-B-27	\$9,945	82
BB48GSYF-1-S	\$13,324	83	BB68-1-S	\$7,400	79	BB72YF-1-B-27-PT	\$13,303	86
BB48GSYF-1-S-27	\$13,750	83	BB68F-1-B	\$7,613	82	BB72YF-1-B-PT	\$12,604	86
BB48GSYF-1-S-27-PT	\$14,885	86	BB68F-1-S	\$9,082	82	BB72YF-1-S	\$10,773	82
BB48GSYF-1-S-PT	\$13,812	86	BB68G-1-B	\$7,022	81	BB72YF-1-S-27	\$11,625	82
BB48GY-1-B	\$6,325	81	BB68G-1-S	\$8,157	81	BB72YF-1-S-27-PT	\$14,470	86
BB48GY-1-B-PT	\$10,105	85	BB68GF-1-B	\$8,694	83	BB72YF-1-S-PT	\$13,771	86
BB48GY-1-B-27	\$7,143	81	BB68GF-1-S	\$10,099	83	BB78-1-B	\$8,169	79
BB48GY-1-B-27-PT	\$11,445	85	BB72GSY-1-B	\$9,595	81	BB78-1-B-PT	\$11,087	85
BB48GY-1-S	\$7,392	81	BB72GSY-1-B-PT	\$10,854	85	BB78-1-S	\$9,548	79
BB48GY-1-S-27	\$8,100	81	BB72GSY-1-B-27	\$9,614	81	BB78-1-S-PT	\$14,003	85
BB48GY-1-S-PT	\$11,684	85	BB72GSY-1-B-27-PT	\$11,700	85	BB78F-1-B	\$10,211	83
BB48GY-1-S-27-PT	\$12,757	85	BB72GSY-1-S	\$11,014	81	BB78F-1-B-PT	\$15,725	86



MODEL	LIST PRICE	PAGE	MODEL	LIST PRICE	PAGE	MODEL	LIST PRICE	PAGE
BB78F-1-S	\$11,935	83	CRD5-1W-G	\$5,382	115	DW79-S-29	\$8,515	89
BB78F-1-S-PT	\$18,380	86	CRD5GE-1W-G	\$6,140	115	DW94-B	\$6,385	89
BB78G-1-B	\$8,302	81	CRD5GE-1W-GS	\$6,857	115	DW94-B-02	\$8,188	89
BB78G-1-B-PT	\$12,254	85	CT96-1-B-LED	\$3,217	115	DW94-B-29	\$8,466	89
BB78G-1-S	\$9,950	81	CTF3-1-B-LED	\$2,935	115	DW94-S	\$7,300	89
BB78G-1-S-PT	\$13,420	85	CTF96-1-B-LED	\$3,288	115	DW94-S-29	\$9,735	89
BB78GF-1-B	\$10,578	83	CTR3-1-B-LED	\$1,645	115	DZ24-1-B	\$5,665	76
BB78GF-1-B-PT	\$15,990	86	DD24-1-B	\$4,250	93	DZ24-1-S	\$5,900	76
BB78GF-1-S	\$12,435	83	DD24-1-S	\$4,450	93	DZ58-1-B	\$10,500	77
BB78GF-1-S-PT	\$18,609	86	DD36-1-B	\$7,214	93	DZ58-1-S	\$11,250	77
BB94-1-B	\$7,560	79	DD36-1-S	\$7,745	93	DZ58-1-B-1	\$10,800	77
BB94-1-B-PT	\$11,080	85	DD36SLM-1-B	\$6,700	93	DZ58-1-S-1	\$11,500	77
BB94-1-S	\$9,075	79	DD36SLM-1-S	\$7,200	93	DZ58-1-B-1-1	\$11,100	77
BB94-1-S-PT	\$12,254	85	DD48Y-1-B	\$7,532	93	DZ58-1-S-1-1	\$11,800	77
BB94F-1-B	\$8,690	83	DD48Y-1-S	\$7,855	93	DZ58G-1-B	\$11,100	77
BB94F-1-B-PT	\$13,381	86	DD50-1-B	\$7,533	93	DZ58G-1-S	\$11,900	77
BB94F-1-S	\$11,075	83	DD50-1-S	\$7,855	93	DZ58G-1-B-PWD	\$12,500	77
BB94F-1-S-PT	\$17,054	86	DD50-1-S-01	\$8,271	93	DZ58G-1-S-PWD	\$13,300	77
BB94G-1-B	\$8,630	81	DD50C-1-B	\$7,402	93	DZ58G-1-B-1	\$11,750	77
BB94G-1-B-PT	\$13,420	85	DD50C-1-S	\$8,376	93	DZ58G-1-S-1	\$12,550	77
BB94G-1-S	\$10,045	81	DD58-1-B	\$6,370	93	DZ58G-1-B-PWD-1	\$13,200	77
BB94G-1-S-PT	\$14,587	86	DD58-1-S	\$7,517	93	DZ58G-1-S-PWD-1	\$13,900	77
BB94GF-1-B	\$10,198	83	DD58C-1-B	\$7,275	93	DZD58-1-B-2	\$14,500	77
BB94GF-1-B-PT	\$15,259	86	DD58C-1-S	\$8,187	93	DZD58-1-S-2	\$15,400	77
BB94GF-1-S	\$12,551	83	DD68-1-B	\$6,600	93	DZD58-1-B-3	\$16,700	77
BB94GF-1-S-PT	\$18,788	86	DD68-1-S	\$8,274	93	DZD58-1-S-3	\$17,500	77
BDC-12	\$9,064	101	DD68C-1-B	\$7,500	93	DZD58G-1-B-2	\$15,500	77
BDC-8	\$7,416	101	DD68C-1-S	\$8,700	93	DZD58G-1-S-2	\$16,400	77
BF051AF	\$24,213	30	DD72Y-1-B	\$8,244	93	FB23-1S	\$7,895	23
BM23-B	\$3,735	93	DD72Y-1-S	\$8,895	93	FB23-1HS	\$8,340	23
BM23-B-28	\$3,553	93	DD78-1-B	\$7,800	93	FB23-1G	\$10,700	23
BM23C-B	\$4,415	93	DD78-1-S	\$9,000	93	FB23-1HG	\$11,200	23
BM23C-S	\$5,443	93	DD94-1-B	\$8,000	93	FB27-1S	\$8,150	23
BM23-S-31	\$4,745	93	DD94-1-S	\$9,630	93	FB27-1HS	\$8,550	23
BZ13-1-B	\$10,264	118	DP119	\$20,390	49	FB27-1G	\$10,950	23
BZ13-1-W	\$10,264	118	DP46	\$7,770	49	FB27-1HG	\$11,450	23
CDR3/1-B-20	\$15,808	123	DP67	\$11,060	49	FB49-1S	\$11,075	23
CDR3/1-S-20	\$16,200	123	DP93	\$14,990	49	FB49-1HS	\$11,740	23
CDR3/1-W-20	\$15,808	123	DPD119-2	\$22,680	51	FB49-1G	\$15,125	23
CDR4/1-B-20	\$17,188	123	DPD46-2	\$9,995	51	FB49-1HG	\$16,125	23
CDR4/1-S-20	\$17,505	123	DPD67-2	\$13,200	51	FB72-1S	\$14,560	23
CDR4/1-W-20	\$17,188	123	DPD67-4	\$15,485	51	FB72-1HS	\$15,975	23
CDR5/1-B-20	\$19,015	123	DPD93-2	\$16,950	51	FB72-5G	\$23,590	23
CDR5/1-S-20	\$19,520	123	DW49-B	\$4,162	89	FB72-5HG	\$24,300	23
CDR5/1-W-20	\$19,015	123	DW49-B-29	\$5,542	89	FLG24-1-B	\$5,459	91
CDR6/1-B-20	\$20,794	123	DW49-S	\$4,900	89	FLG24-1-S	\$5,565	91
CDR6/1-S-20	\$21,430	123	DW49-S-29	\$6,375	89	GF24L-B	\$4,750	91
CDR6/1-W-20	\$20,794	123	DW64-B	\$4,601	89	GF24L-S	\$5,575	91
CF031AF	\$14,772	30	DW64-B-29	\$5,821	89	GF34L-B	\$5,325	91
CF3-1-B	\$4,026	115	DW64-S	\$5,375	89	GF34L-S	\$6,240	91
CF3-1-W	\$4,026	115	DW64-S-29	\$6,695	89	GF48L-B	\$5,640	91
CR5-1S-G	\$4,945	115	DW79-B	\$6,040	89	GF48L-S	\$6,650	91
CR5-1W-G	\$4,341	115	DW79-B-29	\$7,403	89	HBF12-1-S	\$6,090	25
CR5GE-1W-G	\$5,231	115	DW79-S	\$6,875	89	HBF12-1-G	\$7,800	25

# QUICK REFERENCE PRICING

MODEL	LIST PRICE	PAGE	MODEL	LIST PRICE	PAGE	MODEL	LIST PRICE	PAGE
HBF23-1-S	\$8,290	25	HF1-1HS	\$8,700	19	HFS3-5HS	\$17,741	19
HBF23-1-HS	\$8,750	25	HF1-1S	\$8,290	19	HFS3-5S	\$15,944	19
HBF23-1-G	\$11,233	25	HF1W-1S	\$11,095	19	HR1-1G	\$7,339	17
HBF23-1-HG	\$11,650	25	HF2-1G	\$14,420	19	HR1-1HG	\$7,771	17
HBF27-1-S	\$8,800	25	HF2-1HG	\$15,662	19	HR1-1HS	\$6,960	17
HBF27-1-HS	\$9,300	25	HF2-1HS	\$12,400	19	HR1-1S	\$6,607	17
HBF27-1-G	\$11,400	25	HF2-1S	\$11,615	19	HR1W-1G	\$9,849	17
HBF27-1-HG	\$11,850	25	HF3-5G	\$19,790	19	HR1W-1S	\$8,681	17
HBF44-1-S	\$11,000	25	HF3-5HG	\$22,502	19	HR2-1G	\$10,406	17
HBF44-1-HS	\$11,875	25	HF3-5HS	\$16,325	19	HR2-1HG	\$11,671	17
HBF44-1-G	\$12,400	25	HF3-5S	\$15,240	19	HR2-1HS	\$9,700	17
HBF44-1-HG	\$12,650	25	HFP1-1G	\$12,123	19	HR2-1S	\$8,801	17
HBF49-1-S	\$11,700	25	HFP1-1HG	\$11,772	19	HR3-1G	\$14,290	17
HBF49-1-HS	\$12,330	25	HFP1-1HS	\$10,112	19	HR3-1HG	\$16,203	17
HBF49-1-G	\$15,885	25	HFP1-1S	\$9,633	19	HR3-1HS	\$13,363	17
HBF49-1-HG	\$16,300	25	HFP1W-1S	\$11,773	19	HR3-1S	\$11,849	17
HBF72-1-S	\$15,290	25	HFP2-1G	\$16,692	19	HRP1-1G	\$8,785	17
HBF72-1-HS	\$15,950	25	HFP2-1HG	\$16,844	19	HRP1-1HG	\$9,500	17
HBF72-5-G	\$24,775	25	HFP2-1HS	\$13,814	19	HRP1-1HS	\$8,683	17
HBF72-5-HG	\$25,350	25	HFP2-1S	\$13,009	19	HRP1-1S	\$8,024	17
HBR12-1-S	\$5,775	25	HFP3-5G	\$20,972	19	HRP1W-1G	\$11,516	17
HBR12-1-G	\$6,850	25	HFP3-5HG	\$23,682	19	HRP1W-1S	\$9,772	17
HBR23-1-S	\$6,630	25	HFP3-5HS	\$18,730	19	HRP2-1G	\$12,398	17
HBR23-1-HS	\$7,365	25	HFP3-5S	\$16,808	19	HRP2-1HG	\$13,752	17
HBR23-1-G	\$7,580	25	HFPS1-1G	\$13,891	19	HRP2-1HS	\$11,314	17
HBR23-1-HG	\$7,995	25	HFPS1-1HG	\$13,470	19	HRP2-1S	\$10,201	17
HBR27-1-S	\$6,900	25	HFPS1-1HS	\$11,690	19	HRP3-1G	\$17,121	17
HBR27-1-HS	\$7,600	25	HFPS1-1S	\$11,153	19	HRP3-1HG	\$16,613	17
HBR27-1-G	\$7,790	25	HFPS1W-1S	\$14,022	19	HRP3-1HS	\$14,883	17
HBR27-1-HG	\$8,150	25	HFPS2-1G	\$17,444	19	HRP3-1S	\$12,625	17
HBR44-1-S	\$8,140	25	HFPS2-1HG	\$18,693	19	HRPS1-1G	\$10,219	17
HBR44-1-HS	\$8,900	25	HFPS2-1HS	\$15,751	19	HRPS1-1HG	\$11,006	17
HBR44-1-G	\$10,200	25	HFPS2-1S	\$14,868	19	HRPS1-1HS	\$11,900	17
HBR44-1-HG	\$11,000	25	HFPS3-5G	\$23,589	19	HRPS1-1S	\$8,769	17
HBR49-1-S	\$8,830	25	HFPS3-5HG	\$26,571	19	HRPS1W-1G	\$12,051	17
HBR49-1-HS	\$9,960	25	HFPS3-5HS	\$21,158	19	HRPS1W-1S	\$11,268	17
HBR49-1-G	\$10,425	25	HFPS3-5S	\$19,043	19	HRPS2-1G	\$14,193	17
HBR49-1-HG	\$11,145	25	HFS1-1G	\$10,621	19	HRPS2-1HG	\$15,683	17
HBR72-1-S	\$11,915	25	HFS1-1HG	\$11,063	19	HRPS2-1HS	\$13,002	17
HBR72-1-HS	\$13,490	25	HFS1-1HS	\$8,751	19	HRPS2-1S	\$11,777	17
HBR72-1-G	\$14,320	25	HFS1-1S	\$8,293	19	HRPS3-1G	\$21,009	17
HBR72-1-HG	\$15,650	25	HFS1W-1S	\$11,566	19	HRPS3-1HG	\$18,120	17
HBRF49-1	\$16,531	24	HFS2-1G	\$15,365	19	HRPS3-1S	\$15,388	17
HBRF49-1-G	\$18,300	24	HFS2-1HG	\$16,607	19	HRPS3-1HS	\$16,928	17
HBRF72-1	\$19,286	24	HFS2-1HS	\$12,675	19	HRS1-1G	\$7,648	17
HBRF72-1-G	\$23,500	24	HFS2-1S	\$11,922	19	HRS1-1HG	\$8,329	17
HF1-1G	\$10,149	19	HFS3-5G	\$21,208	19	HRS1-1HS	\$7,550	17
HF1-1HG	\$10,592	19	HFS3-5HG	\$23,920	19	HRS1-1S	\$6,923	17



MODEL	LIST PRICE	PAGE	MODEL	LIST PRICE	PAGE	MODEL	LIST PRICE	PAGE
HRS1W-1G	\$10,423	17	MMF44-1-W-EL	\$15,595	109	PH1-1HS	\$9,700	28
HRS1W-1S	\$9,238	17	MMF49-1-B-ICE-LED	\$14,760	112	PH1-1S-PT	\$10,500	28
HRS2-1G	\$11,572	17	MMF49-1-B-LED	\$14,685	109	PH1-1HS-PT	\$11,500	28
HRS2-1HG	\$12,862	17	MMF49-1-B-EL	\$15,985	109	PH2-1S	\$13,000	28
HRS2-1HS	\$10,539	17	MMF49-1-W-ICE-LED	\$14,760	112	PH2-1HS	\$13,800	28
HRS2-1S	\$9,479	17	MMF49-1-W-LED	\$14,685	109	PH2-1S-PT	\$16,900	28
HRS3-1G	\$16,552	17	MMF49-1-W-EL	\$15,985	109	PH2-1HS-PT	\$17,400	28
HRS3-1HG	\$17,175	17	MMF72-5-B-LED	\$21,236	109	PRF12-12-1HS-02	\$15,295	29
HRS3-1HS	\$14,420	17	MMF72-5-B-EL	\$22,535	109	PRF24-241AHS-02	\$20,128	29
HRS3-1S	\$13,089	17	MMF72-5-W-LED	\$21,236	109	PRF24-24-1AS-02	\$19,486	29
LV10-1-B-LED	\$4,100	105	MMF72-5-W-EL	\$22,535	109	PRF48-241AHS-02	\$24,683	29
LV10-1-W-LED	\$4,100	105	MMR23-1-B-LED	\$5,186	107	PRF48-24-1AS-02	\$22,321	29
LV12-1-B-LED	\$4,195	105	MMR23-1-B-EL	\$6,485	107	RB23-1S	\$6,320	22
LV12-1-W-LED	\$4,195	105	MMR23-1-W-LED	\$5,186	107	RB23-1HS	\$7,015	22
LV15-1-B-LED	\$6,987	105	MMR23-1-W-EL	\$6,485	107	RB23-1G	\$7,222	22
LV15-1-B-54-LED	\$8,287	105	MMR23-1-SS-LED-WINE	\$7,685	113	RB23-1HG	\$7,610	22
LV15-1-W-LED	\$6,987	105	MMR27-1-B-LED	\$5,677	107	RB27-1S	\$6,952	22
LV15-1-W-54-LED	\$8,287	105	MMR27-1-B-EL	\$6,975	107	RB27-1HS	\$7,650	22
LV17-1-B-LED	\$8,347	105	MMR27-1-W-LED	\$5,677	107	RB27-1G	\$7,550	22
LV17-1-B-54-LED	\$8,680	105	MMR27-1-W-EL	\$6,975	107	RB27-1HG	\$7,850	22
LV17-1-W-LED	\$8,347	105	MMR27-1-SS-LED-WINE	\$8,175	113	RB49-1S	\$8,400	22
LV17-1-W-54-LED	\$8,680	105	MMR44-1-B-LED	\$7,824	107	RB49-1HS	\$9,480	22
LV23-1-B-LED	\$5,045	105	MMR44-1-B-EL	\$7,955	107	RB49-1G	\$9,930	22
LV23-1-W-LED	\$5,045	105	MMR44-1-W-LED	\$7,824	107	RB49-1HG	\$10,605	22
LV27-1-B-LED	\$5,225	105	MMR44-1-W-EL	\$7,955	107	RB72-1S	\$11,345	22
LV27-1-W-LED	\$5,225	105	MMR44-1-SS-LED-WINE	\$12,825	113	RB72-1HS	\$12,845	22
LV38-1-B-LED	\$7,045	105	MMR49-1-B-LED	\$8,181	107	RB72-1G	\$13,630	22
LV38-1-W-LED	\$7,045	105	MMR49-1-B-EL	\$9,485	107	RB72-1HG	\$14,850	22
LV45-1-B-LED	\$7,718	105	MMR49-1-W-LED	\$8,181	107	RI18-S	\$6,125	24
LV45-1-W-LED	\$7,718	105	MMR49-1-W-EL	\$9,485	107	RI18-G	\$7,300	24
LV49-1-B-LED	\$8,065	105	MMR49-1-SS-LED-WINE	\$13,181	113	RI18-HG	\$7,900	24
LV49-1-W-LED	\$8,065	105	MMR72-1-B-LED	\$10,852	107	RI18-HGS	\$6,532	24
LV66Y-1-B-LED	\$10,290	105	MMR72-1-B-EL	\$12,150	107	RI18-HS	\$6,138	24
LV66Y-1-W-LED	\$10,290	105	MMR72-1-W-LED	\$10,852	107	RID18-S	\$11,200	24
LV72Y-1-B-LED	\$10,625	105	MMR72-1-W-EL	\$12,150	107	RID18-HS	\$11,500	24
LV72Y-1-W-LED	\$10,625	105	MMR72-1-SS-LED-WINE	\$18,352	113	RID18-G	\$11,750	24
MF48	\$8,500	33	MMRF49-1-B-LED	\$16,525	110	RID18-HG	\$11,950	24
MM14Y-1-B-W-LED	\$9,073	107	MMRF49-1-W-LED	\$16,525	110	RID18-HGS	\$11,523	24
MMF12-1-B-LED	\$7,854	109	MMRF72-5-B-LED	\$21,985	110	SF34-B	\$3,934	89
MMF12-1-B-EL	\$9,150	109	MMRF72-5-W-LED	\$21,985	110	SF34-W-02	\$5,201	89
MMF12-1-W-LED	\$7,854	109	MMRR49-1-B-LED	\$16,464	110	SM34N-S	\$5,291	97
MMF12-1-W-EL	\$9,150	109	MMRR49-1-W-LED	\$16,464	110	SM34N-W	\$4,411	97
MMF23-1-B-LED	\$10,705	109	MMRR49-1-SS-LED-WINE	\$21,475	113	SM34N-W-02	\$5,104	97
MMF23-1-B-EL	\$12,095	109	MMRR72-1-B-LED	\$21,971	110	SM49N-S	\$6,052	97
MMF23-1-W-LED	\$10,705	109	MMRR72-1-W-LED	\$21,971	110	SM49N-W	\$4,993	97
MMF23-1-W-EL	\$12,095	109	MMRR72-1-SS-LED-WINE	\$29,475	113	SM49N-W-02	\$5,828	97
MMF27-1-B-ICE-LED	\$11,236	112	MS58-1-S	\$6,926	100	SM58N-S	\$7,337	97
MMF27-1-B-LED	\$11,163	109	MS58-1-W	\$6,508	100	SM58N-W	\$5,572	97
MMF27-1-B-EL	\$12,460	109	MS68-1-S	\$7,358	100	SM58N-W-02	\$6,708	97
MMF27-1-W-ICE-LED	\$11,236	112	MS68-1-W	\$6,939	100	SMF34Y-1-S	\$6,154	99
MMF27-1-W-LED	\$11,163	109	NC28-1-W	\$3,393	101	SMF34Y-1-W	\$5,777	99
MMF27-1-W-EL	\$12,460	109	NC34-1-W	\$3,450	101	SMF34Y-1-W-02	\$5,787	99
MMF44-1-B-LED	\$14,297	109	NC43-1-W	\$3,713	101	SMF49Y-1-S	\$7,350	99
MMF44-1-B-EL	\$15,595	109	NC51-1-W	\$3,748	101	SMF49Y-1-W	\$6,729	99
MMF44-1-W-LED	\$14,297	109	PH1-1S	\$9,300	28	SMF49Y-1-W-02	\$6,771	99

# QUICK REFERENCE PRICING

MODEL	LIST PRICE	PAGE	MODEL	LIST PRICE	PAGE	MODEL	LIST PRICE	PAGE
SMF58-S	\$8,256	99	SPE72-18	\$8,375	37	SPED60-16-2	\$8,975	39
SMF58-W	\$7,510	99	SPE72-18C	\$8,752	45	SPED60-16-4	\$10,850	39
SMF58-W-02	\$7,524	99	SPE72-18M	\$9,400	41	SPED60-16C-2	\$9,658	47
SPE27	\$4,340	37	SPE72-24M	\$9,575	41	SPED60-16C-4	\$11,607	47
SPE27-12M	\$5,175	41	SPE72-30M	\$9,685	41	SPED60-18M-2	\$10,158	43
SPE27-12M-B	\$5,175	41	SPE72-30M-DS	\$10,790	41	SPED60-18M-4	\$12,161	43
SPE27-12M-B-DS	\$6,255	41	SPE72-30M-STL	\$14,724	41	SPED60-24M-2	\$10,309	43
SPE27-B	\$4,340	37	SPED27	\$6,185	39	SPED60-24M-4	\$12,313	43
SPE27C	\$4,762	45	SPED27-12M	\$7,194	43	SPED72-08-2	\$9,985	39
SPE27C-B	\$4,762	45	SPED27-12M-B	\$7,194	43	SPED72-08-4	\$11,863	39
SPE27-SNZ	\$6,951	37	SPED27-B	\$6,185	39	SPED72-08-6	\$13,835	39
SPE36-08	\$5,850	37	SPED27C	\$6,710	47	SPED72-08C-2	\$10,269	47
SPE36-08C	\$6,520	45	SPED27C-B	\$6,710	47	SPED72-08C-4	\$12,253	47
SPE36-10	\$6,050	37	SPED36-08	\$8,244	39	SPED72-08C-6	\$14,190	47
SPE36-10C	\$6,510	45	SPED36-08C	\$8,661	47	SPED72-10-2	\$9,951	39
SPE36-12M	\$6,720	41	SPED36-10	\$8,412	39	SPED72-10-4	\$11,928	39
SPE36-15M	\$6,820	41	SPED36-10C	\$8,716	47	SPED72-10-6	\$13,905	39
SPE36-15M-STL	\$11,139	41	SPED36-12M	\$8,937	43	SPED72-10C-2	\$10,386	47
SPE48-08	\$6,045	37	SPED36-15M	\$9,103	43	SPED72-10C-4	\$12,333	47
SPE48-08C	\$6,818	45	SPED48-08-2	\$7,995	39	SPED72-10C-6	\$14,269	47
SPE48-10	\$6,445	37	SPED48-08-4	\$9,893	39	SPED72-12-2	\$10,125	39
SPE48-10C	\$6,867	45	SPED48-08C-2	\$8,767	47	SPED72-12-4	\$11,987	39
SPE48-12	\$6,675	37	SPED48-08C-4	\$10,715	47	SPED72-12-6	\$13,979	39
SPE48-12C	\$6,950	45	SPED48-10-2	\$8,307	39	SPED72-12C-2	\$10,382	47
SPE48-12M	\$7,390	41	SPED48-10-4	\$10,283	39	SPED72-12C-4	\$12,311	47
SPE48-12-SNZ	\$9,840	37	SPED48-10C-2	\$8,858	47	SPED72-12C-6	\$14,301	47
SPE48-18M	\$7,530	41	SPED48-10C-4	\$10,763	47	SPED72-12M-2	\$11,166	43
SPE48-18M-DS	\$8,439	41	SPED48-12-2	\$8,535	39	SPED72-12M-4	\$13,367	43
SPE48-18M-STL	\$11,935	41	SPED48-12-4	\$10,385	39	SPED72-12M-6	\$15,197	43
SPE60-08	\$6,925	37	SPED48-12C-2	\$8,958	47	SPED72-18-2	\$10,470	39
SPE60-08C	\$7,543	45	SPED48-12C-4	\$10,923	47	SPED72-18-4	\$12,345	39
SPE60-10	\$6,990	37	SPED48-12M-2	\$9,415	43	SPED72-18-6	\$14,327	39
SPE60-10C	\$7,628	45	SPED48-12M-4	\$11,417	43	SPED72-18C-2	\$10,635	47
SPE60-12	\$7,040	37	SPED48-18M-2	\$9,559	43	SPED72-18C-4	\$12,593	47
SPE60-12C	\$7,636	45	SPED48-18M-4	\$11,560	43	SPED72-18C-6	\$14,587	47
SPE60-12M	\$8,125	41	SPED60-08-2	\$8,810	39	SPED72-18M-2	\$11,235	43
SPE60-16	\$7,085	37	SPED60-08-4	\$10,787	39	SPED72-18M-4	\$13,256	43
SPE60-16C	\$7,751	45	SPED60-08C-2	\$9,401	47	SPED72-18M-6	\$15,266	43
SPE60-18M	\$8,225	41	SPED60-08C-4	\$11,440	47	SPED72-24M-2	\$11,415	43
SPE60-24M	\$8,375	41	SPED60-10-2	\$8,783	39	SPED72-24M-4	\$13,420	43
SPE60-24M-DS	\$9,436	41	SPED60-10-4	\$10,738	39	SPED72-24M-6	\$15,436	43
SPE60-24M-STL	\$13,155	41	SPED60-10C-2	\$9,447	47	SPED72-30M-2	\$11,590	43
SPE72-08	\$8,000	37	SPED60-10C-4	\$11,376	47	SPED72-30M-4	\$13,606	43
SPE72-08C	\$8,466	45	SPED60-12-2	\$8,935	39	SPED72-30M-6	\$15,622	43
SPE72-10	\$8,075	37	SPED60-12-4	\$10,808	39	ST34N-S	\$6,266	97
SPE72-10C	\$8,540	45	SPED60-12C-2	\$9,492	47	ST34N-W	\$5,396	97
SPE72-12	\$8,160	37	SPED60-12C-4	\$11,420	47	ST34N-W-02	\$6,108	97
SPE72-12C	\$8,582	45	SPED60-12M-2	\$10,019	43	ST49N-S	\$7,056	97
SPE72-12M	\$9,300	41	SPED60-12M-4	\$12,025	43	ST49N-W	\$6,050	97



MODEL	LIST PRICE	PAGE	MODEL	LIST PRICE	PAGE	MODEL	LIST PRICE	PAGE
ST49N-W-02	\$6,835	97	UCRD72A-6	\$12,928	65	WTFD27A-2	\$6,400	58
ST58N-S	\$7,789	97	UCRD93A-2	\$11,990	63	WTFD36A-2	\$8,100	58
ST58N-W	\$6,560	97	UCRD93A-4	\$14,300	63	WTFD48A-2	\$8,300	58
ST58N-W-02	\$7,705	97	UCRD93A-6	\$16,500	63	WTFD48A-4	\$8,600	58
STF49-1-S	\$10,139	99	UCRF48A	\$8,446	67	WTFD60A-2	\$10,000	58
STF49-1-W	\$9,058	99	UCRF50A	\$8,600	67	WTFD60A-4	\$10,200	58
STF49-1-W-02	\$9,615	99	UCRF52A	\$8,858	67	WTR119A	\$14,340	61
STF58-1-S	\$10,080	99	VCPW-1	\$13,132	33	WTR20Y	\$4,153	59
STF58-1-W	\$9,290	99	VM12	\$12,729	119	WTR24A	\$3,806	55
STF58-1-W-02	\$10,004	99	VM15	\$12,208	119	WTR24A-FB	\$4,500	55
UCF20	\$3,962	67	VM18	\$13,420	119	WTR27A	\$3,806	55
UCF24	\$4,443	67	VM7	\$10,264	119	WTR27	\$3,806	59
UCF24A	\$4,443	67	WBC35	\$26,626	32	WTR34Y	\$5,788	59
UCF27	\$4,525	67	WBC60	\$33,424	32	WTR36A	\$5,320	55
UCF27A	\$4,550	67	WBC75	\$43,621	32	WTR41	\$5,213	61
UCF27A-25	\$5,356	67	WBC75R	\$37,389	32	WTR46A	\$6,300	61
UCF36A	\$5,998	67	WBC110	\$47,586	32	WTR48A	\$5,800	55
UCF48AY	\$6,580	67	WBC110R	\$43,054	32	WTR60A	\$6,450	55
UCF60A	\$8,190	67	WBM175	\$61,182	32	WTR67A	\$7,850	61
UCF67A	\$10,825	62	WMBC175-POD	\$73,645	32	WTR72AY	\$7,385	55
UCFD27A-2	\$6,430	67	WMBC220	\$64,581	32	WTR93A	\$10,430	61
UCFD36A-2	\$7,850	67	WMBC220-POD	\$76,478	32	WTRCS112-1	\$18,600	71
UCFD48A-2	\$10,100	67	WMBC220C-POD	\$81,856	32	WTRCS112-1-120	\$20,041	71
UCFD48A-4	\$10,365	67	WMBC350	\$68,547	32	WTRCS36-1	\$9,405	71
UCFD60A-2	\$9,990	67	WMBC350-POD	\$79,310	32	WTRCS36-1-48	\$10,556	71
UCFD60A-4	\$10,300	67	WMBC350C-POD	\$83,842	32	WTRCS52-1	\$10,650	71
UCR119A	\$13,775	63	WMBC480	\$118,965	32	WTRCS60-1	\$10,995	71
UCR20Y	\$3,357	67	WMBC480-POD	\$124,630	32	WTRCS60-1-64	\$11,100	71
UCR24A	\$3,775	65	WMBC660	\$123,497	32	WTRCS72-1	\$12,900	71
UCR27A	\$3,745	65	WMBC660-POD	\$130,295	32	WTRCS72-1-76	\$13,200	71
UCR27Y	\$3,745	67	WTF20Y	\$4,333	59	WTRCS84-1	\$13,995	71
UCR34Y	\$4,993	67	WTF24	\$4,550	59	WTRCS84-1-108	\$15,400	71
UCR36A	\$5,050	65	WTF24A	\$4,550	57	WTRCS84-1-89	\$14,100	71
UCR41A	\$5,622	63	WTF24A-25	\$6,550	57	WTRCS84-1-96	\$14,500	71
UCR46A	\$6,140	63	WTF24A-FB	\$5,950	57	WTRD119A-2	\$15,727	61
UCR48A	\$5,650	65	WTF27Y	\$4,550	59	WTRD119A-4	\$17,902	61
UCR60A	\$6,275	65	WTF27AY	\$4,550	57	WTRD119A-6	\$20,078	61
UCR67A	\$7,680	63	WTF27AY-25	\$5,459	57	WTRD119A-8	\$21,696	61
UCR72AY	\$7,180	65	WTF36A	\$6,153	57	WTRD27A-2	\$5,700	56
UCR93A	\$9,840	63	WTF48AY	\$6,700	57	WTRD36A-2	\$7,393	56
UCRD119A-2	\$14,602	63	WTF60A	\$8,300	57	WTRD46A-2	\$8,540	61
UCRD119A-4	\$16,860	63	WTF67A	\$10,990	60	WTRD48A-2	\$7,675	56
UCRD119A-6	\$19,116	63	WTFCS36-1	\$12,400	72	WTRD48A-4	\$9,500	56
UCRD119A-8	\$21,375	63	WTFCS36-1-48	\$12,850	72	WTRD60A-2	\$8,300	56
UCRD27A-2	\$5,600	65	WTFCS52-1	\$13,200	72	WTRD60A-4	\$10,100	56
UCRD36A-2	\$7,171	65	WTFCS60-1	\$13,500	72	WTRD67A-2	\$9,990	61
UCRD46A-2	\$8,375	63	WTFCS60-1-64	\$13,850	72	WTRD67A-4	\$12,300	61
UCRD48A-2	\$7,500	65	WTFCS72-1	\$15,800	72	WTRD72AY-2	\$10,400	56
UCRD48A-4	\$9,385	65	WTFCS72-1-76	\$16,250	72	WTRD72AY-4	\$11,209	56
UCRD60A-2	\$8,125	65	WTFCS84-1	\$16,850	72	WTRD72AY-6	\$13,194	56
UCRD60A-4	\$9,990	65	WTFCS84-1-89	\$17,200	72	WTRD93A-2	\$12,625	61
UCRD67A-2	\$9,900	63	WTFCS84-1-96	\$17,400	72	WTRD93A-4	\$14,825	61
UCRD67A-4	\$12,125	63	WTFCS84-1-108	\$17,650	72	WTRD93A-6	\$17,100	61
UCRD72A-2	\$8,961	65	WTFCS112-1	\$21,340	72	WTRF48A	\$8,600	59
UCRD72A-4	\$10,944	65	WTFCS112-1-120	\$21,650	72	WTRF50A	\$8,755	59
						WTRF52A	\$9,017	59

# TABLE OF CONTENTS

## **HORIZON SERIES TOP MOUNT REACH-INS 14**

Horizon Series Refrigerators .....	16
Horizon Series Freezers .....	18

## **BOTTOM MOUNT REACH-INS 20**

Vista Series Refrigerators .....	22
Vista Series Freezers .....	23
Ri & Rid/Horizon Series Dual Temps .....	24
Horizon Bottom Mount Refrigerators & Freezers .....	25

## **SPECIALTY REFRIGERATON 26**

Top Mount Warming Cabinets .....	28
Top Mount Dual Temps .....	29
Blast Chillers/Freezers .....	30
Williams Blast Chillers .....	31
Horizontal Deep Well/Versa-Cool Portable Walk-In .....	33

## **FOOD PREP TABLES 34**

Elite Series, Sandwich Prep, Standard Top .....	36
Elite Series, Sandwich Prep, Standard Top with Drawers .....	38
Elite Series, Sandwich Prep, Mega Top .....	40
Elite Series, Sandwich Prep, Mega Top with Drawers .....	42
Elite Series, Sandwich Prep, Cutting Top .....	44
Elite Series Sandwich Prep, Cutting Top with Drawers .....	46
Pizza Prep Tables .....	48
Pizza Prep Tables with Drawers .....	50

## **WORKTOPS & UNDERCOUNTERS 52**

Worktop Refrigerators - 29" Depth .....	55
Worktop Refrigerators W/ Drawers - 29" Depth .....	56
Worktop Freezers - 29" Depth .....	57
Worktop Freezers W/ Drawers - 29" Depth .....	58
Dual Temp Worktops/Shallow Depth Worktops .....	59
Worktop Refrigerators & Freezers - 32" Depth .....	61
Undercounter Refrigerators - 29" Depth .....	63
Undercounter Refrigerators - 32" Depth .....	65
Undercounter Dual-Temps, Shallow Depths, & Freezers .....	67

## **CHEF BASES 68**

Refrigerated Cook Stands .....	71
Freezer Cook Stands .....	72



## BAR EQUIPMENT

73

24" Dual-Zone .....	76
58" Dual-Zone .....	77
Back Bar Coolers, Solid Door .....	79
Back Bar Coolers, Glass Door .....	81
Food Rated Back Bar Coolers .....	82
Pass-Thru Back Bar Coolers .....	85
Deep Well Coolers .....	89
Glass Frosters .....	91
Direct Draw Beer Dispensers .....	93

## MILK COOLERS & SPECIALTY FREEZERS

94

Milk Coolers, Cold Wall .....	97
Milk Coolers, Forced-Air .....	99
Milk Coolers & Bulk Storage .....	100
Dipping Cabinets & Novelty Cases .....	101

## GLASS DOOR MERCHANDISERS

102

Lumavue™ Glass Door Refrigerators .....	105
Marketmax™ Glass Door Refrigerators .....	107
Marketmax™ Glass Door Freezers .....	109
Marketmax™ Dual-Temp Merchandisers .....	110
Marketmax™ Ice Merchandisers .....	112
Marketmax™ Wine Merchandisers .....	113
Countertop Merchandisers .....	115

## OPEN-AIR MERCHANDISERS

116

Breeze™ Open-Air Merchandiser .....	118
VueMax™ Open-Air Merchandiser .....	119

## DISPLAY CASES

120

Curved Glass Deli & Dry Cases .....	123
Accessories, Warranty, & Line Drawings .....	124





*70th Anniversary*  
**BEVERAGE-AIR**  
MADE IN AMERICA SINCE 1944



## Horizon Top Mount Reach Ins <sup>(HR/HF Series)</sup>

*Certified to Ambient Class of 100°F*

### *One Great Design, 4 Great Finish Options*

**HR Standard Series:**

S/S front, gray painted sides, alum. int.

**HRP Series:** S/S front, S/S sides, alum. int.

**HRS Series:** S/S front, gray painted sides, s/s int.

**HRPS Spec Series:** Complete S/S ext. and int.

**HF Standard Series:**

S/S front, gray painted sides, alum. int.

**HFP Series:** S/S front, S/S sides, alum. int.

**HFS Series:** S/S front, gray painted sides, s/s int.

**HFPS Spec Series:** Complete S/S ext. and int.

*Refrigerators 36°F to 38°F*

*Freezers 0°F to -10°F*

# *Dare to Compare!*



Scan Here  
for Additional  
Information  
on This  
Product



3 Year Parts/Labor  
Warranty & Additional  
2 Year Compressor  
Warranty



*Full electronic control  
with one touch defrost*

*Down duct refrigeration system to ensure  
even distribution of air flow through cabinet*

*Expansion valve technology (freezer models)*

*Antimicrobial door handles*

*Self-closing field-reversible doors with 120° stay open feature*

*Foamed-in-place center mullions*

*Heated glass and perimeter (glass door freezers)*

**Models available:** Full solid doors, half solid doors, full glass doors, half glass doors and solid and glass door, remote, half glass door and solid/glass door combination units

**Available options:** Tray slides, 3" casters, seismic legs, LED lighting (glass door models), adjustable drawers

*Designed to  
Perform in  
High Ambient  
Kitchens*



IN THIS SECTION:

## HORIZON SERIES TOP MOUNT REACH-INS

Top Mount Refrigerators

Top Mount Freezers



Products that have earned the ENERGY STAR® are designed to protect the environment through superior energy efficiency. For a complete list of qualified models, visit [www.energystar.gov/cfs](http://www.energystar.gov/cfs). Click on Commercial Refrigerators & Freezers on the right-hand side of the page.

# HORIZON SERIES TOP MOUNT REACH-INS

## ► Horizon Series Refrigerators

### TESTED & CERTIFIED TO AMBIENT CLASS OF 100°F

#### Horizon Series Refrigerators FEATURES:

##### Unmatched Cubic Capacity

##### Heavy Duty Construction

2" CFC and HCFC-free foamed-in-place polyurethane insulation.

##### Full Electronic Control with One-Touch Defrost

##### LED Lighting Standard

##### One Piece Grille

##### Cam-Lift Hinges with 120° Stay-Open Door Feature

##### Anti-Microbial Door Handles

##### Field Reversible Doors

##### Door Locks Standard *(Solid Door Models Only) Optional on Glass Door Models*

##### Snap-In Door Gaskets

Easy to remove for cleaning or replacement without service agency.

##### 6" Heavy Duty Casters Standard *(3" Casters or 6" Legs Optional)*

3" caster or 6" leg option available at no charge when specified on order (in lieu of 6" casters).

##### Refrigeration System

Top mount, environmentally friendly refrigeration system. Balanced system for efficient operation even under severe conditions. Maintains product temperatures of 36°–38°F.

##### Environmentally Friendly R134a Refrigerant

System utilizes R134a refrigerant, which is CFC and HCFC-free for compliance with environmental safety standards.

##### Agency Certifications



Products that have earned the ENERGY STAR® are designed to protect the environment through superior energy efficiency. For a complete list of qualified models, visit [www.energystar.gov/cfs](http://www.energystar.gov/cfs). Click on Commercial Refrigerators & Freezers on the right-hand side of the page.

### AVAILABLE ACCESSORIES:

- Adjustable Drawer Kit



Full Electronic Control with One-Touch Defrost

HR1W-1S



HR1-1HS



HR1-1S



HR1-1HG



HR2-1S

HR2-1HG

HR2-1HS



HR3-1G

HR3-1S

HR3-1HS

Pictures apply for all Horizon Series models.



## 1 GREAT DESIGN, 4 FINISH OPTIONS:

**HR Models:** S/S front, continuous coil coated sides, aluminum interior

**HRP Models:** S/S front, S/S sides, aluminum interior

**HRS Models:** S/S front, continuous coil coated sides, S/S interior

**HRPS Models:** Complete S/S exterior and interior



YOUR COMPLETE REFRIGERATION SOURCE

## HORIZON SERIES REFRIGERATORS - SPECIFICATIONS

DOOR TYPE	HR STANDARD S/S Front, continuous coil coated sides, Aluminum Interior	LIST PRICE	HRP S/S Front, S/S Sides, Aluminum Interior	LIST PRICE	HRS S/S Front, continuous coil coated sides, S/S Interior	LIST PRICE	HRPS Complete S/S Exterior & Interior	LIST PRICE	SECTIONS	VOLTS / AMPS / HP
SOLID	HR1-1S	\$6,607	HRP1-1S	\$8,024	HRS1-1S	\$6,923	HRPS1-1S	\$8,769	1	115 / 5.8 / 1/3
	HR1W-1S	\$8,681	HRP1W-1S	\$9,772	HRS1W-1S	\$9,238	HRPS1W-1S	\$11,268	1 WIDE	115 / 5.8 / 1/3
	HR2-1S	\$8,801	HRP2-1S	\$10,201	HRS2-1S	\$9,479	HRPS2-1S	\$11,777	2	115 / 8.4 / 1/3
	HR3-1S	\$11,849	HRP3-1S	\$12,625	HRS3-1S	\$13,089	HRPS3-1S	\$15,388	3	115 / 10.0 / 1/2
HALF SOLID	HR1-1HS	\$6,960	HRP1-1HS	\$8,683	HRS1-1HS	\$7,550	HRPS1-1HS	\$11,900	1	115 / 5.8 / 1/3
	HR2-1HS	\$9,700	HRP2-1HS	\$11,314	HRS2-1HS	\$10,539	HRPS2-1HS	\$13,002	2	115 / 8.4 / 1/3
	HR3-1HS	\$13,363	HRP3-1HS	\$14,883	HRS3-1HS	\$14,420	HRPS3-1HS	\$16,928	3	115 / 10.0 / 1/2
GLASS	HR1-1G	\$7,339	HRP1-1G	\$8,785	HRS1-1G	\$7,648	HRPS1-1G	\$10,219	1	115 / 5.8 / 1/3
	HR1W-1G	\$9,849	HRP1W-1G	\$11,516	HRS1W-1G	\$10,423	HRPS1W-1G	\$12,051	1 WIDE	115 / 5.8 / 1/3
	HR2-1G	\$10,406	HRP2-1G	\$12,398	HRS2-1G	\$11,572	HRPS2-1G	\$14,193	2	115 / 8.4 / 1/3
	HR3-1G	\$14,290	HRP3-1G	\$17,121	HRS3-1G	\$16,552	HRPS3-1G	\$21,009	3	115 / 10.0 / 1/2
HALF GLASS	HR1-1HG	\$7,771	HRP1-1HG	\$9,500	HRS1-1HG	\$8,329	HRPS1-1HG	\$11,006	1	115 / 5.8 / 1/3
	HR2-1HG	\$11,671	HRP2-1HG	\$13,752	HRS2-1HG	\$12,862	HRPS2-1HG	\$15,683	2	115 / 8.4 / 1/3
	HR3-1HG	\$16,203	HRP3-1HG	\$16,613	HRS3-1HG	\$17,175	HRPS3-1HG	\$18,120	3	115 / 10.0 / 1/2

For total depth add 1 3/4" for handle. For total height add 3" (casters only) or 6" (casters/legs.)

## OPTIONAL SUFFIX LEGEND

SUFFIX	OPTION
<b>-18</b>	Left Hand Hinge Door(s)
<b>-R</b>	Remote - Deduct 10% from List Price
Specify model + optional suffix when placing order. Available at no charge when specified on order.	

## COMMON FEATURES

MODEL WIDTH	SECTIONS	CUBIC FEET	DOORS/ SHELVES	CRATED WEIGHT	EXTERIOR DIMENSIONS - W x D x H
<b>26" Model</b>	1	24	<b>1 / 3</b>	355	26" x 32" x 78 1/2"
<b>35" Model</b>	1 W WIDE	34	<b>1 / 3</b>	379	35" x 32" x 78 1/2"
<b>52" Model</b>	2	49	<b>2 / 6</b>	560	52" x 32" x 78 1/2"
<b>78" Model</b>	3	74	<b>3 / 9</b>	791	78" x 32" x 78 1/2"

For total depth add 1 3/4" for handle. For total height add 3" (casters only) or 6" (casters/legs.)

# HORIZON SERIES TOP MOUNT REACH-INS

## ► Horizon Series Freezers

### TESTED & CERTIFIED TO AMBIENT CLASS OF 100°F

#### Horizon Series Freezers FEATURES:

##### Increased Cubic Capacity

##### Heavy Duty Construction

2" CFC and HCFC-free foamed-in-place polyurethane insulation.

##### Full Electronic Control with One-Touch Defrost

##### LED Lighting Standard

##### One Piece Grille

##### Cam-Lift Hinges with 120° Stay-Open Door Feature

##### Anti-Microbial Door Handles

##### Field Reversible Doors

##### Door Locks Standard (Solid Door Models Only)

Optional Accessory for Glass Door Models

##### Snap-In Door Gaskets

Easy to remove for cleaning or replacement without service agency.

##### 6" Heavy Duty Casters Standard (3" Casters or 6" Legs Optional)

3" caster or 6" leg option available at no charge when specified on order (in lieu of 6" casters).

##### Refrigeration System

Top mount, environmentally friendly refrigeration system. Balanced system for efficient operation even under severe conditions. Maintains product temperature of -10°F.

##### Expansion Valve Technology

##### Automatic Defrost with 1-Touch Option

Defrost control is fully automatic, time-initiated and temperature-terminated operation.

##### Environmentally Friendly R404A Refrigerant

System utilizes R404A refrigerant, which is CFC and HCFC-free for compliance with environmental safety standards.

##### Agency Certifications



Products that have earned the ENERGY STAR® are designed to protect the environment through superior energy efficiency. For a complete list of qualified models, visit [www.energystar.gov/cfs](http://www.energystar.gov/cfs). Click on Commercial Refrigerators & Freezers on the right-hand side of the page.

#### AVAILABLE ACCESSORIES:

- Adjustable Drawer Kit

HF1W-1S



HF1-1HS



HF1-1S



HF1-1HG

HF2-1HG



HF2-1S



HF2-1HS



HF3-5G



HF3-5S



HF3-5HS



## 1 GREAT DESIGN, 4 FINISH OPTIONS:

**HF Models:** S/S front, continuous coil coated sides, aluminum interior

**HFP Models:** S/S front, S/S sides, aluminum interior

**HFS Models:** S/S front, continuous coil coated sides, S/S interior

**HFPS Models:** Complete S/S exterior and interior



YOUR COMPLETE REFRIGERATION SOURCE

## HORIZON SERIES FREEZERS - SPECIFICATIONS

DOOR TYPE	HF STANDARD S/S Front, continuous coil coated, Aluminum Interior	LIST PRICE	HFP S/S Front, S/S Sides, Aluminum Interior	LIST PRICE	HFS S/S Front, continuous coil coated, S/S Interior	LIST PRICE	SECTIONS	HFPS Complete S/S Exterior & Interior	LIST PRICE	VOLTS / AMPS / HP
<b>SOLID</b>	HF1-1S	\$8,290	HFP1-1S	\$9,633	HFS1-1S	\$8,293	1	HFPS1-1S	\$11,153	115 / 7.1 / 1/2
	HF1W-1S	\$11,095	HFP1W-1S	\$11,773	HFS1W-1S	\$11,566	1 WIDE	HFPS1W-1S	\$14,022	115 / 7.8 / 1/2
	HF2-1S	\$11,615	HFP2-1S	\$13,009	HFS2-1S	\$11,922	2	HFPS2-1S	\$14,868	115 / 12.0 / 3/4
	HF3-5S	\$15,240	HFP3-5S	\$16,808	HFS3-5S	\$15,944	3	HFPS3-5S	\$19,043	208-230 / 8.4 / 1
<b>HALF SOLID</b>	HF1-1HS	\$8,700	HFP1-1HS	\$10,112	HFS1-1HS	\$8,751	1	HFPS1-1HS	\$11,690	115 / 7.1 / 1/2
	HF2-1HS	\$12,400	HFP2-1HS	\$13,814	HFS2-1HS	\$12,675	2	HFPS2-1HS	\$15,751	115 / 12.0 / 3/4
	HF3-5HS	\$16,325	HFP3-5HS	\$18,730	HFS3-5HS	\$17,741	3	HFPS3-5HS	\$21,158	208-230 / 8.4 / 1
<b>GLASS</b>	HF1-1G	\$10,149	HFP1-1G	\$12,123	HFS1-1G	\$10,621	1	HFPS1-1G	\$13,891	115 / 7.1 / 3/4
	HF2-1G	\$14,420	HFP2-1G	\$16,692	HFS2-1G	\$15,365	2	HFPS2-1G	\$17,444	115 / 12.0 / 1
	HF3-5G	\$19,790	HFP3-5G	\$20,972	HFS3-5G	\$21,208	3	HFPS3-5G	\$23,589	208-230 / 16.0 / 1 1/2
<b>HALF GLASS</b>	HF1-1HG	\$10,592	HFP1-1HG	\$11,772	HFS1-1HG	\$11,063	1	HFPS1-1HG	\$13,470	115 / 7.1 / 3/4
	HF2-1HG	\$15,662	HFP2-1HG	\$16,844	HFS2-1HG	\$16,607	2	HFPS2-1HG	\$18,693	115 / 12.0 / 1
	HF3-5HG	\$22,502	HFP3-5HG	\$23,682	HFS3-5HG	\$23,920	3	HFPS3-5HG	\$26,571	208-230 / 16.0 / 1 1/2

For total depth add 1 3/4" for handle. For total height add 3" (casters only) or 6" (casters/legs.) 208-230 Volt units are designed for field wiring. Some models require permanent connections (hard-wired) and will be designated as (-11). Please contact your local sales representative.

## CHROME-PLATED SHELF OPTION AVAILABLE

See page 116 of Accessory section.

## OPTIONAL SUFFIX LEGEND

SUFFIX	OPTION
<b>-18</b>	Left Hand Hinge Door(s)
<b>-R</b>	Remote - Deduct 10% from List Price
Specify model + optional suffix when placing order. Available at no charge when specified on order.	

## COMMON FEATURES

MODEL WIDTH	SECTIONS	CUBIC FEET	DOORS/ SHELVES	CRATED WEIGHT	EXTERIOR DIMENSIONS - W x D x H
<b>26" Model</b>	1	24	<b>1 / 3</b>	370	26" x 32" x 78 1/2"
<b>35" Model</b>	1 W WIDE	34	<b>1 / 3</b>	455	35" x 32" x 78 1/2"
<b>52" Model</b>	2	49	<b>2 / 6</b>	545	52" x 32" x 78 1/2"
<b>78" Model</b>	3	74	<b>3 / 9</b>	870	78" x 32" x 78 1/2"
For total depth add 1 3/4" for handle. For total height add 3" (casters only) or 6" (casters/legs.)					



# BOTTOM MOUNT REACH-INS



Products that have earned the ENERGY STAR® are designed to protect the environment through superior energy efficiency. For a complete list of qualified models, visit [www.energystar.gov/cfs](http://www.energystar.gov/cfs). Click on Commercial Refrigerators & Freezers on the right-hand side of the page.



IN THIS SECTION:

## BOTTOM MOUNT REACH-INS

Vista Series Refrigerators and Freezers

Horizon Series Refrigerators & Freezers

Horizon Series Dual-Temperature Reach-Ins



# BOTTOM MOUNT REACH-INS

## ► Vista Series Bottom Mount Refrigerators & Freezers

### TESTED & CERTIFIED TO AMBIENT CLASS OF 100°F

#### Vista Series Bottom Mount Refrigerators FEATURES:

**Cabinet Finish** *Stainless steel front & door, Heavy Duty continuous coil coated metal sides, aluminum interior.*

#### Heavy Duty Construction

*Foamed-In-Place CFC and HCFC-free Polyurethane Insulation.*

#### Mechanical Control with Digital Display

#### LED Lighting Standard

#### One Piece Grille

#### Spring-Loaded Hinges with 120° Stay-Open Door Feature

#### Anti-Microbial Door Handles

#### Door Locks Standard *(solid doors only)*

#### Snap-In Door Gaskets

*Easy to remove for cleaning or replacement without service agency.*

#### 3 Shelves Per Section Standard

**6" Heavy Duty Casters Standard** *Optional 3" casters or 6" leg option available at no charge when specified on order (in lieu of 6" casters)*

#### Refrigeration System

*Bottom mount, environmentally friendly refrigeration system (R134a – refrigerators, R404a – freezers) Refrigerators maintain product temperatures of 36°F - 38°F. Freezers maintain product temperatures to -10°F*

#### Right and Left Hand Hinged models available

*(Specify at time of order)*



Products that have earned the ENERGY STAR® are designed to protect the environment through superior energy efficiency. For a complete list of qualified models, visit [www.energystar.gov/cfs](http://www.energystar.gov/cfs). Click on Commercial Refrigerators & Freezers on the right-hand side of the page.

### VISTA SERIES REFRIGERATORS - SPECIFICATIONS

	MODELS	LIST PRICE	TYPE OF UNIT	CRATED WEIGHT	CUBIC FEET	EXT. DIMENSIONS – W x D x H	VOLTS / AMPS / HP	SHELVES
<b>SOLID DOORS</b>	RB23-1S	\$6,320	Refrigerator	373	23	27 1/4" X 33 3/4" X 78"	115 / 5.8 / 1/3	3
	RB27-1S	\$6,952	Refrigerator	373	27	30" X 33 3/4" X 78"	115 / 5.8 / 1/3	3
	RB49-1S	\$8,400	Refrigerator	531	49	52" X 33 3/4" X 78 "	115 / 8.8 / 1/3	6
	RB72-1S	\$11,345	Refrigerator	715	72	75" X 33 3/4" X 78"	115 / 9.9 / 1/2	9
<b>HALF SOLID DOORS</b>	RB23-1HS	\$7,015	Refrigerator	373	23	27 1/4" X 33 3/4" X 78"	115 / 5.8 / 1/3	3
	RB27-1HS	\$7,650	Refrigerator	373	27	30" X 33 3/4" X 78"	115 / 5.8 / 1/3	3
	RB49-1HS	\$9,480	Refrigerator	531	49	52" X 33 3/4" X 78 "	115 / 8.8 / 1/3	6
	RB72-1HS	\$12,845	Refrigerator	715	72	75" X 33 3/4" X 78"	115 / 9.9 / 1/2	9
<b>GLASS DOORS</b>	RB23-1G	\$7,222	Refrigerator	373	23	27 1/4" X 33 3/4" X 78"	115 / 5.8 / 1/3	3
	RB27-1G	\$7,550	Refrigerator	373	27	30" X 33 3/4" X 78"	115 / 5.8 / 1/3	3
	RB49-1G	\$9,930	Refrigerator	531	49	52" X 33 3/4" X 78 "	115 / 8.8 / 1/3	6
	RB72-1G	\$13,630	Refrigerator	715	72	75" X 33 3/4" X 78"	115 / 9.9 / 1/2	9
<b>HALF GLASS DOORS</b>	RB23-1HG	\$7,610	Refrigerator	373	23	27 1/4" X 33 3/4" X 78"	115 / 5.8 / 1/3	3
	RB27-1HG	\$7,850	Refrigerator	373	27	30" X 33 3/4" X 78"	115 / 5.8 / 1/3	3
	RB49-1HG	\$10,605	Refrigerator	531	49	52" X 33 3/4" X 78 "	115 / 8.8 / 1/3	6
	RB72-1HG	\$14,850	Refrigerator	715	72	75" X 33 3/4" X 78"	115 / 9.9 / 1/2	9





## Vista Series Bottom Mount Freezers FEATURES:

**Cabinet Finish** *Stainless steel front & door, Heavy Duty continuous coil coated metal sides, aluminum interior.*

**Heavy Duty Construction**  
*Foamed-In-Place CFC and HCFC-free Polyurethane Insulation.*

**Mechanical Control with Digital Display**

**LED Lighting Standard**

**One Piece Grille**

**Spring-Loaded Hinges with 120° Stay-Open Door Feature**

**Anti-Microbial Door Handles**

**Door Locks Standard** *(solid doors only)*

**Snap-In Door Gaskets**  
*Easy to remove for cleaning or replacement without service agency.*

**3 Shelves Per Section Standard**

**6" Heavy Duty Casters Standard** *Optional 3" casters or 6"*

*leg option available at no charge when specified on order (in lieu of 6" casters)*

**Refrigeration System**  
*Bottom mount, environmentally friendly refrigeration system (R134a – refrigerators, R404a – freezers) Refrigerators maintain product temperatures of 36°F - 38°F. Freezers maintain product temperatures to -10°F*

**Expansion Valve Technology**

**Right and Left Hand Hinged models available**  
*(Specify at time of order)*



Products that have earned the ENERGY STAR® are designed to protect the environment through superior energy efficiency. For a complete list of qualified models, visit [www.energystar.gov/cfs](http://www.energystar.gov/cfs). Click on Commercial Refrigerators & Freezers on the right-hand side of the page.

## VISTA SERIES FREEZERS - SPECIFICATIONS

	MODELS	LIST PRICE	TYPE OF UNIT	CRATED WEIGHT	CUBIC FEET	EXT. DIMENSIONS – W x D x H	VOLTS / AMPS / HP	SHELVES
<b>SOLID DOORS</b>	FB23-1S	\$7,895	Freezer	373	23	27 1/4" X 33 3/4" X 78"	115 / 10.9 / 1/2	3
	FB27-1S	\$8,150	Freezer	373	27	30" X 33 3/4" X 78"	115 / 11.9 / 3/4	3
	FB49-1S	\$11,075	Freezer	531	49	52" X 33 3/4" X 78 "	115 / 11.9 / 3/4	6
	FB72-1S	\$14,560	Freezer	715	72	75" X 33 3/4" X 78"	115 / 11.9 / 3/4	9
<b>HALF SOLID DOORS</b>	FB23-1HS	\$8,340	Freezer	373	23	27 1/4" X 33 3/4" X 78"	115 / 10.9 / 1/2	3
	FB27-1HS	\$8,550	Freezer	373	27	30" X 33 3/4" X 78"	115 / 11.9 / 3/4	3
	FB49-1HS	\$11,740	Freezer	531	49	52" X 33 3/4" X 78 "	115 / 11.9 / 3/4	6
	FB72-1HS	\$15,975	Freezer	715	72	75" X 33 3/4" X 78"	115 / 11.9 / 3/4	9
<b>GLASS DOORS</b>	FB23-1G	\$10,700	Freezer	373	23	27 1/4" X 33 3/4" X 78"	115 / 10.9 / 1/2	3
	FB27-1G	\$10,950	Freezer	373	27	30" X 33 3/4" X 78"	115 / 11.9 / 3/4	3
	FB49-1G	\$15,125	Freezer	531	49	52" X 33 3/4" X 78 "	115 / 11.9 / 3/4	6
	FB72-5G	\$23,590	Freezer	715	72	75" X 33 3/4" X 78"	208-230/ 11.9 / 3/4	9
<b>HALF GLASS DOORS</b>	FB23-1HG	\$11,200	Freezer	373	23	27 1/4" X 33 3/4" X 78"	115 / 10.9 / 1/2	3
	FB27-1HG	\$11,450	Freezer	373	27	30" X 33 3/4" X 78"	115 / 11.9 / 3/4	3
	FB49-1HG	\$16,125	Freezer	531	49	52" X 33 3/4" X 78 "	115 / 11.9 / 3/4	6
	FB72-5HG	\$24,300	Freezer	715	72	75" X 33 3/4" X 78"	208-230/ 11.9 / 3/4	9

# BOTTOM MOUNT REACH-INS

## ► Horizon Series Bottom Mount Refrigerators & Freezers

**AVA MODELS  
AVAILABLE**

(audio/visual alarms)

### TESTED & CERTIFIED TO AMBIENT CLASS OF 100°F

Horizon Series Bottom Mount Refrigerators, Freezers and Dual Temps  
**FEATURES:**

**Cabinet Finish** *Stainless steel interior and exterior.*

#### Heavy Duty Construction

*Foamed-In-Place CFC and HCFC-free Polyurethane Insulation.*

#### Full Electronic Control with One-Touch Defrost

*(Excludes RI Series)*

#### One Piece Grille

#### LED Lighting Standard

#### Spring-Loaded Hinges with 120° Stay-Open Door Feature

#### Anti-Microbial Door Handles

#### Door Locks Standard

*(Excludes RI 8 Models, Optional on Glass Door Models)*

#### Snap-In Door Gaskets

*Easy to remove for cleaning or replacement without service agency.*

#### 3 Shelves Per Section Standard

**6" Heavy Duty Casters Standard** *(3" Casters or 6" Legs Optional) 3" caster or 6" leg option available at no charge when specified on order (in lieu of 6" casters).*

#### Refrigeration System

*Bottom mount, environmentally friendly refrigeration system (R134a – refrigerators, R404A – freezers). Refrigerators maintain product temperatures of 36°-38° F. Freezers maintain product temperatures to -10°.*

#### Expansion Valve Technology, Automatic Defrost

*(Freezer Models)*

#### Agency Certifications



Products that have earned the ENERGY STAR® are designed to protect the environment through superior energy efficiency. For a complete list of qualified models, visit [www.energystar.gov/cfs](http://www.energystar.gov/cfs). Click on Commercial Refrigerators & Freezers on the right-hand side of the page.

### RI & RID REFRIGERATOR - SPECIFICATIONS

	MODELS	LIST PRICE	TYPE OF UNIT	CRATED WEIGHT	CUBIC FEET	EXT. DIMENSIONS – W x D x H	VOLTS / AMPS / HP	SHELVES
<b>RI SOLID DOORS</b>	RI18-S	\$6,125	Refrigerator	339	18	27 1/4" X 29" X 69 1/4"	115 / 5.9 / 1/4	4
	RI18-HS	\$6,138	Refrigerator	339	18	27 1/4" X 29" X 69 1/4"	116 / 5.9 / 1/4	4
<b>RI GLASS DOORS</b>	RI18-G	\$7,300	Refrigerator	339	18	27 1/4" X 29" X 69 1/4"	116 / 5.9 / 1/4	4
	RI18-HG	\$7,900	Refrigerator	339	18	27 1/4" X 29" X 69 1/4"	117 / 5.9 / 1/4	4
	RI18-HGS	\$6,532	Refrigerator	339	18	27 1/4" X 29" X 69 1/4"	118 / 5.9 / 1/4	4
<b>RID SOLID DOORS</b>	RID18-S	\$11,200	Pass-Thru	339	18	27 1/4" X 29" X 69 1/4"	120 / 5.9 / 1/4	4
	RID18-HS	\$11,500	Pass-Thru	339	18	27 1/4" X 29" X 69 1/4"	121 / 5.9 / 1/4	4
<b>RID GLASS DOORS</b>	RID18-G	\$11,750	Pass-Thru	339	18	27 1/4" X 29" X 69 1/4"	121 / 5.9 / 1/4	4
	RID18-HG	\$11,950	Pass-Thru	339	18	27 1/4" X 29" X 69 1/4"	122 / 5.9 / 1/4	4
	RID18-HGS	\$11,523	Pass-Thru	339	18	27 1/4" X 29" X 69 1/4"	123 / 5.9 / 1/4	4

*For total height add 3" for casters. For total depth add 1 3/4" for handle (KR Series). For total height and 3" for casters. For total depth add 2" for handle (RI Series).*

### HBRF BOTTOM MOUNT DUAL TEMP REACH-INS - SPECIFICATIONS

	MODELS	LIST PRICE	TYPE OF UNIT	CRATED WEIGHT	CUBIC FEET	EXT. DIMENSIONS – W x D x H	REFRIGERATOR VOLTS / AMPS / HP	FREEZER VOLTS / AMPS / HP	SHELVES
<b>DUAL TEMP SOLID DOORS</b>	HBRF49-1	\$16,531	Ref/Freezer	530	49	52" x 33 3/4" x 78"	115 / 5.8 / 1/3	115 / 10.9 / 1/2	6
	HBRF72-1	\$19,286	Ref/Freezer	715	72	75" x 33 3/4" x 78"	115 / 8.8 / 1/3	115 / 10.9 / 1/2	9
<b>DUAL TEMP GLASS DOORS</b>	HBRF49-1-G	\$18,300	Ref/Freezer	530	49	52" x 33 3/4" x 78"	115 / 5.8 / 1/3	115 / 10.9 / 1/2	6
	HBRF72-1-G	\$23,500	Ref/Freezer	715	72	75" x 33 3/4" x 78"	115 / 8.8 / 1/3	115 / 10.9 / 1/2	9

*HBRF72: 1 door freezer, 2 door refrigerator. Amps and HP vary with different combinations.*

## AVAILABLE ACCESSORIES:

► Adjustable Drawer Kit

**ADD -WINE TO  
MODEL NUMBER**  
(+250 List)



YOUR COMPLETE REFRIGERATION SOURCE


### HORIZON BOTTOM MOUNT REFRIGERATORS - SPECIFICATIONS

	MODELS	LIST PRICE	TYPE OF UNIT	CRATED WEIGHT	CUBIC FEET	EXT. DIMENSIONS - W x D x H	VOLTS / AMPS / HP	SHELVES
<b>SOLID DOORS</b>	HBR12-1-S	\$5,775	Refrigerator	230	12	24" X 24" X 78"	115 / 5.0 / 1/5	3
	HBR23-1-S	\$6,630	Refrigerator	446	23	27 1/4" X 33 3/4" X 78"	115 / 5.8 / 1/3	3
	HBR27-1-S	\$6,900	Refrigerator	446	27	30" X 33 3/4" X 78"	115 / 5.8 / 1/3	3
	HBR44-1-S	\$8,140	Refrigerator	515	44	47" X 33 3/4" X 78"	115 / 8.8 / 1/3	6
	HBR49-1-S	\$8,830	Refrigerator	564	49	52" X 33 3/4" X 78"	115 / 8.8 / 1/3	6
	HBR72-1-S	\$11,915	Refrigerator	758	72	75" X 33 3/4" X 78"	115 / 9.9 / 1/2	9
<b>HALF SOLID DOORS</b>	HBR23-1-HS	\$7,365	Refrigerator	446	23	27 1/4" x 33 3/4" x 78"	115 / 5.8 / 1/3	3
	HBR27-1-HS	\$7,600	Refrigerator	446	27	30" x 33 3/4" x 78"	115 / 5.8 / 1/3	3
	HBR44-1-HS	\$8,900	Refrigerator	515	44	47" X 33 3/4" X 78"	115 / 5.8 / 1/3	6
	HBR49-1-HS	\$9,960	Refrigerator	564	49	52" X 33 3/4" X 78"	115 / 8.8 / 1/3	6
	HBR72-1-HS	\$13,490	Refrigerator	758	72	75" X 33 3/4" X 78"	115 / 9.9 / 1/2	9
<b>GLASS DOORS</b>	HBR12-1-G	\$6,850	Refrigerator	230	12	24" X 24" X 78"	115 / 5.0 / 1/5	3
	HBR23-1-G	\$7,580	Refrigerator	446	23	27 1/4" X 33 3/4" X 78"	115 / 5.8 / 1/3	3
	HBR27-1-G	\$7,790	Refrigerator	446	27	30" X 33 3/4" X 78"	115 / 5.8 / 1/3	3
	HBR44-1-G	\$10,200	Refrigerator	515	44	47" X 33 3/4" X 78"	115 / 8.8 / 1/3	6
	HBR49-1-G	\$10,425	Refrigerator	564	49	52" X 33 3/4" X 78"	115 / 8.8 / 1/3	6
	HBR72-1-G	\$14,320	Refrigerator	758	72	75" X 33 3/4" X 78"	115 / 9.9 / 1/2	9
<b>HALF GLASS DOORS</b>	HBR23-1-HG	\$7,995	Refrigerator	446	23	27 1/4" x 33 3/4" x 78"	115 / 5.8 / 1/3	3
	HBR27-1-HG	\$8,150	Refrigerator	446	27	30" x 33 3/4" x 78"	115 / 5.8 / 1/3	3
	HBR44-1-HG	\$11,000	Refrigerator	515	44	47" X 33 3/4" X 78"	115 / 5.8 / 1/3	6
	HBR49-1-HG	\$11,145	Refrigerator	564	49	52" X 33 3/4" X 78"	115 / 8.8 / 1/3	6
	HBR72-1-HG	\$15,650	Refrigerator	758	72	75" X 33 3/4" X 78"	115 / 9.9 / 1/2	9

### HORIZON BOTTOM MOUNT FREEZERS - SPECIFICATIONS

	MODELS	LIST PRICE	TYPE OF UNIT	CRATED WEIGHT	CUBIC FEET	EXT. DIMENSIONS - W x D x H	VOLTS / AMPS / HP	SHELVES
<b>SOLID DOORS</b>	HBF12-1-S	\$6,090	Freezer	230	12	24" X 24" X 78"	115 / 8.6 / 1/3	3
	HBF23-1-S	\$8,290	Freezer	446	23	27 1/4" X 33 3/4" X 78"	115 / 10.9 / 1/2	3
	HBF27-1-S	\$8,800	Freezer	446	27	30" X 33 3/4" X 78"	115 / 13.8 / 3/4	3
	HBF44-1-S	\$11,000	Freezer	515	44	47" X 33 3/4" X 78"	115 / 11.9 / 3/4	6
	HBF49-1-S	\$11,700	Freezer	564	49	52" X 33 3/4" X 78"	115 / 13.8 / 3/4	6
	HBF72-1-S	\$15,290	Freezer	758	72	75" X 33 3/4" X 78"	115 / 13.8 / 3/4	9
<b>HALF SOLID DOORS</b>	HBF23-1-HS	\$8,750	Freezer	446	23	27 1/4" x 33 3/4" x 78"	115 / 10.9 / 1/2	3
	HBF27-1-HS	\$9,300	Freezer	446	27	30" x 33 3/4" x 78"	115 / 13.8 / 3/4	3
	HBF44-1-HS	\$11,875	Freezer	515	44	47" X 33 3/4" X 78"	115 / 11.9 / 3/4	6
	HBF49-1-HS	\$12,330	Freezer	564	49	52" X 33 3/4" X 78"	115 / 13.8 / 3/4	6
	HBF72-1-HS	\$15,950	Freezer	758	72	75" X 33 3/4" X 78"	115 / 13.8 / 3/4	9
<b>GLASS DOORS</b>	HBF12-1-G	\$7,800	Freezer	230	12	24" X 24" X 78"	115 / 8.6 / 1/3	3
	HBF23-1-G	\$11,233	Freezer	446	23	27 1/4" X 33 3/4" X 78"	115 / 10.9 / 1/2	3
	HBF27-1-G	\$11,400	Freezer	446	27	30" X 33 3/4" X 78"	115 / 13.8 / 3/4	3
	HBF44-1-G	\$12,400	Freezer	515	44	47" X 33 3/4" X 78"	115 / 11.9 / 3/4	6
	HBF49-1-G	\$15,885	Freezer	564	49	52" X 33 3/4" X 78"	115 / 13.8 / 3/4	6
	HBF72-5-G	\$24,775	Freezer	758	72	75" X 33 3/4" X 78"	208-230 / 11.9 / 3/4	9
<b>HALF GLASS DOORS</b>	HBF23-1-HG	\$11,650	Freezer	446	23	27 1/4" x 33 3/4" x 78"	115 / 10.9 / 1/2	3
	HBF27-1-HG	\$11,850	Freezer	446	27	30" x 33 3/4" x 78"	115 / 13.8 / 3/4	3
	HBF44-1-HG	\$12,650	Freezer	515	44	47" X 33 3/4" X 78"	115 / 11.9 / 3/4	6
	HBF49-1-HG	\$16,300	Freezer	564	49	52" X 33 3/4" X 78"	115 / 13.8 / 3/4	6
	HBF72-5-HG	\$25,350	Freezer	758	72	75" X 33 3/4" X 78"	208-230/ 11.9 / 3/4	9

# SPECIALTY REFRIGERATION



Products that have earned the ENERGY STAR® are designed to protect the environment through superior energy efficiency. For a complete list of qualified models, visit [www.energystar.gov/cfs](http://www.energystar.gov/cfs). Click on Commercial Refrigerators & Freezers on the right-hand side of the page.





IN THIS SECTION:

## SPECIALTY REFRIGERATION

Top Mount, Warming Cabinets

Top Mount, Dual Temperature Reach-Ins

Top Mount, Dual-Temperature Warming Cabinets

Horizontal Deep Well Freezer

Versa-Cool Portable Walk-In Cooler

## BLAST CHILLERS

Blast Chiller / Freezers



# SPECIALTY REFRIGERATION

- ▶ Top Mount, Warming Cabinet
- ▶ Top Mount, Dual Temperature Reach-In

## TESTED & CERTIFIED TO AMBIENT CLASS OF 100°F

### Top Mount, Warming Cabinet FEATURES:

#### Cabinet Finish

Stainless steel front, door and door liner. Aluminum exterior and interior.

#### Heavy Duty Construction

2" CFC and HCFC-free foamed-in-place polyurethane insulation.

#### Exterior Dial Thermometer

Adjustable thermometer designed to operate between 80°–180°F.

#### Cam-Lift Hinges with 90° Stay-Open Door Feature

#### Anti-Microbial Door Handles

#### 3 Epoxy Coated Wire Shelves Standard (Per Section)

#### Door Locks Standard

#### Snap-In Door Gaskets

Easy to remove for cleaning or replacement without service agency.

#### 6" Adjustable, Black Legs Standard

3" or 6" Casters available.

#### Heating System

750-Watt heating elements. 1500 Watts per compartment. Operates on 208-240/60/1 phase. Standard manually controlled humidity vents. 15 AMP breaker required for Single Door units. 20 AMP breaker required for Double Door units.

PH1-1S,  
PH1-1S-PT



PH2-1S,  
PH2-1S-PT



6" Adjustable, Black Legs are Standard



Products that have earned the ENERGY STAR® are designed to protect the environment through superior energy efficiency. For a complete list of qualified models, visit [www.energystar.gov/cfs](http://www.energystar.gov/cfs). Click on Commercial Refrigerators & Freezers on the right-hand side of the page.

## TOP MOUNT, WARMING CABINET - SPECIFICATIONS

	MODELS	LIST PRICE	CRATED WEIGHT	CUBIC FEET	EXT. DIMENSIONS – W x D x H	VOLTS	AMPS	WATTS (per section)	DOORS / SHELVES
REACH-IN SOLID	PH1-1S	\$9,300	310	21.5	26 1/2" x 34 1/2" x 78"	208-240 / 60 / 1	6.3	1500	1 / 3
	PH2-1S	\$13,000	540	46.5	52 1/8" x 36" x 78"	208-240 / 60 / 1	13	1500	2 / 6
REACH-IN HALF-SOLID	PH1-1HS	\$9,700	310	21.5	26 1/2" x 34 1/2" x 78"	208-240 / 60 / 1	6.3	1500	2 / 3
	PH2-1HS	\$13,800	540	46.5	52 1/8" x 36" x 78"	208-240 / 60 / 1	13	1500	4 / 6
PASS-THRU SOLID	PH1-1S-PT	\$10,500	355	23.7	26 1/2" x 34 1/2" x 78"	208-240 / 60 / 1	6.3	1500	2 / 3
	PH2-1S-PT	\$16,900	620	48	52 1/8" x 36" x 78"	208-240 / 60 / 1	13	1500	4 / 6
PASS-THRU HALF-SOLID	PH1-1HS-PT	\$11,500	355	23.7	26 1/2" X 34 1/2" X 78"	208-240 / 60 / 1	6.3	1500	4 / 3
	PH2-1HS-PT	\$17,400	620	48	52 1/8" X 36" X 78"	208-240 / 60 / 1	13	1500	8 / 6

For total height add 6" for legs.

## WHAT IS A DUAL TEMPERATURE?

Dual temperature reach-in models employ separate top mount evaporator housings in 2 & 3 section models. Freezer section in 2 & 3 section models is located in right section. Single section model includes top half refrigerator, bottom half freezer with evaporators mounted to ceiling. Non-electric condensate evaporation is provided at the exterior top of 2 & 3 section models. Heated condensate evaporation is provided at the bottom of single section cabinet.

### Top Mount, Dual Temperature Reach-Ins FEATURES:

#### Cabinet Finish

Stainless steel interior and exterior. Choose solid or half-solid doors.

#### Heavy-Duty Construction

2" CFC and HCFC-free foamed-in-place polyurethane insulation.

#### Exterior Digital Thermometer

Easily monitor internal cabinet temperature.

#### LED Lighting Standard

#### Cam-Lift Hinges with 120° Stay-Open Door Feature

#### Anti-Microbial Door Handles

#### Door Locks Standard (Solid Door Models Only)

#### Field Reversible Doors (Solid Door Models Only)

#### Snap-In Door Gaskets

Easy to remove for cleaning or replacement without service agency.

#### 6" Adjustable Legs Standard (3" or 6" Casters Optional)

3" or 6" caster option available at no charge when specified on order (in lieu of 6" legs).

#### Refrigeration System

Top mount, environmentally friendly refrigeration system. Refrigerators maintain product temperatures of 36°–38°F. Freezers maintain product temperatures at -10°F.

#### Environmentally Friendly Refrigerant

Refrigerators utilize R134a & Freezers utilize R404A refrigerant, which are CFC and HCFC-free for compliance with environmental safety standards.



#### Right and Left Hand Hinged models available

(Specify at time of order)

#### Agency Certifications



Products that have earned the ENERGY STAR® are designed to protect the environment through superior energy efficiency. For a complete list of qualified models, visit [www.energystar.gov/cfs](http://www.energystar.gov/cfs). Click on Commercial Refrigerators & Freezers on the right-hand side of the page.



PRF12-12-1HS-02



PRF24-24-1AS-02



PRF48-24-1AS-02

#### OPTIONAL SUFFIX LEGEND

SUFFIX	OPTION
-18	Left Hand Hinge Door(s)
Specify model + optional suffix when placing order. Available at no charge when specified on order.	

### TOP MOUNT, DUAL TEMPERATURE REACH-IN'S - SPECIFICATIONS

DOOR TYPE	MODELS	LIST PRICE	CRATED WEIGHT	CUBIC FEET	EXT. DIMENSIONS - W x D x H	VOLTS / AMPS / HP	SHELVES
SOLID	PRF24-241AS-02	\$19,486	701	23.1 / 23.1	52" x 33" x 78 1/2"	115 / 5.7-6.0 / 1/4-1/2	6
	PRF48-241AS-02	\$22,321	946	46.6 / 23.1	78" x 33" x 78 1/2"	115 / 9.4-10.6 / 1/3-1/2	9
HALF SOLID	PRF12-12-1HS-02	\$15,295	438	9.1 / 9.1	33" x 33" x 78 1/2"	115 / 4.5-7.5 / 1/4-1/3	4
	PRF24-24-1AHS-02	\$20,128	705	23.1 / 23.1	52" x 33" x 78 1/2"	115 / 5.7-6.0 / 1/4-1/2	6
	PRF48-24-1AHS-02	\$24,683	1020	46.6 / 23.1	66" x 33" x 78 1/2"	115 / 9.4-10.6 / 1/3-1/2	9

For total depth add 1 3/4" for door handle. For total height add 3" (casters only) or 6" (casters/legs.)

# BLAST CHILLERS

## ► Blast Chillers / Freezers

### TESTED & CERTIFIED TO AMBIENT CLASS OF 100°F

#### Blast Chillers / Freezers FEATURES:

##### Cabinet Finish

Monobody construction with internal finish constructed of AISI-304 and external finish of Scotch-Brite satinated AISI-304.

##### Heavy Duty Construction

Foamed-In-Place CFC and HCFC-free Polyurethane Insulation.

##### Self-Closing Doors

Doors with still position at 100° for ease of product loading.

##### 1" Adjustable Legs (BF Series Only)

Stainless steel legs can easily be adjusted to meet various height requirements.

##### Core Temperature Probe

Probe measures the product temperature when inserted into food.

##### Pan Supports

CF Mini Blast Chiller will accommodate 3 pans (13" x 21") - pans not included. BF Blast Chiller Freezer will accommodate 5 pans (13" x 21") - pans not included.

##### Refrigeration System

Uses R404A refrigerant, which is CFC and HCFC-free for compliance with environmental safety standards.

##### Agency Certifications

CE compliant.



CF031AF



BF051DF  
BF051AF



### BLAST CHILLERS/FREEZERS - SPECIFICATIONS

	MODELS	LIST PRICE	TYPE OF UNIT	CRATED WEIGHT	CUBIC FEET	EXT. DIMENSIONS - W x D x H	VOLTS / AMPS	PAN CAPACITY	CHILLING CYCLE	CHILLING CAPACITY
<b>CF MINI</b>	CF031AF	\$14,772	Chiller/Freezer	169	7.3	22.05" x 27.6" x 20.47"	115 / 9.9	3	194°F to 37°F in 90 mins.	17.6 lbs
									194°F to 0°F in 240 mins.	11 lbs
<b>BF SERIES</b>	BF051AF	\$24,213	Chiller/Freezer	329	13.9	31.10" x 27.56" x 33.46"	208-240 / 6.1	5	194°F to 37°F in 90 mins.	40 lbs
									194°F to 0°F in 240 mins.	26 lbs

208-230 Volt units are designed for field wiring.





### **WHAT IS BLAST CHILLING?**

Blast Chilling extracts the heat out of food, rapidly lowering the temperature. Department of Health guidelines require that all food temperatures be reduced from 150°F to 38°F degrees within a 90 minute period to keep food out of the "danger zone" of 145°F to 46°F, where bacteria multiplies fast.

### **WHAT IS THE BENEFIT OF BLAST FREEZING?**

Blast freezing rapidly lowers food temperatures from 150°F to 0°F vs. chilling temperatures above.

### **HOW DOES A BLAST CHILLER & FREEZER WORK?**

Powerful fans and refrigeration systems extract heat from the food at an optimum rate, cool, and redistribute, while maintaining food quality. Once the food is out of the "danger zone" and the chilling or freezing cycle is complete, the blast chiller/freezer switches into a hold mode to keep the food at the required temperatures of 38°F if chilled and 0°F if frozen.

### **WHY CAN'T I PUT WARM FOOD INTO A REFRIGERATOR?**

It reduces food quality and causes damage to the consistency and texture and allows time for bacteria to form and multiply. It also raises the entire refrigerator temperature that could bring other food products into the "danger zone"



YOUR COMPLETE REFRIGERATION SOURCE

## **Benefits of Blast Chilling**

### **Quality**

- ▶ Always serve fresh, top quality products
- ▶ Color, texture, and nutritional value are locked in
- ▶ The fast cooling process of blast chilling dramatically reduces bacteria reproduction, minimizing food spoilage
- ▶ Delicate foods like rice, pasta, fish, and fruit are protected
- ▶ Kitchen Efficiency – Saves Time & Money
- ▶ Allows advance food prep by preparing larger batches that can be refrigerated or frozen for later use
- ▶ Can enhance profits by increasing product capacity and reducing food waste
- ▶ Allows left over food from serving line to be quickly and safely chilled for later use
- ▶ Blast Chiller/Freezers can be used on raw or cooked food

### **Safety**

- ▶ Safety at HACCP Standards

### **What is Soft Chill?**

The Soft Chill cycle is ideal for the rapid, but gentle chilling of any dish (i.e., rice, pasta, fish, and fruit). This cycle brings the temperature of the food down while maintaining positive air temperatures of 37°F or above. This prevents ice crystals from forming that can damage the structure of delicate foods and allows for delicate foods to keep their brilliant colors.

### **What is Hard Chill?**

The Hard Chill cycle is ideal for chilling "standard products" such as cooked meat, lasagna, and individually portioned meals.

# SPECIALTY REFRIGERATION

- ▶ Blast Chillers, Horizontal Deep Well Cooler
- ▶ Versa-Cool™ Portable Walk-In Cooler

## OPTIONAL ACCESSORIES

- ▶ Remote Models
- ▶ Extra Wide door models for Combi oven carts
- ▶ Roll-Thru models
- ▶ External Ramps
- ▶ Printer is standard on all reach-in and roll-in models

**TESTED & CERTIFIED TO AMBIENT CLASS OF 100°F**

## Williams Blast Chillers

**Blastchill123.com.** Williams blast chillers are designed to reduce the temperature of 2" deep, uncovered food from 160 degrees to 38 degrees in approximately 90 minutes or less and are built to ISO 9001 Standards.

The cabinet front, sides, door and interior are constructed of polished stainless steel to maintain an attractive appearance after years of heavy use while the door is self-closing and has an easy to replace magnetic balloon gasket to prevent the cold air from escaping. A door heater is provided as standard to prevent condensation from forming on the cabinet front.

The unique 1-2-3 microprocessor control panel initiates blast cycles in three simple steps: 1. Select cycle type. 2. Select cycle time. 3. Start cycle. Models feature built-in alarms and can control the chilling process with the temperature probes or a digital timer, which can be programmed with two preset chilling times for specific food products.



### WILLIAMS BLAST CHILLERS - SPECIFICATIONS

MODELS	LIST PRICE	TYPE OF UNIT	CRATED WEIGHT	EXT. DIMENSIONS – W x D x H	VOLTS / AMPS	PAN CAPACITY	CHILLING CYCLE	CHILLING CAPACITY
WBC35	\$26,626	Worktop	275	28" x 32" x 35"	208-230 / 7.0	5	160°F to 38°F in 90 mins	35 lbs
WBC60	\$33,424	Worktop	362	57" x 34" x 33 1/2"	208-230 / 7.1	7	160°F to 38°F in 90 mins	60 lbs
WBC75	\$43,621	Reach-in	559	35 1/2" x 36" x 77 1/2"	208 / 15	12	160°F to 38°F in 90 mins	75 lbs
WBC75R	\$37,389	Reach-in Remote	447	35 1/2" x 36" x 77 1/2"	208 / 5.5	12	160°F to 38°F in 90 mins	75 lbs
WBC110	\$47,586	Reach-in	559	43 3/8" x 40 5/8" x 80"	208-230 / 8.6	12	160°F to 38°F in 90 mins	110 lbs
WBC110R	\$43,054	Reach-in Remote	530	43 3/8" x 40 5/8" x 80"	208-230 / 7.9	12	160°F to 38°F in 90 mins	110 lbs
WMBC175	\$61,182	Roll-in Single Trolley	1158	58" x 49 1/2" x 98 1/2"	208-230 / 16	1 roll-in cart	160°F to 38°F in 90 mins	175 lbs
WMBC175-POD	\$73,645	Roll-in Single Trolley	1125	58" x 49 1/2" x 98 1/2"	208-230 / 16	1 roll-in cart	160°F to 38°F in 90 mins	175 lbs
WMBC220	\$64,581	Roll-in Single Trolley	1158	58" x 49 1/2" x 98 1/2"	208-230 / 16	1 roll-in cart	160°F to 38°F in 90 mins	220 lbs
WMBC220-POD	\$76,478	Roll-in Single Trolley	1158	58" x 49 1/2" x 98 1/2"	208-230 / 16	1 roll-in cart	160°F to 38°F in 90 mins	220 lbs
WMBC220C-POD	\$81,856	Roll-in Single Trolley	1158	58" x 49 1/2" x 98 1/2"	208-230 / 16	1 roll-in cart	160°F to 38°F in 90 mins	220 lbs
WMBC350	\$68,547	Roll-in Single Trolley	1158	58" x 49 1/2" x 98 1/2"	208-230 / 16	1 roll-in cart	160°F to 38°F in 90 mins	350 lbs
WMBC350-POD	\$79,310	Roll-in Single Trolley	1158	58" x 49 1/2" x 98 1/2"	208-230 / 16	1 roll-in cart	160°F to 38°F in 90 mins	350 lbs
WMBC480	\$118,965	Roll-in Double Trolley	1158	58" x 92 3/4" x 98 1/2"	208-230 / 20	2 roll-in carts	160°F to 38°F in 90 mins	480 lbs
WMBC480-POD	\$124,630	Roll-in Double Trolley	1158	58" x 92 3/4" x 98 1/2"	208-230 / 20	2 roll-in carts	160°F to 38°F in 90 mins	480 lbs
WMBC660	\$123,497	Roll-in Double Trolley	1158	58" x 92 3/4" x 98 1/2"	208-230 / 20	2 roll-in carts	160°F to 38°F in 90 mins	660 lbs
WMBC660-POD	\$130,295	Roll-in Double Trolley	1158	58" x 92 3/4" x 98 1/2"	208-230 / 20	2 roll-in carts	160°F to 38°F in 90 mins	660 lbs

## Horizontal Deep Well Freezer FEATURES:

### Cabinet Finish

Stainless steel exterior, All stainless steel interior with radius corners is easy to keep clean and meets NSF Standard 7.

### Heavy Duty Construction

Foamed-in place CFC & HCFC-free polyurethane insulation.

### Stainless steel top with two lift up lids

### Refrigeration System

Balanced, forced-air refrigeration system provides rapid chilling of product. 23" depth models feature lift-out refrigeration system.

### Environmentally Friendly R404a Refrigerant

Refrigeration System uses R404a refrigerant, which is CFC and HCFC-free for compliance with environmental safety. Forced-air refrigeration system. Operating temperature is -10°F.

### 6" Casters standard



YOUR COMPLETE REFRIGERATION SOURCE

MF48



## HORIZONTAL DEEP WELL FREEZER - SPECIFICATIONS

MODELS	LIST PRICE	CRATED WEIGHT	CUBIC FEET	EXT. DIMENSIONS - W x D x H	VOLTS / AMPS / HP	LIDS
MF48	\$8,500	302	8.8	48" x 26" x 58"	115 / 7.5 / 1/2	2

## VERSA-COOL™ PORTABLE WALK-IN COOLER FEATURES:

### Insulated R-39 Bag

Maintains temperature of 36°F-38°F.

### 1,000 LB. Diamond Tread Non-Slip Floor Standard

### 4" Casters Standard

## VERSA-COOL™ PORTABLE WALK-IN COOLER - SPECIFICATIONS

MODELS	LIST PRICE	CRATED WEIGHT	CUBIC FEET	EXT. DIMENSIONS - W x D x H	VOLTS / AMPS / HP
VCPW-1	\$13,132	469	105	48" X 72" X 79"	115 / 12 / 1/2

### Sets up in 10 minutes

Fits in the back of a pickup truck.

### Refrigeration System Standard

Refrigeration system uses R134a refrigerant which is CFC & HCFC-free for compliance with environmental safety.



1

Unload Cooler, set on level ground.



2

Unfold floor extension and vertical poles in ceiling, remove the patent R-39 insulated bag and unfold.



3

Cover R-39 insulated bag and extend vertical support poles until they lock in place.



4

Seal insulated bag around refrigeration system discharge outlet



5

Plug the unit in



DESIGN & UTILITY PATENTS  
PENDING





70th Anniversary  
**BEVERAGE-AIR**  
MADE IN AMERICA SINCE 1944



## Elite Series Prep Tables (SPE Series)

Certified to Ambient Class of 100°F

**elite**series  
Prep Tables

Reversible cutting board

Ergonomic handles

Heavy duty construction

Doors: 120° stay open feature, field-reversible

2 shelves per door standard

**Unmatched  
Performance**

Maintains Temperature with  
Lids Open Consistently  
in a Hot Kitchen



Insulated covers

Heavy duty pan liner for optimum pan  
temperatures, 36-38°F

Locking divider bars

Anti-sagging door hinges

Snap-in door gaskets

Enhanced Refrigeration System

(Allows cover to stay open 24 hours)

**Most complete line of sandwich prep tables in the industry:** standard top prep table, mega top prep tables, cutting top prep tables, dual-sided prep tables, condiment stations, see-thru lid prep tables, mega top models with drawers, see-thru lid sandwich prep tables. All models available with doors, drawers or a combination of both.

Available options: crumb catchers, overshef kits, lift-off covers, bottle holders, shelf organizers, ADA models, custom overshef and foot pedal door opener

## Dare to Compare!



Scan Here  
for Additional  
Information  
on This  
Product



3 Year Parts/Labor  
Warranty & Additional  
2 Year Compressor  
Warranty





IN THIS SECTION:

## ELITE SERIES SANDWICH PREP TABLES

Standard Top, Standard Top With Drawers

Mega Top, Mega Top With Drawers

Cutting Top, Cutting Top With Drawers

Condiment Stations

See-Thru Lid Sandwich Prep Tables

Dual-Sided Sandwich Prep Tables

## DELI / PIZZA PREP TABLES

Pizza Prep Tables

Pizza Prep Tables w/Drawers



# FOOD PREP TABLES

► Elite Series Sandwich Prep, Standard Top

**TESTED & CERTIFIED TO AMBIENT CLASS OF 100°F**

## The Elite Series FEATURES:

### Cabinet Finish

*Stainless steel front, sides, top, door(s) and grille.*

### Enhanced Refrigeration System

*Maintains pan temperatures with lids open for longer periods.*

### 1/2" Thick, 10" Deep Reversible Cutting Boards

*Easily removed for cleaning or reversible for additional use.*

### 120° Stay-Open Door Feature

### Field Reversible Doors

### 2 Epoxy Coated Shelves Per Door Section Standard

*Includes 1 large shelf, 1 small shelf.*

### Snap-In Door Gaskets

*Easy to remove for cleaning or replacement without service agency.*

### Cartridge Style Hinges

*Eliminates door sagging.*

### Heavy Duty Pan Liner

*Aluminum pan liner is easy to clean and prevents spills from falling into cabinet.*

### Locking Divider Bars

*Notched divider bars secure pans into place to eliminate product spillage.*

### Food Service Pans

*Accommodates up to 6" deep food service pans - 4" deep 1/6 size polycarbonate pans are included (excludes -A models).*

### Heavy Duty Insulated Covers

*Insulated stainless steel covers protect products and eliminates sweating when closed.*

### 6" Heavy Duty Casters Standard (3" Casters or 6" Legs Optional)

*3" caster (ADA Compliant) or 6" leg option available at no charge when specified on order (in lieu of 6" casters).*

### Enhanced Airflow Maintains Product Temperatures Between 36°– 38°F

### Environmentally Friendly R134a Refrigerant

*CFC and HCFC-free for compliance with environmental safety standards.*

### Door and Drawer Models Available

### Agency Certifications



Products that have earned the ENERGY STAR® are designed to protect the environment through superior energy efficiency. For a complete list of qualified models, visit [www.energystar.gov/cfs](http://www.energystar.gov/cfs). Click on Commercial Refrigerators & Freezers on the right-hand side of the page.



With optional Crumb Catcher



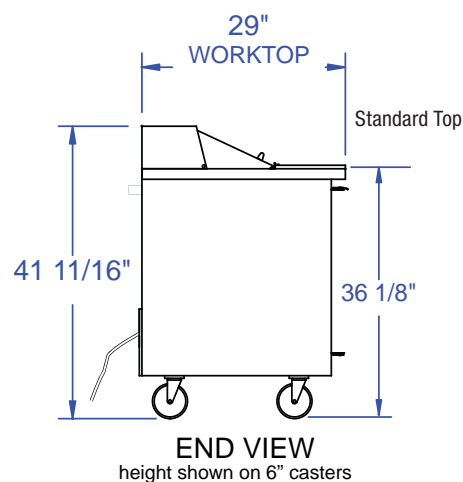
SPE27



SPE72-18



SPE60-16



## AVAILABLE ACCESSORIES:

- ▶ Night Covers
- ▶ 12" Crossbar
- ▶ Side/Front Crumb Catchers
- ▶ Overshelf Kits
- ▶ Foot Pedal Door Opener
- ▶ Richlite & Composite Cutting Boards
- ▶ Dressing Holder
- ▶ Shelf Dividers
- ▶ Solid/Tubular Tray Slides



YOUR COMPLETE REFRIGERATION SOURCE

## STANDARD TOP TABLES - SPECIFICATIONS

	MODELS	LIST PRICE	CRATED WEIGHT	CUBIC FEET	EXT. DIMENSIONS W x D x H	VOLTS / AMPS / HP	DOORS/ SHELVES	STANDARD PANS 4" DEEP
<b>27"</b>	SPE27	\$4,340	202	7.3	27" x 29 1/4" x 41 11/16"	115 / 4.0 / 1/6	1 / 2	6 1/6 size, 2 1/9 size
	SPE27-B	\$4,340	202	7.3	27" x 29 1/4" x 41 11/16"	115 / 4.0 / 1/6	1 / 2	8 1/6 size
<b>36"</b>	SPE36-08	\$5,850	250	10.2	36" x 29 1/4" x 41 11/16"	115 / 5.0 / 1/4	2 / 2	8 1/6 size
	SPE36-10	\$6,050	255	10.2	36" x 29 1/4" x 41 11/16"	115 / 5.0 / 1/4	2 / 2	10 1/6 size
<b>48"</b>	SPE48-08	\$6,045	297	13.9	48" x 29 1/4" x 41 11/16"	115 / 5.0 / 1/4	2 / 4	8 1/6 size
	SPE48-10	\$6,445	299	13.9	48" x 29 1/4" x 41 11/16"	115 / 5.0 / 1/4	2 / 4	10 1/6 size
	SPE48-12	\$6,675	309	13.9	48" x 29 1/4" x 41 11/16"	115 / 5.0 / 1/4	2 / 4	12 1/6 size
<b>60"</b>	SPE60-08	\$6,925	357	17.1	60" x 29 1/4" x 41 11/16"	115 / 9.6 / 1/3	2 / 4	8 1/6 size
	SPE60-10	\$6,990	363	17.1	60" x 29 1/4" x 41 11/16"	115 / 9.6 / 1/3	2 / 4	10 1/6 size
	SPE60-12	\$7,040	367	17.1	60" x 29 1/4" x 41 11/16"	115 / 9.6 / 1/3	2 / 4	12 1/6 size
	SPE60-16	\$7,085	383	17.1	60" x 29 1/4" x 41 11/16"	115 / 9.6 / 1/3	2 / 4	16 1/6 size
<b>72"</b>	SPE72-08	\$8,000	395	21.5	72" x 29 1/4" x 41 11/16"	115 / 9.6 / 1/3	3 / 6	8 1/6 size
	SPE72-10	\$8,075	430	21.5	72" x 29 1/4" x 41 11/16"	115 / 9.6 / 1/3	3 / 6	10 1/6 size
	SPE72-12	\$8,160	406	21.5	72" x 29 1/4" x 41 11/16"	115 / 9.6 / 1/3	3 / 6	12 1/6 size
	SPE72-18	\$8,375	406	21.5	72" x 29 1/4" x 41 11/16"	115 / 9.6 / 1/3	3 / 6	18 1/6 size

For total depth add 2" for bumper. Height includes 6" legs or casters. ADA compliant models feature 3" casters and reduces height to 38 11/16".

## CONDIMENT STATIONS - SPECIFICATIONS

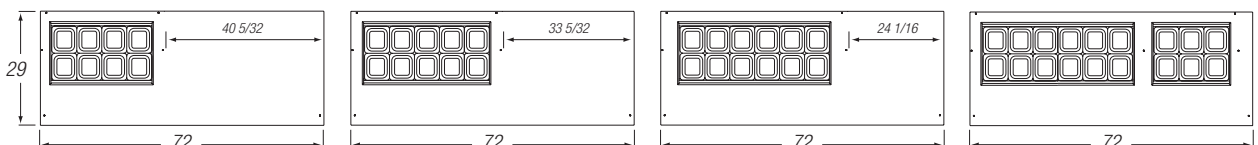
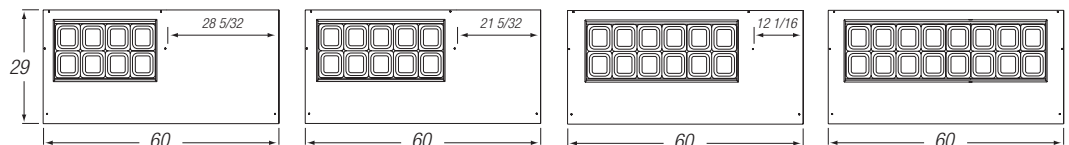
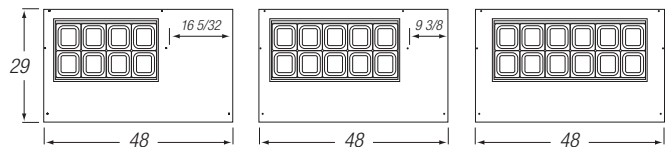
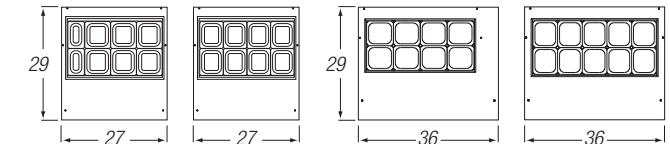
	MODELS	LIST PRICE	CRATED WEIGHT	CUBIC FEET	EXT. DIMENSIONS W x D x H	VOLTS / AMPS / HP	DOORS/ SHELVES	STANDARD PANS 4" DEEP
<b>27"</b>	SPE27-SNZ	\$6,951	202	7.3	27" x 29 1/4" x 52 3/4"	115 / 4.0 / 1/6	1 / 2	8 1/6 size
<b>48"</b>	SPE48-12-SNZ	\$9,840	309	13.9	48" x 29 1/4" x 52 3/4"	115 / 5.0 / 1/4	2 / 4	12 1/6 size

6" Caster standard. Height includes sneeze guard.

## OPTIONAL SUFFIX LEGEND

SUFFIX	OPTION
<b>-09</b>	Door Locks
<b>-23</b>	3" Casters
<b>-24</b>	Left Hand Hinge Door(s)
<b>-27</b>	All Doors Hinged Right
<b>-29</b>	S/S Back
<b>-32</b>	Door Thermometer
<b>-FLT</b>	Flat Hinged Lid

Specify model + optional suffix when placing order.  
See Accessories Section for pricing.



# FOOD PREP TABLES

► Elite Series Sandwich Prep, Standard Top w/ Drawers

**FLAT HINGED LID  
MODELS AVAILABLE**

add FLT to model #

## TESTED & CERTIFIED TO AMBIENT CLASS OF 100°F

### The Elite Series FEATURES:

#### Cabinet Finish

Stainless steel front, sides, top, door(s) and grille. Cabinet back and bottom constructed of galvanized steel.

#### Drawer Pan Supports

Heavy duty pan supports provided hold pans in place. Top drawers accommodate 4" deep pans. Bottom drawers accommodate 6" deep pans - food service pans not included.

#### Enhanced Refrigeration System

Maintains pan temperatures with lids open for longer periods.

#### 1/2" Thick, 10" Deep Reversible Cutting Boards

Easily removed for cleaning or reversible for additional use.

#### 120° Stay-Open Door Feature

#### Field Reversible Doors

#### 2 Epoxy Coated Shelves Per Door Section Standard

(Models With Doors) Includes 1 large shelf, 1 small shelf.

#### Snap-In Door and Drawer Gaskets

Easy to remove for cleaning or replacement without service agency.

#### Cartridge Style Hinges Eliminates door sagging.

#### Heavy Duty Pan Liner

Aluminum pan liner is easy to clean and prevents spills from falling into cabinet.

#### Locking Divider Bars

Notched divider bars secure pans into place to eliminate product spillage.

#### Food Service Pans

Accommodates up to 6" deep food service pans - 4" deep 1/6 size polycarbonate pans are included (excludes -A models).

#### Heavy Duty Insulated Covers

Insulated stainless steel covers protect products and eliminates sweating when closed.

#### 6" Heavy Duty Casters Standard (3" Casters or 6" Legs Optional) 3" caster

(ADA Compliant) or 6" leg option available at no charge when specified on order (in lieu of 6" casters).

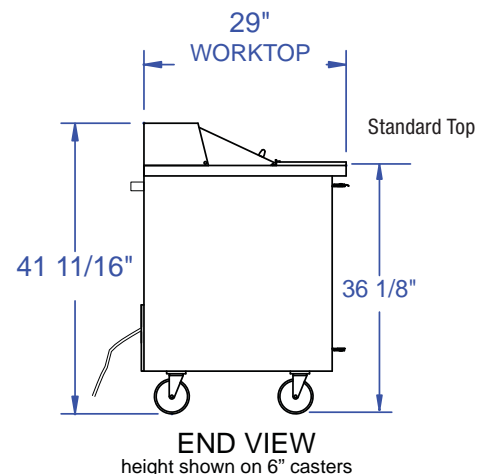
#### Enhanced Airflow Maintains Product Temperatures Between 36°– 38°F

#### Environmentally Friendly R134a Refrigerant

CFC and HCFC-free for compliance with environmental safety standards.

#### Door and Drawer Models Available

#### Agency Certifications



Products that have earned the ENERGY STAR® are designed to protect the environment through superior energy efficiency. For a complete list of qualified models, visit [www.energystar.gov/cfs](http://www.energystar.gov/cfs). Click on Commercial Refrigerators & Freezers on the right-hand side of the page.

## OPTIONAL SUFFIX LEGEND

SUFFIX	OPTION
-09	Door Locks
-23	3" Casters
-24	Left Hand Hinge Door(s)
-27	All Doors Hinged Right
-29	S/S Back
-32	Door Thermometer

Specify model + optional suffix when placing order.  
See Accessories Section for pricing.



## AVAILABLE ACCESSORIES:

- ▶ Night Covers
- ▶ 12" Crossbar
- ▶ Side/Front Crumb Catchers
- ▶ Overshelf Kits
- ▶ Foot Pedal Door Opener
- ▶ Richlite & Composite Cutting Boards
- ▶ Dressing Holder
- ▶ Shelf Dividers
- ▶ Solid/Tubular Tray Slides
- ▶ -FLT- Flat Hinged Lid



YOUR COMPLETE REFRIGERATION SOURCE

## STANDARD TOP TABLES WITH DRAWERS - SPECIFICATIONS

	MODELS	LIST PRICE	CRATED WEIGHT	CUBIC FEET	EXT. DIMENSIONS W x D x H	VOLTS / AMPS / HP	DOORS/ DRAWERS	STANDARD PANS 4" DEEP
<b>27"</b>	SPED27	\$6,185	227	7.3	27" x 29 1/4" x 41 11/16"	115 / 4.0 / 1/6	- / 2	6 1/6 size, 2 1/9 size
	SPED27-B	\$6,185	227	7.3	27" x 29 1/4" x 41 11/16"	115 / 4.0 / 1/6	- / 2	8 1/6 size
<b>36"</b>	SPED36-08	\$8,244	250	10.2	36" x 29 1/4" x 41 11/16"	115 / 5.0 / 1/4	- / 2	8 1/6 size
	SPED36-10	\$8,412	255	10.2	36" x 29 1/4" x 41 11/16"	115 / 5.0 / 1/4	- / 2	10 1/6 size
<b>48"</b>	SPED48-08-2	\$7,995	275	13.9	48" x 29 1/4" x 41 11/16"	115 / 5.0 / 1/4	1 / 2	8 1/6 size
	SPED48-08-4	\$9,893	275	13.9	48" x 29 1/4" x 41 11/16"	115 / 5.0 / 1/4	- / 4	8 1/6 size
	SPED48-10-2	\$8,307	290	13.9	48" x 29 1/4" x 41 11/16"	115 / 5.0 / 1/4	1 / 2	10 1/6 size
	SPED48-10-4	\$10,283	290	13.9	48" x 29 1/4" x 41 11/16"	115 / 5.0 / 1/4	- / 4	10 1/6 size
	SPED48-12-2	\$8,535	331	13.9	48" x 29 1/4" x 41 11/16"	115 / 5.0 / 1/4	1 / 2	12 1/6 size
	SPED48-12-4	\$10,385	300	13.9	48" x 29 1/4" x 41 11/16"	115 / 5.0 / 1/4	- / 4	12 1/6 size
<b>60"</b>	SPED60-08-2	\$8,810	350	17.1	60" x 29 1/4" x 41 11/16"	115 / 9.6 / 1/3	1 / 2	8 1/6 size
	SPED60-08-4	\$10,787	360	17.1	60" x 29 1/4" x 41 11/16"	115 / 9.6 / 1/3	- / 4	8 1/6 size
	SPED60-10-2	\$8,783	350	17.1	60" x 29 1/4" x 41 11/16"	115 / 9.6 / 1/3	1 / 2	10 1/6 size
	SPED60-10-4	\$10,738	360	17.1	60" x 29 1/4" x 41 11/16"	115 / 9.6 / 1/3	- / 4	10 1/6 size
	SPED60-12-2	\$8,935	350	17.1	60" x 29 1/4" x 41 11/16"	115 / 9.6 / 1/3	1 / 2	12 1/6 size
	SPED60-12-4	\$10,808	360	17.1	60" x 29 1/4" x 41 11/16"	115 / 9.6 / 1/3	- / 4	12 1/6 size
	SPED60-16-2	\$8,975	329	17.1	60" x 29 1/4" x 41 11/16"	115 / 9.6 / 1/3	1 / 2	16 1/6 size
	SPED60-16-4	\$10,850	360	17.1	60" x 29 1/4" x 41 11/16"	115 / 9.6 / 1/3	- / 4	16 1/6 size
<b>72"</b>	SPED72-08-2	\$9,985	425	21.5	72" x 29 1/4" x 41 11/16"	115 / 9.6 / 1/3	2 / 2	8 1/6 size
	SPED72-08-4	\$11,863	425	21.5	72" x 29 1/4" x 41 11/16"	115 / 9.6 / 1/3	1 / 4	8 1/6 size
	SPED72-08-6	\$13,835	425	21.5	72" x 29 1/4" x 41 11/16"	115 / 9.6 / 1/3	- / 6	8 1/6 size
	SPED72-10-2	\$9,951	425	21.5	72" x 29 1/4" x 41 11/16"	115 / 9.6 / 1/3	2 / 2	10 1/6 size
	SPED72-10-4	\$11,928	425	21.5	72" x 29 1/4" x 41 11/16"	115 / 9.6 / 1/3	1 / 4	10 1/6 size
	SPED72-10-6	\$13,905	425	21.5	72" x 29 1/4" x 41 11/16"	115 / 9.6 / 1/3	- / 6	10 1/6 size
	SPED72-12-2	\$10,125	455	21.5	72" x 29 1/4" x 41 11/16"	115 / 9.6 / 1/3	2 / 2	12 1/6 size
	SPED72-12-4	\$11,987	465	21.5	72" x 29 1/4" x 41 11/16"	115 / 9.6 / 1/3	1 / 4	12 1/6 size
	SPED72-12-6	\$13,979	475	21.5	72" x 29 1/4" x 41 11/16"	115 / 9.6 / 1/3	- / 6	12 1/6 size
	SPED72-18-2	\$10,470	442	21.5	72" x 29 1/4" x 41 11/16"	115 / 9.6 / 1/3	2 / 2	18 1/6 size
	SPED72-18-4	\$12,345	442	21.5	72" x 29 1/4" x 41 11/16"	115 / 9.6 / 1/3	1 / 4	18 1/6 size
	SPED72-18-6	\$14,327	505	21.5	72" x 29 1/4" x 41 11/16"	115 / 9.6 / 1/3	- / 6	18 1/6 size

For total depth add 2" for bumper. Height includes 6" legs or casters. ♿ ADA compliant models feature 3" casters and reduces height to 38 11/16".

## DRAWER SUPPORT CAPACITY

MODELS	# OF PAN SUPPORTS <i>(supplied)</i>	POSSIBLE PAN COMBINATION		POSSIBLE PAN COMBINATION	
SPED27 & SPED60	2	1 full	2 1/2 size	6 1/6 size	3 1/3 size
SPED36	3	1 full		1 1/3 size	
SPED48 & SPED72	1	1 1/2 size, 2 1/6 size		1 1/2 size, 1 1/3 size	

*Pan supports included. Food service pans not included.*

# FOOD PREP TABLES

► Elite Series Sandwich Prep, Mega Top

**TESTED & CERTIFIED TO AMBIENT CLASS OF 100°F**

## The Elite Series FEATURES:

**50% Greater Pan Capacity Than Standard Prep Tables**  
*Mega Top units feature a 3rd row of pans for additional product storage.*

### Cabinet Finish

*Stainless steel front, sides, top, door(s) and grille. Cabinet back and bottom constructed of galvanized steel.*

### Enhanced Refrigeration System

*Maintains pan temperatures with lids open for longer periods.*

### 1/2" Thick, 10" Deep Reversible Cutting Boards

*Easily removed for cleaning or reversible for additional use.*

### 120° Stay-Open Door Feature

### Field Reversible Doors

### 2 Epoxy Coated Shelves Per Door Section Standard

*Includes 1 large shelf, 1 small shelf.*

### Snap-In Door Gaskets

*Easy to remove for cleaning or replacement without service agency.*

### Cartridge Style Hinges

*Eliminates door sagging.*

### Heavy Duty Pan Liner

*Aluminum pan liner is easy to clean and prevents spills from falling into cabinet.*

### Locking Divider Bars

*Notched divider bars secure pans into place to eliminate product spillage.*

### Food Service Pans

*Accommodates up to 6" deep food service pans - 4" deep 1/6 size polycarbonate pans are included (excludes -A models).*

### Heavy Duty Insulated Covers

*Insulated stainless steel covers protect products and eliminates sweating when closed.*

### 6" Heavy Duty Casters Standard (3" Casters or 6" Legs Optional)

*3" caster (ADA Compliant) or 6" leg option available at no charge when specified on order (in lieu of 6" casters).*

### Enhanced Airflow Maintains Product Temperatures Between 36°– 38°F

### Environmentally Friendly R134a Refrigerant

*CFC and HCFC-free for compliance with environmental safety standards.*

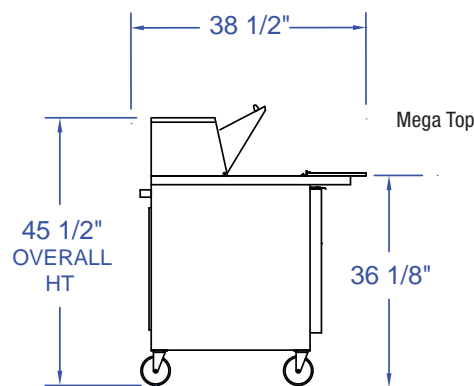
### Door and Drawer Models Available

### Agency Certifications



**FLAT HINGED LID  
MODELS AVAILABLE**

add FLT to model #



**END VIEW**  
heights shown with 6" casters

### OPTIONAL SUFFIX LEGEND

SUFFIX	OPTION
-09	Door Locks
-23	3" Casters
-24	Left Hand Hinge Door(s)
-29	S/S Back
-32	Door Thermometer
-FLT	Flat Hinged Lid models

*Specify model + optional suffix when placing order. See Accessories Section for pricing.*



Products that have earned the ENERGY STAR® are designed to protect the environment through superior energy efficiency. For a complete list of qualified models, visit [www.energystar.gov/cfs](http://www.energystar.gov/cfs). Click on Commercial Refrigerators & Freezers on the right-hand side of the page.

## AVAILABLE ACCESSORIES:

- ▶ Night Covers
- ▶ 12" Crossbar
- ▶ Side/Front Crumb Catchers
- ▶ Overshelf Kits
- ▶ Foot Pedal Door Opener
- ▶ Composite Cutting Boards
- ▶ Dressing Holder
- ▶ Shelf Dividers
- ▶ Solid/Tubular Tray Slides
- ▶ Side Guard Kit & Overshelf (See-Thru Lid Models)



YOUR COMPLETE REFRIGERATION SOURCE

## MEGA TOP TABLES - SPECIFICATIONS

	MODELS	LIST PRICE	CRATED WEIGHT	CUBIC FEET	EXT. DIMENSIONS W x D x H	VOLTS / AMPS / HP	DOORS/ SHELVES	STANDARD PANS 4" DEEP
<b>27"</b>	SPE27-12M	\$5,175	214	7.3	27" x 37 7/8" x 45 1/2"	115 / 4.0 / 1/6	1 / 2	9 1/6 size, 3 1/9 size
	SPE27-12M-B	\$5,175	214	7.3	27" x 37 7/8" x 45 1/2"	115 / 4.0 / 1/6	1 / 2	12 1/6 size
<b>36"</b>	SPE36-12M	\$6,720	309	10.2	36" x 37 7/8" x 45 1/2"	115 / 5.0 / 1/4	2 / 4	12 1/6 size
	SPE36-15M	\$6,820	320	10.2	36" x 37 7/8" x 45 1/2"	115 / 5.0 / 1/4	2 / 4	15 1/6 size
<b>48"</b>	SPE48-12M	\$7,390	320	13.9	48" x 37 7/8" x 45 1/2"	115 / 5.0 / 1/4	2 / 4	12 1/6 size
	SPE48-18M	\$7,530	338	13.9	48" x 37 7/8" x 45 1/2"	115 / 5.0 / 1/4	2 / 4	18 1/6 size
<b>60"</b>	SPE60-12M	\$8,125	367	17.1	60" x 37 7/8" x 45 1/2"	115 / 9.6 / 1/3	2 / 4	12 1/6 size
	SPE60-18M	\$8,225	383	17.1	60" x 37 7/8" x 45 1/2"	115 / 9.6 / 1/3	2 / 4	18 1/6 size
	SPE60-24M	\$8,375	397	17.1	60" x 37 7/8" x 45 1/2"	115 / 9.6 / 1/3	2 / 4	24 1/6 size
<b>72"</b>	SPE72-12M	\$9,300	406	21.5	72" x 37 7/8" x 45 1/2"	115 / 9.6 / 1/3	3 / 6	12 1/6 size
	SPE72-18M	\$9,400	404	21.5	72" x 37 7/8" x 45 1/2"	115 / 9.6 / 1/3	3 / 6	18 1/6 size
	SPE72-24M	\$9,575	404	21.5	72" x 37 7/8" x 45 1/2"	115 / 9.6 / 1/3	3 / 6	24 1/6 size
	SPE72-30M	\$9,685	415	21.5	72" x 37 7/8" x 45 1/2"	115 / 9.6 / 1/3	3 / 6	30 1/6 size

For total depth add 2" for bumper. Height includes 6" legs or casters. ADA compliant models feature 3" casters and reduces height to 34 5/8".

## DUAL SIDED MEGA TOP PREP TABLES - SPECIFICATIONS

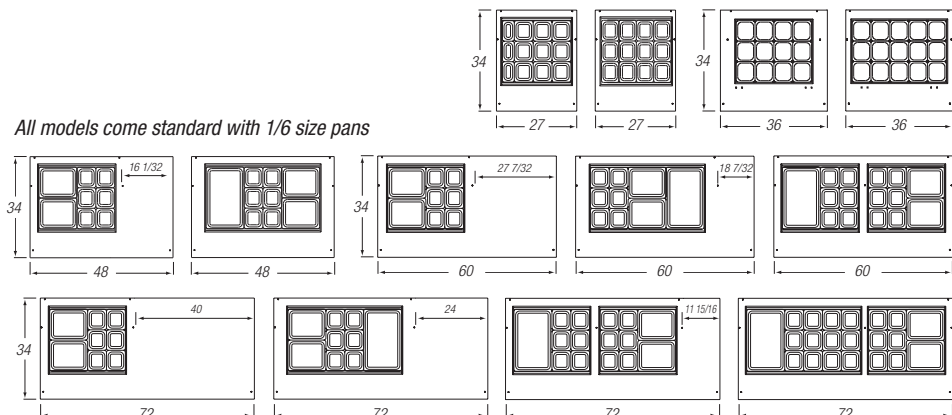
	MODELS	LIST PRICE	CRATED WEIGHT	CUBIC FEET	EXT. DIMENSIONS W x D x H	VOLTS / AMPS / HP	DOORS/ SHELVES	STANDARD PANS 4" DEEP
<b>27"</b>	SPE27-12M-B-DS	\$6,255	244	7.3	27" x 48 5/8" x 46 1/2"	115 / 4.0 / 1/6	1 / 2	12 1/6 size
<b>48"</b>	SPE48-18M-DS	\$8,439	378	13.9	48" x 48 5/8" x 46 1/2"	115 / 5.0 / 1/4	2 / 4	18 1/6 size
<b>60"</b>	SPE60-24M-DS	\$9,436	447	17.1	60" x 48 5/8" x 46 1/2"	115 / 9.6 / 1/3	2 / 4	24 1/6 size
<b>72"</b>	SPE72-30M-DS	\$10,790	465	21.5	72" x 48 5/8" x 46 1/2"	115 / 9.6 / 1/3	3 / 6	30 1/6 size

Height includes 6" legs or casters. ADA compliant models feature 3" casters and reduces height to 42 1/2". Drawer models available.

## MEGA TOP PREP TABLES WITH SEE-THRU LIDS - SPECIFICATIONS

	MODELS	LIST PRICE	CRATED WEIGHT	CUBIC FEET	EXT. DIMENSIONS W x D x H	VOLTS / AMPS / HP	DOORS/ SHELVES	STANDARD PANS 4" DEEP
<b>36"</b>	SPE36-15M-STL	\$11,139	320	10.2	36" x 36 5/8" x 38 1/8"	115 / 5.0 / 1/4	2 / 4	15 1/6 size
<b>48"</b>	SPE48-18M-STL	\$11,935	338	13.9	48" x 36 5/8" x 38 1/8"	115 / 5.0 / 1/4	2 / 4	18 1/6 size
<b>60"</b>	SPE60-24M-STL	\$13,155	397	17.1	60" x 36 5/8" x 38 1/8"	115 / 9.6 / 1/3	2 / 4	24 1/6 size
<b>72"</b>	SPE72-30M-STL	\$14,724	415	21.5	72" x 36 5/8" x 38 1/8"	115 / 9.6 / 1/3	3 / 6	30 1/6 size

Height includes 6" legs or casters. ADA compliant models feature 3" casters and reduces height to 35 1/8". Drawer models available.



# FOOD PREP TABLES

## ► Elite Series Sandwich Prep, Mega Top w/ Drawers

### TESTED & CERTIFIED TO AMBIENT CLASS OF 100°F

#### The Elite Series FEATURES:

##### 50% Greater Pan Capacity than Standard Prep Tables

*Mega Top units feature a 3rd row of pans for additional product storage.*

##### Cabinet Finish

*Stainless steel front, sides, top, door(s) and grille. Cabinet back and bottom constructed of galvanized steel.*

##### Drawer Pan Supports

*Heavy duty pan supports provided hold pans in place. Top drawers accommodate 4" deep pans. Bottom drawers accommodate 6" deep pans - food service pans not included.*

##### Enhanced Refrigeration System

*Maintains pan temperatures with lids open for longer periods.*

##### 1/2" Thick, 10" Deep Reversible Cutting Boards

*Easily removed for cleaning or reversible for additional use.*

##### 120° Stay-Open Door Feature

##### Field Reversible Doors

##### 2 Epoxy Coated Shelves Per Door Section Standard

*(Models With Doors) Includes 1 large shelf, 1 small shelf.*

##### Snap-In Door and Drawer Gaskets

*Easy to remove for cleaning or replacement without service agency.*

##### Cartridge Style Hinges *Eliminates door sagging.*

##### Heavy Duty Pan Liner

*Aluminum pan liner is easy to clean and prevents spills from falling into cabinet.*

##### Locking Divider Bars

*Notched divider bars secure pans into place to eliminate product spillage.*

##### Food Service Pans

*Accommodates up to 6" deep food service pans - 4" deep 1/6 size polycarbonate pans are included.*

##### Heavy Duty Insulated Covers

*Insulated stainless steel covers protect products and eliminates sweating when closed.*

##### 6" Heavy Duty Casters Standard (3" Casters or 6" Legs Optional)

*3" caster (ADA Compliant) or 6" leg option available at no charge when specified on order (in lieu of 6" casters).*

##### Enhanced Airflow Maintains Product Temperatures Between 36°– 38°F

##### Environmentally Friendly R134a Refrigerant

*CFC and HCFC-free for compliance with environmental safety standards.*

##### Door and Drawer Models Available

##### Agency Certifications



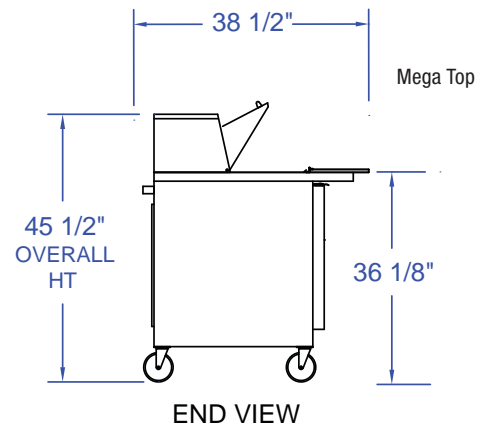
SPED27-12M



SPED36-12M



SPED48-18M-2



#### OPTIONAL SUFFIX LEGEND

SUFFIX	OPTION
-09	Door Locks
-23	3" Casters
-24	Left Hand Hinge Door(s)
-29	S/S Back
-32	Door Thermometer
-FLT	Flat Hinged Lid Models
Specify model + optional suffix when placing order. See Accessories Section for pricing.	



Products that have earned the ENERGY STAR® are designed to protect the environment through superior energy efficiency. For a complete list of qualified models, visit [www.energystar.gov/cfs](http://www.energystar.gov/cfs). Click on Commercial Refrigerators & Freezers on the right-hand side of the page.



## AVAILABLE ACCESSORIES:

- ▶ Night Covers
- ▶ 12" Crossbar
- ▶ Side/Front Crumb Catchers
- ▶ Overshelf Kits
- ▶ Foot Pedal Door Opener
- ▶ Composite Cutting Boards
- ▶ Dressing Holder
- ▶ Shelf Dividers
- ▶ Solid/Tubular Tray Slides
- ▶ -FLT - Flat Hinged Lid



YOUR COMPLETE REFRIGERATION SOURCE

## MEGA TOP TABLES WITH DRAWERS - SPECIFICATIONS

	MODELS	LIST PRICE	CRATED WEIGHT	CUBIC FEET	EXT. DIMENSIONS W x D x H	VOLTS / AMPS / HP	DOORS / DRAWERS	STANDARD PANS 4" DEEP
<b>27"</b>	SPED27-12M	\$7,194	227	7.3	27" x 36 5/8" x 45 1/2"	115 / 4.0 / 1/6	- / 2	9 1/6 size, 3 1/9 size
	SPED27-12M-B	\$7,194	227	7.3	27" x 36 5/8" x 45 1/2"	115 / 4.0 / 1/6	- / 2	12 1/6 size
<b>36"</b>	SPED36-12M	\$8,937	309	10.2	36" x 36 5/8" x 45 1/2"	115 / 5.0 / 1/4	- / 2	12 1/6 size
	SPED36-15M	\$9,103	320	10.2	36" x 36 5/8" x 45 1/2"	115 / 5.0 / 1/4	- / 2	15 1/6 size
<b>48"</b>	SPED48-12M-2	\$9,415	350	13.9	48" x 36 5/8" x 45 1/2"	115 / 5.0 / 1/4	1 / 2	12 1/6 size
	SPED48-12M-4	\$11,417	350	13.9	48" x 36 5/8" x 45 1/2"	115 / 5.0 / 1/4	- / 4	12 1/6 size
	SPED48-18M-2	\$9,559	350	13.9	48" x 36 5/8" x 45 1/2"	115 / 5.0 / 1/4	1 / 2	18 1/6 size
	SPED48-18M-4	\$11,560	350	13.9	48" x 36 5/8" x 45 1/2"	115 / 5.0 / 1/4	- / 4	18 1/6 size
<b>60"</b>	SPED60-12M-2	\$10,019	329	17.1	60" x 36 5/8" x 45 1/2"	115 / 9.6 / 1/3	1 / 2	12 1/6 size
	SPED60-12M-4	\$12,025	329	17.1	60" x 36 5/8" x 45 1/2"	115 / 9.6 / 1/3	- / 4	12 1/6 size
	SPED60-18M-2	\$10,158	350	17.1	60" x 36 5/8" x 45 1/2"	115 / 9.6 / 1/3	1 / 2	18 1/6 size
	SPED60-18M-4	\$12,161	360	17.1	60" x 36 5/8" x 45 1/2"	115 / 9.6 / 1/3	- / 4	18 1/6 size
	SPED60-24M-2	\$10,309	410	17.1	60" x 36 5/8" x 45 1/2"	115 / 9.6 / 1/3	1 / 2	24 1/6 size
	SPED60-24M-4	\$12,313	410	17.1	60" x 36 5/8" x 45 1/2"	115 / 9.6 / 1/3	- / 4	24 1/6 size
<b>72"</b>	SPED72-12M-2	\$11,166	335	21.5	72" x 36 5/8" x 45 1/2"	115 / 9.6 / 1/3	2 / 2	12 1/6 size
	SPED72-12M-4	\$13,367	400	21.5	72" x 36 5/8" x 45 1/2"	115 / 9.6 / 1/3	1 / 4	12 1/6 size
	SPED72-12M-6	\$15,197	410	21.5	72" x 36 5/8" x 45 1/2"	115 / 9.6 / 1/3	- / 6	12 1/6 size
	SPED72-18M-2	\$11,235	505	21.5	72" x 36 5/8" x 45 1/2"	115 / 9.6 / 1/3	2 / 2	18 1/6 size
	SPED72-18M-4	\$13,256	505	21.5	72" x 36 5/8" x 45 1/2"	115 / 9.6 / 1/3	1 / 4	18 1/6 size
	SPED72-18M-6	\$15,266	505	21.5	72" x 36 5/8" x 45 1/2"	115 / 9.6 / 1/3	- / 6	18 1/6 size
	SPED72-24M-2	\$11,415	395	21.5	72" x 36 5/8" x 45 1/2"	115 / 9.6 / 1/3	2 / 2	24 1/6 size
	SPED72-24M-4	\$13,420	400	21.5	72" x 36 5/8" x 45 1/2"	115 / 9.6 / 1/3	1 / 4	24 1/6 size
	SPED72-24M-6	\$15,436	410	21.5	72" x 36 5/8" x 45 1/2"	115 / 9.6 / 1/3	- / 6	24 1/6 size
	SPED72-30M-2	\$11,590	516	21.5	72" x 36 5/8" x 45 1/2"	115 / 9.6 / 1/3	2 / 2	30 1/6 size
	SPED72-30M-4	\$13,606	516	21.5	72" x 36 5/8" x 45 1/2"	115 / 9.6 / 1/3	1 / 4	30 1/6 size
	SPED72-30M-6	\$15,622	516	21.5	72" x 36 5/8" x 45 1/2"	115 / 9.6 / 1/3	- / 6	30 1/6 size

For total depth add 2" for bumper. Height includes 6" legs or casters. ♿ ADA compliant models feature 3" casters and reduces height to 42 1/2".

## DRAWER SUPPORT CAPACITY

MODELS	# OF PAN SUPPORTS (supplied)	POSSIBLE PAN COMBINATION		POSSIBLE PAN COMBINATION	
SPED27 & SPED60	2	1 full	2 1/2 size	6 1/6 size	3 1/3 size
SPED36	3	1 full		1 1/3 size	
SPED48 & SPED72	1	1 1/2 size, 2 1/6 size		1 1/2 size, 1 1/3 size	

Pan supports included. Food service pans not included.

**DRAWERS AVAILABLE ON DUAL SIDED &  
SEE THRU LID MODELS - CONTACT FACTORY.**

# FOOD PREP TABLES

## ► Elite Series Sandwich Prep, Cutting Top

### TESTED & CERTIFIED TO AMBIENT CLASS OF 100°F

#### The Elite Series FEATURES:

##### 1/2 Thick, 17" Deep Reversible Cutting Board

*Easily removed for cleaning or reversible for additional use.*

##### Cabinet Finish

*Stainless steel front, sides, top, door(s) and grille. Cabinet back and bottom constructed of galvanized steel.*

##### Enhanced Refrigeration System

*Maintains pan temperatures with lids open for longer periods.*

##### 120° Stay-Open Door Feature

##### Field Reversible Doors

##### 2 Epoxy Coated Shelves Per Door Section Standard

*Includes 1 large shelf, 1 small shelf.*

##### Snap-In Door Gaskets

*Easy to remove for cleaning or replacement without service agency.*

##### Cartridge Style Hinges

*Eliminates door sagging.*

##### Heavy Duty Pan Liner

*Aluminum pan liner is easy to clean and prevents spills from falling into cabinet.*

##### Locking Divider Bars

*Notched divider bars secure pans into place to eliminate product spillage.*

##### Food Service Pans

*Accommodates up to 6" deep food service pans - 4" deep 1/6 size polycarbonate pans are included.*

##### Heavy Duty Insulated Covers

*Insulated stainless steel covers protect products and eliminates sweating when closed.*

##### 6" Heavy Duty Casters Standard (3" Casters or 6" Legs Optional)

*3" caster (ADA Compliant) or 6" leg option available at no charge when specified on order (in lieu of 6" casters).*

##### Enhanced Airflow Maintains Product Temperatures Between 36°– 38°F

##### Environmentally Friendly R134a Refrigerant

*CFC and HCFC-free for compliance with environmental safety standards.*

##### Door and Drawer Models Available

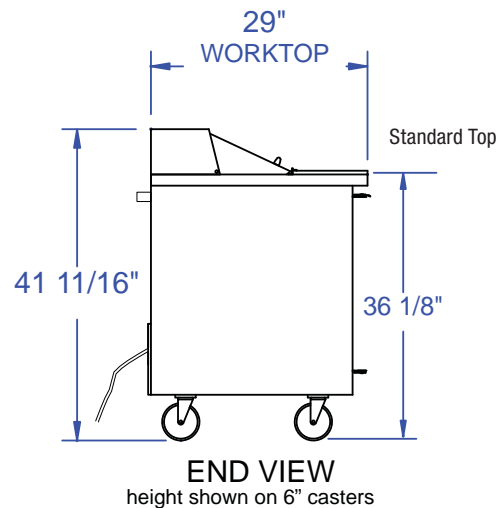
##### Agency Certifications



SPE27C



SPE60-16C



Products that have earned the ENERGY STAR® are designed to protect the environment through superior energy efficiency. For a complete list of qualified models, visit [www.energystar.gov/cfs](http://www.energystar.gov/cfs). Click on Commercial Refrigerators & Freezers on the right-hand side of the page.

## AVAILABLE ACCESSORIES:

- ▶ Night Covers
- ▶ 12" Crossbar
- ▶ Side/Front Crumb Catchers
- ▶ Overshelf Kits
- ▶ Foot Pedal Door Opener
- ▶ Richlite & Composite Cutting Boards
- ▶ Dressing Holder
- ▶ Shelf Dividers
- ▶ Solid/Tubular Tray Slides
- ▶ FLT - Flat Hinged Lids



YOUR COMPLETE REFRIGERATION SOURCE

## CUTTING TOP TABLES - SPECIFICATIONS

	MODELS	LIST PRICE	CRATED WEIGHT	CUBIC FEET	EXT. DIMENSIONS W x D x H	VOLTS / AMPS / HP	DOORS/ SHELVES	STANDARD PANS 4" DEEP
<b>27"</b>	SPE27C	\$4,762	202	7.3	27" x 36" x 41 11/16"	115 / 4.0 / 1/6	1 / 2	6 1/6 size, 2 1/9 size
	SPE27C-B	\$4,762	202	7.3	27" x 36" x 41 11/16"	115 / 4.0 / 1/6	1 / 2	8 1/6 size
<b>36"</b>	SPE36-08C	\$6,520	250	10.2	36" x 36" x 41 11/16"	115 / 5.0 / 1/4	2 / 2	8 1/6 size
	SPE36-10C	\$6,510	255	10.2	36" x 36" x 41 11/16"	115 / 5.0 / 1/4	2 / 2	10 1/6 size
<b>48"</b>	SPE48-08C	\$6,818	292	13.9	48" x 36" x 41 11/16"	115 / 5.0 / 1/4	2 / 4	8 1/6 size
	SPE48-10C	\$6,867	299	13.9	48" x 36" x 41 11/16"	115 / 5.0 / 1/4	2 / 4	10 1/6 size
	SPE48-12C	\$6,950	338	13.9	48" x 36" x 41 11/16"	115 / 5.0 / 1/4	2 / 4	12 1/6 size
<b>60"</b>	SPE60-08C	\$7,543	357	17.1	60" x 36" x 41 11/16"	115 / 9.6 / 1/3	2 / 4	8 1/6 size
	SPE60-10C	\$7,628	363	17.1	60" x 36" x 41 11/16"	115 / 9.6 / 1/3	2 / 4	10 1/6 size
	SPE60-12C	\$7,636	367	17.1	60" x 36" x 41 11/16"	115 / 9.6 / 1/3	2 / 4	12 1/6 size
	SPE60-16C	\$7,751	405	17.1	60" x 36" x 41 11/16"	115 / 9.6 / 1/3	2 / 4	16 1/6 size
<b>72"</b>	SPE72-08C	\$8,466	431	21.5	72" x 36" x 41 11/16"	115 / 9.6 / 1/3	3 / 6	8 1/6 size
	SPE72-10C	\$8,540	430	21.5	72" x 36" x 41 11/16"	115 / 9.6 / 1/3	3 / 6	10 1/6 size
	SPE72-12C	\$8,582	406	21.5	72" x 36" x 41 11/16"	115 / 9.6 / 1/3	3 / 6	12 1/6 size
	SPE72-18C	\$8,752	355	21.5	72" x 36" x 41 11/16"	115 / 9.6 / 1/3	3 / 6	18 1/6 size

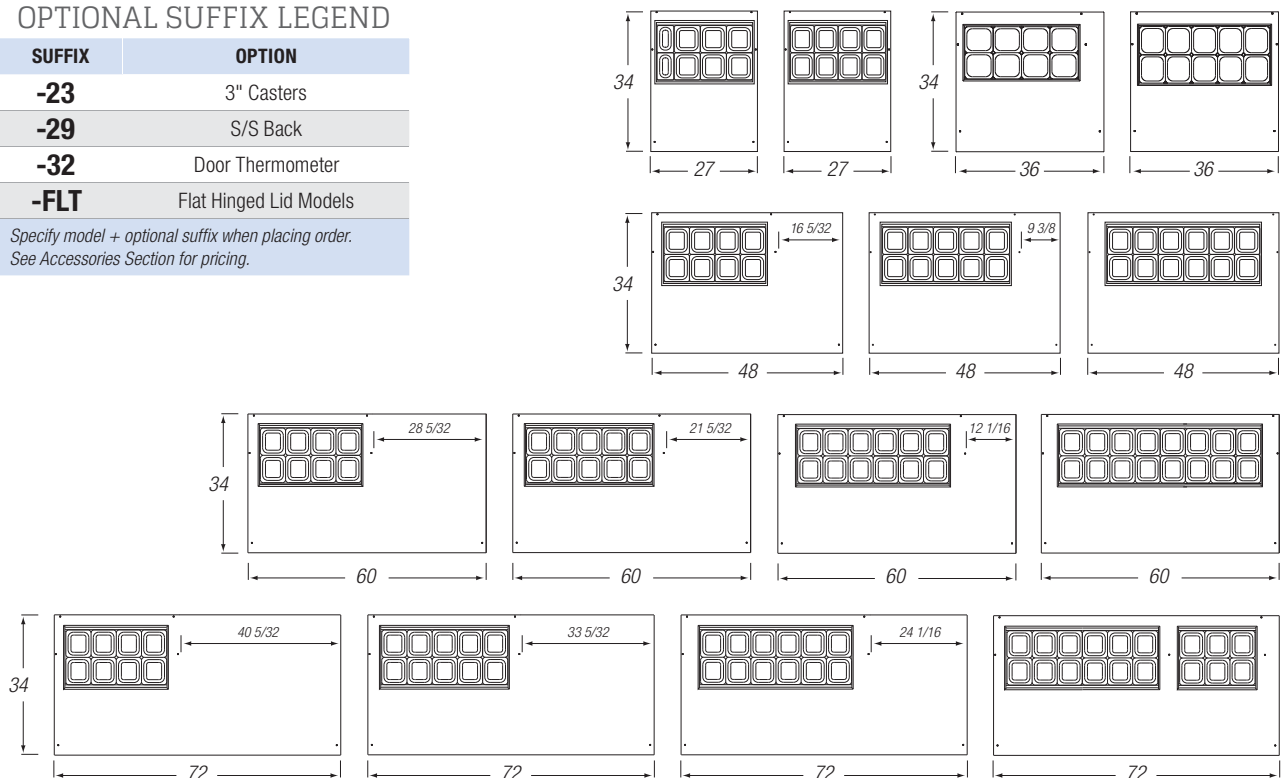
Depth includes cutting board measurement. For total depth add 2" for bumper. Height includes 6" legs or casters.

ADA compliant models feature 3" casters and reduces height to 38 11/16".

## OPTIONAL SUFFIX LEGEND

SUFFIX	OPTION
<b>-23</b>	3" Casters
<b>-29</b>	S/S Back
<b>-32</b>	Door Thermometer
<b>-FLT</b>	Flat Hinged Lid Models

Specify model + optional suffix when placing order.  
See Accessories Section for pricing.



# FOOD PREP TABLES

## ► Elite Series Sandwich Prep, Cutting Top w/ Drawers

### TESTED & CERTIFIED TO AMBIENT CLASS OF 100°F

#### The Elite Series FEATURES:

##### Cabinet Finish

*Stainless steel front, sides, top, door(s) and grille. Cabinet back and bottom constructed of galvanized steel.*

##### 1/2" Thick, 17" Deep Reversible Cutting Board

*Easily removed for cleaning or reversible for additional use.*

##### Drawer Pan Supports

*Heavy duty pan supports provided hold pans in place. Top drawers accommodate 4" deep pans. Bottom drawers accommodate 6" deep pans - food service pans not included.*

##### Enhanced Refrigeration System

*Maintains pan temperatures with lids open for longer periods.*

##### 120° Stay-Open Door Feature

##### 2 Epoxy Coated Shelves Per Door Section Standard

*Models with Door include 1 large shelf, 1 small shelf.*

##### Snap-In Door and Drawer Gaskets

*Easy to remove for cleaning or replacement without service agency.*

##### Cartridge Style Hinges

*Eliminates door sagging.*

##### Field Reversible Doors

##### Heavy Duty Pan Liner

*Aluminum pan liner is easy to clean and prevents spills from falling into cabinet.*

##### Locking Divider Bars

*Notched divider bars secure pans into place to eliminate product spillage.*

##### Food Service Pans

*Accommodates up to 6" deep food service pans - 4" deep 1/6 size polycarbonate pans are included.*

##### Heavy Duty Insulated Covers

*Insulated stainless steel covers protect products and eliminates sweating when closed.*

##### 6" Heavy Duty Casters Standard (3" Casters or 6" Legs Optional)

*3" caster (ADA Compliant) or 6" leg option available at no charge when specified on order (in lieu of 6" casters).*

##### Enhanced Airflow Maintains Product Temperatures Between 36°– 38°F

##### Environmentally Friendly R134a Refrigerant

*CFC and HCFC-free for compliance with environmental safety standards.*

##### Door and Drawer Models Available

##### Agency Certifications



SPED36-08C



SPED27C



SPED48-12C-2



SPED60-16C-2



SPED72-18C-2



#### OPTIONAL SUFFIX LEGEND

SUFFIX	OPTION
-23	3" Casters
-29	S/S Back
-32	Door Thermometer

*Specify model + optional suffix when placing order.  
See Accessories Section for pricing.*



Products that have earned the ENERGY STAR® are designed to protect the environment through superior energy efficiency. For a complete list of qualified models, visit [www.energystar.gov/cfs](http://www.energystar.gov/cfs). Click on Commercial Refrigerators & Freezers on the right-hand side of the page.



## AVAILABLE ACCESSORIES:

- ▶ Night Covers
- ▶ 12" Crossbar
- ▶ Side/Front Crumb Catchers
- ▶ Overshelf Kits
- ▶ Foot Pedal Door Opener
- ▶ Richlite & Composite Cutting Boards
- ▶ Dressing Holder
- ▶ Shelf Dividers
- ▶ Solid/Tubular Tray Slides



YOUR COMPLETE REFRIGERATION SOURCE

## CUTTING TOP TABLES WITH DRAWERS - SPECIFICATIONS

	MODELS	LIST PRICE	CRATED WEIGHT	CUBIC FEET	EXT. DIMENSIONS W x D x H	VOLTS / AMPS / HP	DOORS / DRAWERS	STANDARD PANS 4" DEEP
<b>27"</b>	SPED27C	\$6,710	227	7.3	27" x 36" x 41 11/16"	115 / 4.0 / 1/6	- / 2	6 1/6 size, 2 1/9 size
	SPED27C-B	\$6,710	227	7.3	27" x 36" x 41 11/16"	115 / 4.0 / 1/6	- / 2	8 1/6 size
<b>36"</b>	SPED36-08C	\$8,661	250	10.2	36" x 36" x 41 11/16"	115 / 5.0 / 1/4	- / 2	8 1/6 size
	SPED36-10C	\$8,716	255	10.2	36" x 36" x 41 11/16"	115 / 5.0 / 1/4	- / 2	10 1/6 size
<b>48"</b>	SPED48-08C-2	\$8,767	275	13.9	48" x 36" x 41 11/16"	115 / 5.0 / 1/4	1 / 2	8 1/6 size
	SPED48-08C-4	\$10,715	275	13.9	48" x 36" x 41 11/16"	115 / 5.0 / 1/4	- / 4	8 1/6 size
	SPED48-10C-2	\$8,858	290	13.9	48" x 36" x 41 11/16"	115 / 5.0 / 1/4	1 / 2	10 1/6 size
	SPED48-10C-4	\$10,763	290	13.9	48" x 36" x 41 11/16"	115 / 5.0 / 1/4	- / 4	10 1/6 size
	SPED48-12C-2	\$8,958	359	13.9	48" x 36" x 41 11/16"	115 / 5.0 / 1/4	1 / 2	12 1/6 size
	SPED48-12C-4	\$10,923	270	13.9	48" x 36" x 41 11/16"	115 / 5.0 / 1/4	- / 4	12 1/6 size
<b>60"</b>	SPED60-08C-2	\$9,401	355	17.1	60" x 36" x 41 11/16"	115 / 9.6 / 1/3	1 / 2	8 1/6 size
	SPED60-08C-4	\$11,440	360	17.1	60" x 36" x 41 11/16"	115 / 9.6 / 1/3	- / 4	8 1/6 size
	SPED60-10C-2	\$9,447	355	17.1	60" x 36" x 41 11/16"	115 / 9.6 / 1/3	1 / 2	10 1/6 size
	SPED60-10C-4	\$11,376	360	17.1	60" x 36" x 41 11/16"	115 / 9.6 / 1/3	- / 4	10 1/6 size
	SPED60-12C-2	\$9,492	355	17.1	60" x 36" x 41 11/16"	115 / 9.6 / 1/3	1 / 2	12 1/6 size
	SPED60-12C-4	\$11,420	360	17.1	60" x 36" x 41 11/16"	115 / 9.6 / 1/3	- / 4	12 1/6 size
	SPED60-16C-2	\$9,658	355	17.1	60" x 36" x 41 11/16"	115 / 9.6 / 1/3	1 / 2	16 1/6 size
	SPED60-16C-4	\$11,607	360	17.1	60" x 36" x 41 11/16"	115 / 9.6 / 1/3	- / 4	16 1/6 size
<b>72"</b>	SPED72-08C-2	\$10,269	425	21.5	72" x 36" x 41 11/16"	115 / 9.6 / 1/3	2 / 2	8 1/6 size
	SPED72-08C-4	\$12,253	425	21.5	72" x 36" x 41 11/16"	115 / 9.6 / 1/3	1 / 4	8 1/6 size
	SPED72-08C-6	\$14,190	425	21.5	72" x 36" x 41 11/16"	115 / 9.6 / 1/3	- / 6	8 1/6 size
	SPED72-10C-2	\$10,386	425	21.5	72" x 36" x 41 11/16"	115 / 9.6 / 1/3	2 / 2	10 1/6 size
	SPED72-10C-4	\$12,333	385	21.5	72" x 36" x 41 11/16"	115 / 9.6 / 1/3	1 / 4	10 1/6 size
	SPED72-10C-6	\$14,269	455	21.5	72" x 36" x 41 11/16"	115 / 9.6 / 1/3	- / 6	10 1/6 size
	SPED72-12C-2	\$10,382	386	21.5	72" x 36" x 41 11/16"	115 / 9.6 / 1/3	2 / 2	12 1/6 size
	SPED72-12C-4	\$12,311	386	21.5	72" x 36" x 41 11/16"	115 / 9.6 / 1/3	1 / 4	12 1/6 size
	SPED72-12C-6	\$14,301	386	21.5	72" x 36" x 41 11/16"	115 / 9.6 / 1/3	- / 6	12 1/6 size
	SPED72-18C-2	\$10,635	505	21.5	72" x 36" x 41 11/16"	115 / 9.6 / 1/3	2 / 2	18 1/6 size
	SPED72-18C-4	\$12,593	505	21.5	72" x 36" x 41 11/16"	115 / 9.6 / 1/3	1 / 4	18 1/6 size
	SPED72-18C-6	\$14,587	505	21.5	72" x 36" x 41 11/16"	115 / 9.6 / 1/3	- / 6	18 1/6 size

Depth includes cutting board measurement. For total depth add 2" for bumper. Height includes 6" legs or casters.

ADA compliant models feature 3" casters and reduces height to 38 11/16".

## DRAWER SUPPORT CAPACITY

MODELS	# OF PAN SUPPORTS (supplied)	POSSIBLE PAN COMBINATIONS		POSSIBLE PAN COMBINATIONS	
SPED27 & SPED60	2	1 full	2 1/2 size	6 1/6 size	3 1/3 size
SPED36	3	1 full		1 1/3 size	
SPED48 & SPED72	1	1 1/2 size, 2 1/6 size		1 1/2 size, 1 1/3 size	

Pan supports included. Food service pans not included.

# FOOD PREP TABLES

## ► Pizza Prep Tables

### TESTED & CERTIFIED TO AMBIENT CLASS OF 100°F

#### Pizza Prep Tables FEATURES:

##### 1/2 Thick, 19" Deep Reversible Cutting Board

*Easily removed for cleaning or reversible for additional use.*

##### Cabinet Finish

*Stainless steel front, sides, top, door(s) and grille. Cabinet back and bottom constructed of galvanized steel.*

##### 16 Gauge Stainless Steel Top Standard

##### 120° Stay-Open Door Feature

##### Snap-In Door Gaskets

*Easy to remove for cleaning or replacement without service agency.*

##### Cartridge Style Hinges

##### Field Reversible Doors

##### Heavy Duty Pan Liner

*Aluminum interior liner is easy to clean and prevents spills from falling into cabinet.*

##### Food Service Pans

*Accommodates up to 6" deep food service pans. Pans not included.*

##### Heavy Duty Insulated Covers

*Insulated stainless steel covers protect products and eliminates sweating when closed.*

##### 3" Heavy Duty Casters, 2 with Brakes Standard

*DP119 model features (6) 3" casters, 3 with brakes standard.*

##### Raised Rail Maintains Product

**Temperatures Between 36°– 38°F**

##### Environmentally Friendly R134a Refrigerant

*CFC and HCFC-free for compliance with environmental safety standards.*

##### Door and Drawer Models Available

##### Agency Certifications



Products that have earned the ENERGY STAR® are designed to protect the environment through superior energy efficiency. For a complete list of qualified models, visit [www.energystar.gov/cfs](http://www.energystar.gov/cfs). Click on Commercial Refrigerators & Freezers on the right-hand side of the page.



DP46



DP67



DP93



DP119



## AVAILABLE ACCESSORIES:

- ▶ Composite Cutting Boards
- ▶ Bun Tray Racks
- ▶ Shelf Dividers
- ▶ Foot Pedal Door Opener
- ▶ Lift Off Lid

COMING SOON

60" Models

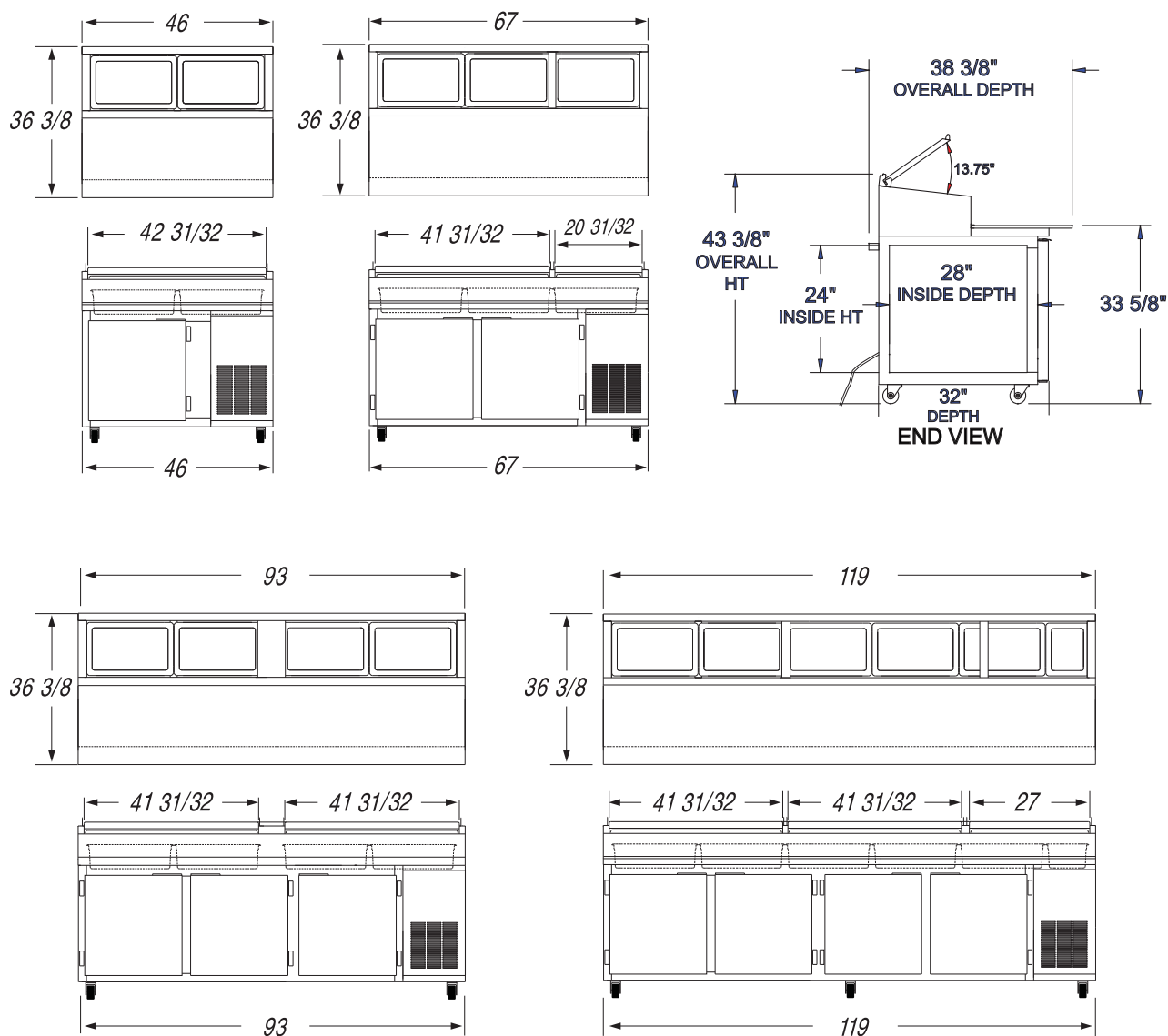


YOUR COMPLETE REFRIGERATION SOURCE

## PIZZA PREP TABLES - SPECIFICATIONS

	MODELS	LIST PRICE	CRATED WEIGHT	CUBIC FEET	EXT. DIMENSIONS - W x D x H	VOLTS / AMPS / HP	SHELVES	FULL SIZE PAN CAPACITY
<b>46"</b>	DP46	\$7,770	338	16.7	46" x 36 3/8" x 43 3/8"	115 / 6.3 / 1/4	2	2
<b>67"</b>	DP67	\$11,060	464	27	67" x 36 3/8" x 43 3/8"	115 / 6.3 / 1/4	4	3
<b>93"</b>	DP93	\$14,990	580	39.8	93" x 36 3/8" x 43 3/8"	115 / 8.6 / 1/3	6	4
<b>119"</b>	DP119	\$20,390	703	52.5	119" x 36 3/8" x 43 3/8"	115 / 8.6 / 1/3	8	5

For total depth add 2" for bumpers. Height includes 3" casters.



# FOOD PREP TABLES

## ► Pizza Prep Tables w/ Drawers

### TESTED & CERTIFIED TO AMBIENT CLASS OF 100°F

#### Pizza Prep Tables FEATURES:

##### Cabinet Finish

*Stainless steel front, sides, top, door(s) and grille.  
Cabinet back and bottom constructed of galvanized steel.*

##### 1/2" Thick, 19" Deep Reversible Cutting Board

*Easily removed for cleaning or reversible for additional use.*

##### 16 Gauge Stainless Steel Top Standard

##### 120° Stay-Open Door Feature

##### Snap-In Door and Drawer Gaskets

*Easy to remove for cleaning or replacement without service agency.*

##### Cartridge Style Hinges

##### Field Reversible Doors

##### Heavy Duty Pan Liner

*Aluminum interior liner is easy to clean and prevents spills from falling into cabinet.*

##### Food Service Pans

*Accommodates up to 6" deep food service pans. Pans not included.*

##### Heavy Duty Insulated Covers

*Insulated stainless steel covers protect products and eliminates sweating when closed.*

##### 3" Heavy Duty Casters, 2 with Brakes Standard

*DP119 model features (6) 3" casters, 3 with brakes standard.*

##### Raised Rail Maintains Product Temperatures Between 36°– 38°F

##### Environmentally Friendly R134a Refrigerant

*CFC and HCFC-free for compliance with environmental safety standards.*

##### Door and Drawer Models Available

##### Agency Certifications



Products that have earned the ENERGY STAR® are designed to protect the environment through superior energy efficiency. For a complete list of qualified models, visit [www.energystar.gov/cfs](http://www.energystar.gov/cfs). Click on Commercial Refrigerators & Freezers on the right-hand side of the page.

**STANDARD**

16 Gauge  
Stainless  
Steel Top

DPD46-2



DPD67-2



DPD67-4





## AVAILABLE ACCESSORIES:

- ▶ Composite Cutting Boards
- ▶ Bun Tray Racks
- ▶ Shelf Dividers
- ▶ Foot Pedal Door Opener
- ▶ Lift Off Lid

COMING SOON

60" Models



YOUR COMPLETE REFRIGERATION SOURCE

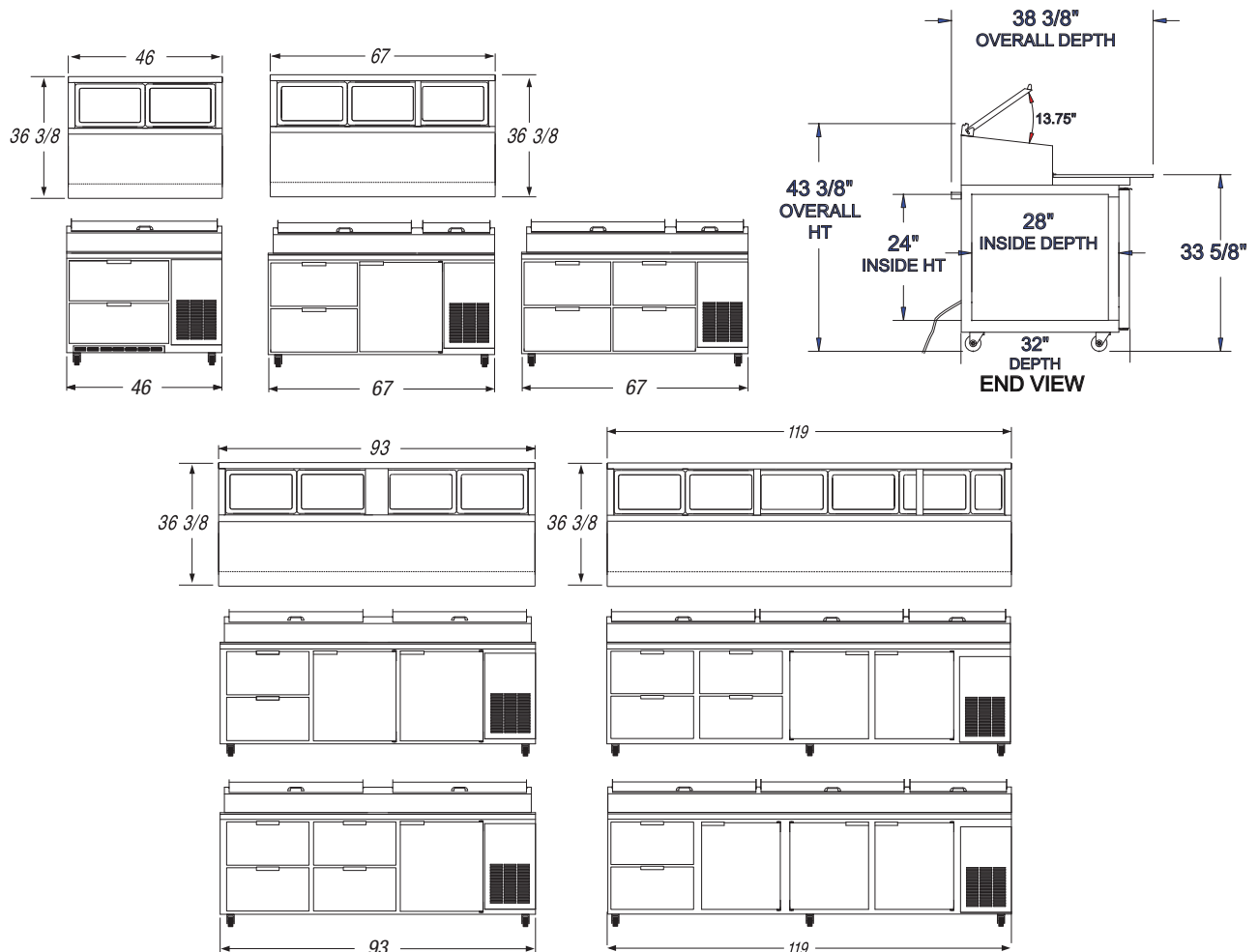
## PIZZA PREP TABLES WITH DRAWERS - SPECIFICATIONS

	MODELS	LIST PRICE	CRATED WEIGHT	CUBIC FEET	EXT. DIMENSIONS - W x D x H	VOLTS / AMPS / HP	DRAWERS/DOORS	FULL SIZE PAN CAPACITY
46"	DPD46-2	\$9,995	311	16.7	46" x 36 3/8" x 43 3/8"	115 / 6.3 / 1/4	2 / -	2
67"	DPD67-2	\$13,200	410	27	67" x 36 3/8" x 43 3/8"	115 / 6.3 / 1/4	2 / 1	3
	DPD67-4	\$15,485	410	27	67" x 36 3/8" x 43 3/8"	115 / 6.3 / 1/4	4 / -	3
93"	DPD93-2	\$16,950	600	39.8	93" x 36 3/8" x 43 3/8"	115 / 8.6 / 1/3	2 / 2	4
119"	DPD119-2	\$22,680	695	52.5	119" x 36 3/8" x 43 3/8"	115 / 8.6 / 1/3	2 / 3	5

For total depth add 2" for bumpers. Height includes 3" casters.

## DRAWER SUPPORT CAPACITY - PER DRAWER

MODELS	# OF PANS SUPPORTS (SUPPLIED)	POSSIBLE PAN CONFIGURATION		POSSIBLE PAN CONFIGURATION	
DPD Series - All Models	2	1 full	3 1/6 size	2 1/2 size	3 1/6 size
		3 1/3 size	3 1/6 size	9 1/6 size	





# 70th Anniversary BEVERAGE-AIR®

MADE IN AMERICA SINCE 1944



## Worktops/Undercounters (WT/UC Series)

Certified to Ambient Class of 100°F

Only 48"  
Dual-  
Temperature  
Unit in the  
Industry!



Field-reversible doors with  
120° stay open feature

6" casters standard,  
3" ADA models available

Stainless steel top

Anti-sagging cartridge style hinges

Snap-in door gaskets

2 shelves per door

## Dare to Compare!

Scan Here  
for Additional  
Information  
on This  
Product



3 Year Parts/Labor  
Warranty & Additional  
2 Year Compressor  
Warranty

**Models available:** Refrigerator or freezer, dual-temperature, shallow depth, glass door, door and drawer combination units. Offering the smallest worktops and undercounters in the industry!

**Available options:** foot pedal door opener, LED lighting upgrade (glass door models), lane dividers, stacking collar, stainless steel interior



IN THIS SECTION:

## WORKTOPS

Worktop Refrigerators & Freezers  
- 29" Depth

Worktop Refrigerators & Freezers  
- 32" Depth

Dual-Temp Worktops

## UNDERCOUNTERS

Undercounter Refrigerators & Freezers  
- 29" Depth

Undercounter Refrigerators & Freezers  
- 32" Depth

Undercounter Refrigerators & Freezers  
- Shallow Depth

Dual-Temp Undercounters

**DOOR & DRAWER  
UNITS AVAILABLE**



# WORKTOP REFRIGERATORS & FREEZERS

## ► Worktop Refrigerators & Freezers - 29" Base Only

### TESTED & CERTIFIED TO AMBIENT CLASS OF 100°F

#### Worktop Refrigerators & Freezers 29" Base FEATURES:

##### Cabinet Finish

Stainless steel exterior front, top and sides. Aluminum interior.

##### Heavy Duty Construction

2" CFC and HCFC-free foamed-in-place polyurethane insulation.

##### Durable Worktop

2 1/2" Thick stainless steel worktop for added durability.

##### Removable Backsplash

4" High removable backsplash for flexibility and ease of cleaning.

##### 120° Stay-Open Door Feature

2 Epoxy Coated Shelves Per Door Section Standard

(Models with doors) Includes 1 large shelf, 1 small shelf.

##### Field Reversible Doors

##### Door and Drawer Units Available

##### Drawer Pan Supports

Heavy duty pan supports provided hold pans in place. Drawers accommodate up to 6" deep pans. Food service pans are not included.

##### LED Lighting Standard

##### Snap-In Door and Drawer Gaskets

Easy to remove for cleaning or replacement without service agency.



Products that have earned the ENERGY STAR® are designed to protect the environment through superior energy efficiency. For a complete list of qualified models, visit [www.energystar.gov/cfs](http://www.energystar.gov/cfs). Click on Commercial Refrigerators & Freezers on the right-hand side of the page.

WTR27A,  
WTF27AY



WTRD27A-2



##### Cartridge Style Hinges Eliminates door sagging.

**6" Heavy Duty Casters Standard** (3" Casters or 6" Legs Optional) 3" caster (ADA Compliant) or 6" leg option available at no charge when specified on order (in lieu of 6" casters).

##### Interior Thermometer

Interior thermometer is standard to monitor cabinet temperature.

##### Refrigeration System

Operates at 36°–38°F for optimum food preservation.

##### Agency Certifications



WTR48A,  
WTF48AY



WTRD48A-2

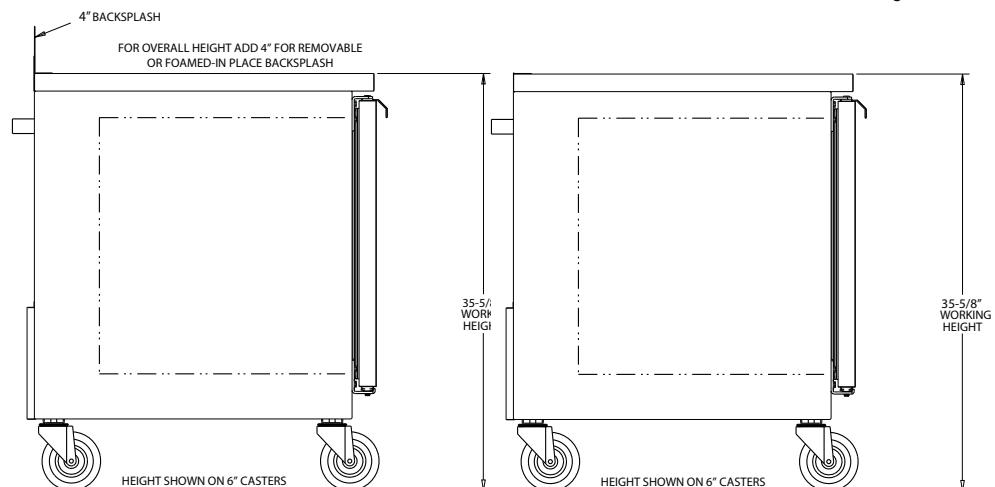


### OPTIONAL SUFFIX

#### LEGEND

SUFFIX	OPTION
<b>STD</b>	Removeable backsplash
<b>-FIP</b>	Foamed In Place backsplash
<b>-FLT</b>	Flat Top, no backsplash

Specify model + optional suffix when placing order. See Accessories Section for pricing.



### 16" GAUGE TOP OPTION

27"	36"	48"	60"	72"
\$800	\$850	\$950	\$1,085	\$1,250



## AVAILABLE ACCESSORIES:

- ▶ Cutting Board Top Options
- ▶ Composite Cutting Boards
- ▶ Shelf Dividers
- ▶ Foot Pedal Door Opener
- ▶ Overshelf Kits



YOUR COMPLETE REFRIGERATION SOURCE

## REMOVABLE BACKSPLASH WORKTOP REFRIGERATORS 29" BASE - SPECIFICATIONS

	MODELS	LIST PRICE	CRATED WEIGHT	CUBIC FEET	EXT. DIMENSIONS - W x D x H	VOLTS / AMPS / HP	DOORS / SHELVES
<b>24"</b>	WTR24A	\$3,806	160	7.0	24" x 29 1/4" x 39 1/2"	115/4.0/1/6	1 / 2
<b>27"</b>	WTR27A	\$3,806	161	7.3	27" x 29 1/4" x 39 1/2"	115 / 4.0 / 1/6	1 / 2
<b>36"</b>	WTR36A	\$5,320	210	8.5	36" x 29 1/4" x 39 1/2"	115 / 3.3 / 1/5	2 / 2
<b>48"</b>	WTR48A	\$5,800	235	13.9	48" x 29 1/4" x 39 1/2"	115 / 3.3 / 1/5	2 / 4
<b>60"</b>	WTR60A	\$6,450	265	17.1	60" x 29 1/4" x 39 1/2"	115 / 8.2 / 1/4	2 / 4
<b>72"</b>	WTR72AY	\$7,385	305	21.5	72" x 29 1/4" x 39 1/2"	115 / 8.2 / 1/5	3 / 6

For total depth add 2" for bumper and 1" for handle. Height includes 6" legs or casters and 4" backsplash. ADA compliant models feature 3" casters and reduce height to 36 1/2".

## FOAMED-IN PLACE BACKSPLASH WORKTOP REFRIGERATORS 29" BASE - SPECIFICATIONS

	MODELS	LIST PRICE	CRATED WEIGHT	CUBIC FEET	EXT. DIMENSIONS - W x D x H	VOLTS / AMPS / HP	DOORS / SHELVES
<b>24"</b>	WTR24A-FIP	\$3,806	160	7.0	24" x 29 1/4" x 39 1/2"	115/4.0/1/6	1 / 2
	WTR24A-FB	\$4,500	201	5.0	24" x 27" x 37 1/2"	115/5.0/1/4	1 / 2
<b>27"</b>	WTR27A-FIP	\$3,806	161	7.3	27" x 29 1/4" x 39 1/2"	115 / 4.0 / 1/6	1 / 2
<b>36"</b>	WTR36A-FIP	\$5,320	210	8.5	36" x 29 1/4" x 39 1/2"	115 / 3.3 / 1/5	2 / 2
<b>48"</b>	WTR48A-FIP	\$5,800	235	13.9	48" x 29 1/4" x 39 1/2"	115 / 3.3 / 1/5	2 / 4
<b>60"</b>	WTR60A-FIP	\$6,450	265	17.1	60" x 29 1/4" x 39 1/2"	115 / 8.2 / 1/4	2 / 4
<b>72"</b>	WTR72AY-FIP	\$7,385	305	21.5	72" x 29 1/4" x 39 1/2"	115 / 8.2 / 1/5	3 / 6

For total depth add 2" for bumper and 1" for handle. Height includes 6" legs or casters and 4" backsplash. ADA compliant models feature 3" casters and reduce height to 36 1/2".

## FLAT TOP WORKTOP REFRIGERATORS 29" BASE - SPECIFICATIONS

	MODELS	LIST PRICE	CRATED WEIGHT	CUBIC FEET	EXT. DIMENSIONS - W x D x H	VOLTS / AMPS / HP	DOORS / SHELVES
<b>24"</b>	WTR24A-FLT	\$3,806	160	7.0	24" x 29 1/4" x 35 5/8"	115/5.0/1/6	1 / 2
<b>27"</b>	WTR27A-FLT	\$3,806	161	7.3	27" x 29 1/4" x 35 5/8"	115 / 4.0 / 1/6	1 / 2
<b>36"</b>	WTR36A-FLT	\$5,320	210	8.5	36" x 29 1/4" x 35 5/8"	115 / 3.3 / 1/5	2 / 2
<b>48"</b>	WTR48A-FLT	\$5,800	235	13.9	48" x 29 1/4" x 35 5/8"	115 / 3.3 / 1/5	2 / 4
<b>60"</b>	WTR60A-FLT	\$6,450	265	17.1	60" x 29 1/4" x 35 5/8"	115 / 8.2 / 1/4	2 / 4
<b>72"</b>	WTR72AY-FLT	\$7,385	305	21.5	72" x 29 1/4" x 35 5/8"	115 / 8.2 / 1/5	3 / 6

For total depth add 2" for bumper and 1" for handle. Height includes 6" legs or casters and 4" backsplash. ADA compliant models feature 3" casters and reduce height to 36 1/2".

## OPTIONAL

### SUFFIX LEGEND

SUFFIX	OPTION
<b>-09</b>	Door Locks
<b>-17</b>	6" Legs
<b>-23</b>	3" Casters
<b>-24</b>	Left Hand Hinge Door(s)
<b>-25</b>	Glass Door(s) with LED lights

Specify model + optional suffix when placing order. See Accessories Section for pricing.

### 16" GAUGE TOP OPTION

27"	36"	48"	60"	72"
\$800	\$850	\$950	\$1,085	\$1,250

# WORKTOP REFRIGERATORS & FREEZERS

## ► Worktop Refrigerators & Freezers - 29" Base Only

### TESTED & CERTIFIED TO AMBIENT CLASS OF 100°F

#### WORKTOP REFRIGERATORS 29" BASE WITH DRAWERS - SPECIFICATIONS

	MODELS	LIST PRICE	CRATED WEIGHT	CUBIC FEET	EXT. DIMENSIONS - W x D x H	VOLTS / AMPS / HP	DRAWERS/ DOORS	SHELVES
<b>27"</b>	WTRD27A-2	\$5,700	164	7.3	27" x 29 1/4" x 39 1/2"	115 / 4.0 / 1/6	2 / -	-
<b>36"</b>	WTRD36A-2	\$7,393	210	8.5	36" x 29 1/4" x 39 1/2"	115 / 3.3 / 1/5	2 / -	-
<b>48"</b>	WTRD48A-2	\$7,675	242	13.9	48" x 29 1/4" x 39 1/2"	115 / 3.3 / 1/5	2 / 1	2
	WTRD48A-4	\$9,500	242	13.9	48" x 29 1/4" x 39 1/2"	115 / 3.3 / 1/5	4 / -	-
<b>60"</b>	WTRD60A-2	\$8,300	271	17.1	60" x 29 1/4" x 39 1/2"	115 / 8.2 / 1/4	2 / 1	2
	WTRD60A-4	\$10,100	271	17.1	60" x 29 1/4" x 39 1/2"	115 / 8.2 / 1/4	4 / -	-
<b>72"</b>	WTRD72AY-2	\$10,400	330	21.5	72" x 29 1/4" x 39 1/2"	115 / 8.2 / 1/4	2 / 2	4
	WTRD72AY-4	\$11,209	330	21.5	72" x 29 1/4" x 39 1/2"	115 / 8.2 / 1/4	4 / 1	2
	WTRD72AY-6	\$13,194	330	21.5	72" x 29 1/4" x 39 1/2"	115 / 8.2 / 1/4	6 / -	-

For total depth add 2" for bumper and 1" for handle. Height includes 6" legs or casters and 4" backsplash.  ADA compliant models feature 3" casters and reduce height to 36 1/2".

#### FOAMED-IN PLACE WORKTOP REFRIGERATORS 29" BASE WITH DRAWERS - SPECIFICATIONS

	MODELS	LIST PRICE	CRATED WEIGHT	CUBIC FEET	EXT. DIMENSIONS - W x D x H	VOLTS / AMPS / HP	DRAWERS/ DOORS	SHELVES
<b>27"</b>	WTRD27A-2-FIP	\$5,700	164	7.3	27" x 29 1/4" x 39 1/2"	115 / 4.0 / 1/6	2 / -	-
<b>36"</b>	WTRD36A-2-FIP	\$7,393	210	8.5	36" x 29 1/4" x 39 1/2"	115 / 3.3 / 1/5	2 / -	-
<b>48"</b>	WTRD48A-2-FIP	\$7,675	242	13.9	48" x 29 1/4" x 39 1/2"	115 / 3.3 / 1/5	2 / 1	2
	WTRD48A-4-FIP	\$9,500	242	13.9	48" x 29 1/4" x 39 1/2"	115 / 3.3 / 1/5	4 / -	-
<b>60"</b>	WTRD60A-2-FIP	\$8,300	271	17.1	60" x 29 1/4" x 39 1/2"	115 / 8.2 / 1/4	2 / 1	2
	WTRD60A-4-FIP	\$10,100	271	17.1	60" x 29 1/4" x 39 1/2"	115 / 8.2 / 1/4	4 / -	-
<b>72"</b>	WTRD72AY-2-FIP	\$10,400	330	21.5	72" x 29 1/4" x 39 1/2"	115 / 8.2 / 1/4	2 / 2	4
	WTRD72AY-4-FIP	\$11,209	330	21.5	72" x 29 1/4" x 39 1/2"	115 / 8.2 / 1/4	4 / 1	2
	WTRD72AY-6-FIP	\$13,194	330	21.5	72" x 29 1/4" x 39 1/2"	115 / 8.2 / 1/4	6 / -	-

For total depth add 2" for bumper and 1" for handle. Height includes 6" legs or casters and 4" backsplash.  ADA compliant models feature 3" casters and reduce height to 36 1/2".

#### FLAT TOP WORKTOP REFRIGERATORS 29" BASE WITH DRAWERS - SPECIFICATIONS

	MODELS	LIST PRICE	CRATED WEIGHT	CUBIC FEET	EXT. DIMENSIONS - W x D x H	VOLTS / AMPS / HP	DRAWERS/ DOORS	SHELVES
<b>27"</b>	WTRD27A-2-FLT	\$5,700	164	7.3	27" x 29 1/4" x 35 5/8"	115 / 4.0 / 1/6	2 / -	-
<b>36"</b>	WTRD36A-2-FLT	\$7,393	210	8.5	36" x 29 1/4" x 35 5/8"	115 / 3.3 / 1/5	2 / -	-
<b>48"</b>	WTRD48A-2-FLT	\$7,675	242	13.9	48" x 29 1/4" x 35 5/8"	115 / 3.3 / 1/5	2 / 1	2
	WTRD48A-4-FLT	\$9,500	242	13.9	48" x 29 1/4" x 35 5/8"	115 / 3.3 / 1/5	4 / -	-
<b>60"</b>	WTRD60A-2-FLT	\$8,300	271	17.1	60" x 29 1/4" x 35 5/8"	115 / 8.2 / 1/4	2 / 1	2
	WTRD60A-4-FLT	\$10,100	271	17.1	60" x 29 1/4" x 35 5/8"	115 / 8.2 / 1/4	4 / -	-
<b>72"</b>	WTRD72AY-2-FLT	\$10,400	330	21.5	72" x 29 1/4" x 35 5/8"	115 / 8.2 / 1/4	2 / 2	4
	WTRD72AY-4-FLT	\$11,209	330	21.5	72" x 29 1/4" x 35 5/8"	115 / 8.2 / 1/4	4 / 1	2
	WTRD72AY-6-FLT	\$13,194	330	21.5	72" x 29 1/4" x 35 5/8"	115 / 8.2 / 1/4	6 / -	-

For total depth add 2" for bumper and 1" for handle. Height includes 6" legs or casters and 4" backsplash.  ADA compliant models feature 3" casters and reduce height to 36 1/2".



## GLASS DOOR WORKTOP FREEZERS 29" BASE - SPECIFICATIONS

	MODELS	LIST PRICE	CRATED WEIGHT	CUBIC FEET	EXT. DIMENSIONS - W x D x H	VOLTS / AMPS / HP	DOORS/ SHELVES
24"	WTF24A-25	\$6,550	181	7.3	24" x 29 1/4" x 39 1/2"	115 / 6.0 / 1/4	1 / 2
	WTF24A-25-FIP	\$6,550	181	7.3	24" x 29 1/4" x 39 1/2"	115 / 6.0 / 1/4	1 / 2
	WTF24A-25-FLT	\$6,550	181	7.3	24" x 29 1/4" x 35 5/8"	115 / 6.0 / 1/4	1 / 2
27"	WTF27A-25	\$5,259	166	7.3	27" x 29 1/4" x 39 1/2"	115 / 6.0 / 1/4	1 / 2
	WTF27A-25-FIP	\$5,259	166	7.3	27" x 29 1/4" x 39 1/2"	115 / 6.0 / 1/4	1 / 2
	WTF27A-25-FLT	\$5,259	166	7.3	27" x 29 1/4" x 35 5/8"	115 / 6.0 / 1/4	1 / 2

## REMOVEABLE BACKSPLASH WORKTOP FREEZERS - 29" BASE - SPECIFICATIONS

	MODELS	LIST PRICE	CRATED WEIGHT	CUBIC FEET	EXT. DIMENSIONS - W x D x H	VOLTS / AMPS / HP	DOORS/ SHELVES
24"	WTF24A	\$4,550	166	7.0	24" x 29 1/4" x 39 1/2"	115 / 6.0 / 1/4	1 / 2
	WTF24A-FB	\$5,950	201	5.0	24" X 27" X 37 1/2"	115 / 5.5 / 1/4	1 / 2
27"	WTF27AY	\$4,550	166	7.3	27" x 29 1/4" x 39 1/2"	115 / 6.0 / 1/4	1 / 2
36"	WTF36A	\$6,153	218	8.5	36" x 29 1/4" x 39 1/2"	115 / 6.0 / 1/3	2 / 2
48"	WTF48AY	\$6,700	246	13.9	48" x 29 1/4" x 39 1/2"	115 / 7.0 / 1/3	2 / 4
60"	WTF60A	\$8,300	265	17.1	60" X 29 1/4" X 39 1/2"	115 / 7.0 / 1/3	2 / 4

For total depth add 2" for bumper and 1" for handle. Height includes 6" legs or casters and 4" backsplash.  ADA compliant models feature 3" casters and reduce height to 36 1/2".

## FOAMED-IN PLACE BACKSPLASH FREEZERS - 29" BASE - SPECIFICATIONS

	MODELS	LIST PRICE	CRATED WEIGHT	CUBIC FEET	EXT. DIMENSIONS - W x D x H	VOLTS / AMPS / HP	DOORS/ SHELVES
24"	WTF24A-FIP	\$4,550	166	7.0	24" x 29 1/4" x 39 1/2"	115 / 6.0 / 1/4	1 / 2
27"	WTF27AY-FIP	\$4,550	166	7.3	27" x 29 1/4" x 39 1/2"	115 / 6.0 / 1/4	1 / 2
36"	WTF36A-FIP	\$6,153	218	8.5	36" x 29 1/4" x 39 1/2"	115 / 6.0 / 1/3	2 / 2
48"	WTF48AY-FIP	\$6,700	246	13.9	48" x 29 1/4" x 39 1/2"	115 / 7.0 / 1/3	2 / 4
60"	WTF60A-FIP	\$8,300	265	17.1	60" X 29 1/4" X 39 1/2"	115 / 7.0 / 1/3	2 / 4

For total depth add 2" for bumper and 1" for handle. Height includes 6" legs or casters and 4" backsplash.  ADA compliant models feature 3" casters and reduce height to 36 1/2".

## FLAT TOP WORKTOP FREEZERS - 29" BASE - SPECIFICATIONS

	MODELS	LIST PRICE	CRATED WEIGHT	CUBIC FEET	EXT. DIMENSIONS - W x D x H	VOLTS / AMPS / HP	DOORS/ SHELVES
24"	WTF24A-FLT	\$4,550	166	7.0	24" x 24 1/4" x 35 5/8"	115 / 6.0 / 1/4	1 / 2
27"	WTF27AY-FLT	\$4,550	166	7.3	27" x 29 1/4" x 35 5/8"	115 / 6.0 / 1/4	1 / 2
36"	WTF36A-FLT	\$6,153	218	8.5	36" x 29 1/4" x 35 5/8"	115 / 6.0 / 1/3	2 / 2
48"	WTF48AY-FLT	\$6,700	246	13.9	48" x 29 1/4" x 35 5/8"	115 / 7.0 / 1/3	2 / 4
60"	WTF60A-FLT	\$8,300	265	17.1	60" X 29 1/4" X 35 5/8"	115 / 7.0 / 1/3	2 / 4

For total depth add 2" for bumper and 1" for handle. Height includes 6" legs or casters and 4" backsplash.  ADA compliant models feature 3" casters and reduce height to 36 1/2".

# WORKTOP REFRIGERATORS & FREEZERS

- ▶ Refrigerators, Freezers & Dual Temperature Models - 29" Base
- ▶ Drawer Models, Foamed-In Place, Flat Top

**TESTED & CERTIFIED TO AMBIENT CLASS OF 100°F**

## WORKTOP FREEZERS 29" BASE WITH DRAWERS - SPECIFICATIONS

	MODELS	LIST PRICE	CRATED WEIGHT	CUBIC FEET	EXT. DIMENSIONS - W x D x H	VOLTS / AMPS / HP	DRAWERS/DOORS	SHELVES
<b>27"</b>	WTFD27A-2	\$6,400	164	7.3	27" x 29 1/4" x 39 1/2"	115 / 4.0 / 1/6	2 / -	-
<b>36"</b>	WTFD36A-2	\$8,100	210	8.5	36" x 29 1/4" x 39 1/2"	115 / 3.3 / 1/5	2 / -	-
<b>48"</b>	WTFD48A-2	\$8,300	242	13.9	48" x 29 1/4" x 39 1/2"	115 / 3.3 / 1/5	2 / 1	2
	WTFD48A-4	\$8,600	242	13.9	48" x 29 1/4" x 39 1/2"	115 / 3.3 / 1/5	4 / -	-
<b>60"</b>	WTFD60A-2	\$10,000	271	17.1	60" x 29 1/4" x 39 1/2"	115 / 8.2 / 1/4	2 / 1	2
	WTFD60A-4	\$10,200	271	17.1	60" x 29 1/4" x 39 1/2"	115 / 8.2 / 1/4	4 / -	-

For total depth add 2" for bumper and 1" for handle. Height includes 6" legs or casters and 4" backslash.  ADA compliant models feature 3" casters and reduce height to 36 1/2".

## FOAMED-IN PLACE WORKTOP FREEZERS 29" BASE WITH DRAWERS - SPECIFICATIONS

	MODELS	LIST PRICE	CRATED WEIGHT	CUBIC FEET	EXT. DIMENSIONS - W x D x H	VOLTS / AMPS / HP	DRAWERS/DOORS	SHELVES
<b>27"</b>	WTFD27A-2-FIP	\$6,400	164	7.3	27" x 29 1/4" x 39 1/2"	115 / 4.0 / 1/6	2 / -	-
<b>36"</b>	WTFD36A-2-FIP	\$8,100	210	8.5	36" x 29 1/4" x 39 1/2"	115 / 3.3 / 1/5	2 / -	-
<b>48"</b>	WTFD48A-2-FIP	\$8,300	242	13.9	48" x 29 1/4" x 39 1/2"	115 / 3.3 / 1/5	2 / 1	2
	WTFD48A-4-FIP	\$8,600	242	13.9	48" x 29 1/4" x 39 1/2"	115 / 3.3 / 1/5	4 / -	-
<b>60"</b>	WTFD60A-2-FIP	\$10,000	271	17.1	60" x 29 1/4" x 39 1/2"	115 / 8.2 / 1/4	2 / 1	2
	WTFD60A-4-FIP	\$10,200	271	17.1	60" x 29 1/4" x 39 1/2"	115 / 8.2 / 1/4	4 / -	-

For total depth add 2" for bumper and 1" for handle. Height includes 6" legs or casters and 4" backslash.  ADA compliant models feature 3" casters and reduce height to 36 1/2".

## FLAT TOP WORKTOP FREEZERS 29" BASE WITH DRAWERS - SPECIFICATIONS

	MODELS	LIST PRICE	CRATED WEIGHT	CUBIC FEET	EXT. DIMENSIONS - W x D x H	VOLTS / AMPS / HP	DRAWERS/DOORS	SHELVES
<b>27"</b>	WTFD27A-2-FLT	\$6,400	164	7.3	27" x 29 1/4" x 35 5/8"	115 / 4.0 / 1/6	2 / -	-
<b>36"</b>	WTFD36A-2-FLT	\$8,100	210	8.5	36" x 29 1/4" x 35 5/8"	115 / 3.3 / 1/5	2 / -	-
<b>48"</b>	WTFD48A-2-FLT	\$8,300	242	13.9	48" x 29 1/4" x 35 5/8"	115 / 3.3 / 1/5	2 / 1	2
	WTFD48A-4-FLT	\$8,600	242	13.9	48" x 29 1/4" x 35 5/8"	115 / 3.3 / 1/5	4 / -	-
<b>60"</b>	WTFD60A-2-FLT	\$10,000	271	17.1	60" x 29 1/4" x 35 5/8"	115 / 8.2 / 1/4	2 / 1	2
	WTFD60A-4-FLT	\$10,200	271	17.1	60" x 29 1/4" x 35 5/8"	115 / 8.2 / 1/4	4 / -	-

For total depth add 2" for bumper and 1" for handle. Height includes 6" legs or casters and 4" backslash.  ADA compliant models feature 3" casters and reduce height to 36 1/2".



## AVAILABLE ACCESSORIES:

- ▶ Cutting Board Top Options
- ▶ Shelf Dividers
- ▶ Overshelf Kits
- ▶ Composite Cutting Boards
- ▶ Foot Pedal Door Opener



YOUR COMPLETE REFRIGERATION SOURCE

## DUAL-TEMP WORKTOP REFRIGERATORS/FREEZERS - SPECIFICATIONS

	MODELS	LIST PRICE	CRATED WEIGHT	CUBIC FEET	EXT. DIMENSIONS – W x D x H	VOLTS / AMPS / HP	DOORS/ SHELVES
<b>48"</b>	WTRF48A	\$8,600	224	12.6	48" x 29 1/4" x 39 1/2"	115 / 4.0 / 1/6 - REFER 115 / 6.0 / 1/4 - FREEZER	2 / 4
	WTRF48A-FIP	\$8,600	224	12.6	48" x 29 1/4" x 39 1/2"	115 / 4.0 / 1/6 - REFER 115 / 6.0 / 1/4 - FREEZER	2 / 4
	WTRF48A-FLT	\$8,600	224	12.6	48" x 29 1/4" x 35 1/2"	115 / 4.0 / 1/6 - REFER 115 / 6.0 / 1/4 - FREEZER	2 / 4
<b>50"</b>	WTRF50A	\$8,755	245	14.6	50" x 29 1/4" x 39 1/2"	115 / 4.0 / 1/6 - REFER 115 / 6.0 / 1/4 - FREEZER	2 / 4
	WTRF50A-FIP	\$8,755	245	14.6	50" x 29 1/4" x 39 1/2"	115 / 4.0 / 1/6 - REFER 115 / 6.0 / 1/4 - FREEZER	2 / 4
	WTRF50A-FLT	\$8,755	245	14.6	50" x 29 1/4" x 35 1/2"	115 / 4.0 / 1/6 - REFER 115 / 6.0 / 1/4 - FREEZER	2 / 4
<b>52"</b>	WTRF52A	\$9,017	245	15.5	52" x 29 1/4" x 39 1/2"	115 / 4.0 / 1/6 - REFER 115 / 6.0 / 1/4 - FREEZER	2 / 4
	WTRF52A-FIP	\$9,017	245	15.5	52" x 29 1/4" x 39 1/2"	115 / 4.0 / 1/6 - REFER 115 / 6.0 / 1/4 - FREEZER	2 / 4
	WTRF52A-FLT	\$9,017	245	15.5	52" x 29 1/4" x 35 1/2"	115 / 4.0 / 1/6 - REFER 115 / 6.0 / 1/4 - FREEZER	2 / 4

For total depth add 2" for bumper and 1" for handle. Height includes 6" legs or casters and 4" backsplash. ADA compliant models feature 3" casters and reduce height to 36 1/2".

## WORKTOP REFRIGERATORS SHALLOW DEPTH - SPECIFICATIONS

	MODELS	LIST PRICE	CRATED WEIGHT	CUBIC FEET	EXT. DIMENSIONS – W x D x H	VOLTS / AMPS / HP	DRAWERS/ DOORS
<b>20"</b>	WTR20Y	\$4,153	116	2.7	20" X 22 17/32" X 31 9/32"	115 / 3.0 / 1/6	1 / 2
	WTR20Y-FIP	\$4,153	116	2.7	20" X 22 17/32" X 31 9/32"	115 / 3.0 / 1/6	1 / 2
	WTR20Y-FLT	\$4,153	116	2.7	20" X 22 17/32" X 31 9/32"	115 / 3.0 / 1/6	1 / 2
<b>27"</b>	WTR27	\$3,806	160	6.2	27" x 25 3/4" X 39 1/2"	115 / 4.0 / 1/6	1 / 2
	WTR27-FIP	\$3,806	160	6.2	27" x 25 3/4" X 39 1/2"	115 / 4.0 / 1/6	1 / 2
	WTR27-FLT	\$3,806	160	6.2	27" x 25 3/4" X 39 1/2"	115 / 4.0 / 1/6	1 / 2
<b>34"</b>	WTR34Y	\$5,788	171	5.5	34" X 22 23/32" X 31 9/32"	115 / 3.0 / 1/6	2 / 4
	WTR34Y-FIP	\$5,788	171	5.5	34" X 22 23/32" X 31 9/32"	115 / 3.0 / 1/6	2 / 4
	WTR34Y-FLT	\$5,788	171	5.5	34" X 22 23/32" X 31 9/32"	115 / 3.0 / 1/6	2 / 4

## WORKTOP FREEZERS SHALLOW DEPTH - SPECIFICATIONS

	MODELS	LIST PRICE	CRATED WEIGHT	CUBIC FEET	EXT. DIMENSIONS – W x D x H	VOLTS / AMPS / HP	DRAWERS/ DOORS
<b>20"</b>	WTF20Y	\$4,333	137	2.7	20" X 22 17/32" X 31 9/32"	115 / 5.3 / 1/4	1 / 2
	WTF20Y-FIP	\$4,333	137	2.7	20" X 22 17/32" X 31 9/32"	115 / 5.3 / 1/4	1 / 2
	WTF20Y-FLT	\$4,333	137	2.7	20" X 22 17/32" X 31 9/32"	115 / 5.3 / 1/4	1 / 2
<b>24"</b>	WTF24A	\$4,550	165	7.0	24" x 29 1/4" x 39 1/2"	115 / 6.0 / 1/4	1 / 2
<b>27"</b>	WTF27Y	\$4,550	162	6.2	27" X 25 3/4" X 39 1/2"	115 / 6.0 / 1/4	1 / 2
	WTF27Y-FIP	\$4,550	162	6.2	27" X 25 3/4" X 39 1/2"	115 / 6.0 / 1/4	1 / 2
	WTF27Y-FLT	\$4,550	162	6.2	27" X 25 3/4" X 35 1/2"	115 / 6.0 / 1/4	1 / 2

## OPTIONAL SUFFIX LEGEND

SUFFIX	OPTION
<b>-02</b>	S/S Interior
<b>-09</b>	Door Locks
<b>-16</b>	3" Casters (UCR34Y Only)
<b>-23</b>	3" Casters
<b>-24</b>	Left Hand Hinge Door(s) (Excludes UCR34Y)
<b>-25</b>	Glass Door(s) with LED Light
<b>-29</b>	Door Thermometer
<b>-46</b>	Left Hinge Door(s) & 3" Casters Packed
Specify model + optional suffix when placing order. See Accessories Section for pricing.	

# WORKTOP REFRIGERATORS & FREEZERS

## ► Worktop Refrigerators & Freezers - 32" Base

### TESTED & CERTIFIED TO AMBIENT CLASS OF 100°F

#### Worktop Refrigerators & Freezers 32" Base FEATURES:

##### Cabinet Finish

Stainless steel exterior front, top and sides. Aluminum interior to prevent corrosion.

##### 100% Front Breathing

##### Heavy Duty Construction

2" CFC and HCFC-free foamed-in-place polyurethane insulation.

##### Durable Worktop

2 1/2" thick 16 gauge stainless steel worktop for added durability.

##### Built-In Backsplash

4" High built-in backsplash.

##### 120° Stay-Open Door Feature

##### 2 Epoxy Coated Shelves Per Door Section Standard

(Models with doors) Includes 1 large shelf, 1 small shelf.

##### Field Reversible Doors

##### Door and Drawer Units Available

##### Drawer Pan Supports

Heavy duty pan supports provided hold pans in place. Drawers accommodate up to 6" deep pans. Food service pans are not included.

##### Snap-In Door and Drawer Gaskets

Easy to remove for cleaning or replacement without service agency.

##### Cartidge style Hinges

##### 6" Heavy Duty Casters Standard (3" Casters or 6" Legs Optional)

3" caster (ADA Compliant) or 6" leg option available at no charge when specified on order (in lieu of 6" casters).

##### Refrigeration System

Operates at 36°–38°F for optimum food preservation.

##### Environmentally Friendly Refrigerant

Refrigerators utilize R134a & freezers utilize R404a refrigerant, which are CFC and HCFC-free for compliance with environmental safety standards.

##### Agency Certifications



Products that have earned the ENERGY STAR® are designed to protect the environment through superior energy efficiency. For a complete list of qualified models, visit [www.energystar.gov/cfs](http://www.energystar.gov/cfs). Click on Commercial Refrigerators & Freezers on the right-hand side of the page.

### STANDARD

16 Gauge  
Stainless  
Steel Top

WTR67A,  
WTF67A



WTRD67A-2



WTRD67A-4



### OPTIONAL SUFFIX LEGEND

SUFFIX	OPTION
-09	Door Locks
-17	6" Legs
-23	3" Casters
-24	Left Hand Hinge Door(s)

Specify model + optional suffix when placing order. See Accessories Section for pricing.

### WORKTOP FREEZER 32" BASE - SPECIFICATIONS

	MODELS	LIST PRICE	CRATED WEIGHT	CUBIC FEET	EXT. DIMENSIONS - W x D x H	VOLTS / AMPS / HP	DOORS / SHELVES
67"	WTF67A	\$10,990	431	27	67" x 32" x 39 1/2"	115 / 8.6 / 3/4	2 / 4

For total depth add 2" for bumper and 1" for handle. Height includes 6" legs casters and 4" backsplash. ♿ ADA compliant models feature 3" casters and reduces height to 36 1/2".

## AVAILABLE ACCESSORIES:

- ▶ Cutting Board Top Options
- ▶ Shelf Dividers
- ▶ Overshelf Kits
- ▶ Composite Cutting Boards
- ▶ Foot Pedal Door Opener



YOUR COMPLETE REFRIGERATION SOURCE

## WORKTOP REFRIGERATORS 32" BASE - SPECIFICATIONS

	MODELS	LIST PRICE	CRATED WEIGHT	CUBIC FEET	EXT. DIMENSIONS - W x D x H	VOLTS / AMPS / HP	DOORS / SHELVES
<b>41"</b>	WTR41	\$5,213	295	8.3	41" x 32" x 39 1/2"	115 / 5.5 / 1/4	1 / 2
<b>46"</b>	WTR46A	\$6,300	330	16.7	46" x 32" x 39 1/2"	115 / 6.3 / 1/4	1 / 2
<b>67"</b>	WTR67A	\$7,850	420	27	67" x 32" x 39 1/2"	115 / 6.3 / 1/4	2 / 4
<b>93"</b>	WTR93A	\$10,430	546	39.8	93" x 32" x 39 1/2"	115 / 8.6 / 1/3	3 / 6
<b>119"</b>	WTR119A	\$14,340	675	52.5	119" x 32" x 39 1/2"	115 / 8.6 / 1/3	4 / 8

For total depth add 2" for bumper and 1" for handle. Height includes 6" legs or casters and 4" backsplash. ADA compliant models feature 3" casters and reduces height to 36 1/2".

## WORKTOP REFRIGERATORS 32" BASE WITH DRAWERS - SPECIFICATIONS

	MODELS	LIST PRICE	CRATED WEIGHT	CUBIC FEET	EXT. DIMENSIONS - W x D x H	VOLTS / AMPS / HP	DRAWERS / DOORS	SHELVES
<b>46"</b>	WTRD46A-2	\$8,540	225	16.7	46" x 32" x 39 1/2"	115 / 6.3 / 1/4	2 / -	-
<b>67"</b>	WTRD67A-2	\$9,990	410	27	67" x 32" x 39 1/2"	115 / 6.3 / 1/4	2 / 1	2
	WTRD67A-4	\$12,300	410	27	67" x 32" x 39 1/2"	115 / 6.3 / 1/4	4 / -	-
<b>93"</b>	WTRD93A-2	\$12,625	486	39.8	93" x 32" x 39 1/2"	115 / 8.6 / 1/3	2 / 2	4
	WTRD93A-4	\$14,825	486	39.8	93" x 32" x 39 1/2"	115 / 8.6 / 1/3	4 / 1	2
	WTRD93A-6	\$17,100	486	39.8	93" x 32" x 39 1/2"	115 / 8.6 / 1/3	6 / -	-
<b>119"</b>	WTRD119A-2	\$15,727	604	52.5	119" x 32" x 39 1/2"	115 / 8.6 / 1/3	2 / 3	6
	WTRD119A-4	\$17,902	604	52.5	119" x 32" x 39 1/2"	115 / 8.6 / 1/3	4 / 2	4
	WTRD119A-6	\$20,078	604	52.5	119" x 32" x 39 1/2"	115 / 8.6 / 1/3	6 / 1	2
	WTRD119A-8	\$21,696	604	52.5	119" x 32" x 39 1/2"	115 / 8.6 / 1/3	8 / -	-

For total depth add 2" for bumper and 1" for handle. Height includes 6" legs or casters and 4" backsplash. ADA compliant models feature 3" casters and reduces height to 36 1/2".

## DRAWER SUPPORT CAPACITY - PER DRAWER

MODELS	# OF PANS SUPPORTS (SUPPLIED)	POSSIBLE PAN CONFIGURATION		POSSIBLE PAN CONFIGURATION	
		1 full	3 1/6 size	2 1/2 size	3 1/6 size
WTRD46 - WTRD119	2	3 1/3 size	3 1/6 size	9 1/6 size	

# UNDERCOUNTERS

## ► Undercounter Refrigerators and Freezers 32" Base

### TESTED & CERTIFIED TO AMBIENT CLASS OF 100°F

#### Undercounter Refrigerators & Freezers 32" Base FEATURES:

##### Cabinet Finish

Stainless steel exterior front, top and sides. Aluminum interior to prevent corrosion.

##### Heavy Duty Construction

2" CFC and HCFC-free foamed-in-place polyurethane insulation.

##### Durable Sub-Top

1/2" Insulated Sub-Top for added durability.

##### 120° Stay-Open Door Feature

##### 2 Epoxy Coated Shelves Per Door Section Standard

(Models with doors) Includes 1 large shelf, 1 small shelf.

##### Field Reversible Doors

##### Door and Drawer Units Available

##### Drawer Pan Supports

Heavy duty pan supports provided hold pans in place. Top and bottom drawers accommodate up to 6" deep pans. Food service pans are not included.

##### Snap-In Door and Drawer Gaskets

Easy to remove for cleaning or replacement without service agency.

##### Cartridge Style Hinges Eliminates Door Sagging

##### Field Reversible Doors

##### 6" Heavy Duty Casters Standard (3" Casters or 6" Legs Optional)

3" caster (ADA Compliant) or 6" leg option available at no charge when specified on order (in lieu of 6" casters).

##### Refrigeration System

Refrigerators operate at 36°–38°F for optimum food preservation. Freezer models temperature is held at 0°F and below.

##### Environmentally Friendly Refrigerant

Refrigerators utilize R134a & Freezers utilize R404A refrigerant, which are CFC and HCFC-free for compliance with environmental safety standards.

##### Agency Certifications



UCF67A/UCR67A



UCRD67A-2



UCR93A



UCRD93A-2



Products that have earned the ENERGY STAR® are designed to protect the environment through superior energy efficiency. For a complete list of qualified models, visit [www.energystar.gov/cfs](http://www.energystar.gov/cfs). Click on Commercial Refrigerators & Freezers on the right-hand side of the page.

### UNDERCOUNTER FREEZERS 32" BASE - SPECIFICATIONS

	MODELS	LIST PRICE	CRATED WEIGHT	CUBIC FEET	EXT. DIMENSIONS – W x D x H	VOLTS / AMPS / HP	DOORS / SHELVES
<b>67"</b>	UCF67A	\$10,825	266	19.21	67" x 32" x 34 1/2"	115 / 8.6 / 3/4	2 / 4

For total depth add 2" for bumper and 1" for handle. Height includes 6" legs or casters. ♿ ADA compliant models feature 3" casters and reduces height to 31 1/2".





## UNDERCOUNTER REFRIGERATORS 32" BASE - SPECIFICATIONS

	MODELS	LIST PRICE	CRATED WEIGHT	CUBIC FEET	EXT. DIMENSIONS - W x D x H	VOLTS / AMPS / HP	DOORS / SHELVES
<b>41"</b>	UCR41A	\$5,622	321	14.75	41" X 32" X 34 1/2"	115 / 6.3 / 1/4	1 / 2
<b>46"</b>	UCR46A	\$6,140	240	16.2	46" x 32" x 34 1/2"	115 / 6.3 / 1/4	1 / 2
<b>67"</b>	UCR67A	\$7,680	226	19.21	67" x 32" x 34 1/2"	115 / 6.3 / 1/4	2 / 4
<b>93"</b>	UCR93A	\$9,840	495	29.7	93" x 32" x 34 1/2"	115 / 8.6 / 1/3	3 / 6
<b>119"</b>	UCR119A	\$13,775	590	40.5	119" x 32" x 34 1/2"	115 / 8.6 / 1/3	4 / 8

For total depth add 2" for bumper and 1" for handle. Height includes 6" legs or casters. ADA compliant models feature 3" casters and reduces height to 31 1/2".

## UNDERCOUNTER REFRIGERATORS 32" BASE WITH DRAWERS - SPECIFICATIONS

	MODELS	LIST PRICE	CRATED WEIGHT	CUBIC FEET	EXT. DIMENSIONS - W x D x H	VOLTS / AMPS / HP	DRAWERS / DOORS	SHELVES
<b>46"</b>	UCRD46A-2	\$8,375	180	16.2	46" x 32" x 34 1/2"	115 / 6.3 / 1/4	2 / -	-
<b>67"</b>	UCRD67A-2	\$9,900	342	27	67" x 32" x 34 1/2"	115 / 6.3 / 1/4	2 / 1	2
	UCRD67A-4	\$12,125	342	27	67" x 32" x 34 1/2"	115 / 6.3 / 1/4	4 / -	-
<b>93"</b>	UCRD93A-2	\$11,990	442	39.8	93" x 32" x 34 1/2"	115 / 8.6 / 1/3	2 / 2	4
	UCRD93A-4	\$14,300	442	39.8	93" x 32" x 34 1/2"	115 / 8.6 / 1/3	4 / 1	2
	UCRD93A-6	\$16,500	442	39.8	93" x 32" x 34 1/2"	115 / 8.6 / 1/3	6 / -	-
<b>119"</b>	UCRD119A-2	\$14,602	535	52.5	119" x 32" x 34 1/2"	115 / 8.6 / 1/3	2 / 3	6
	UCRD119A-4	\$16,860	535	52.5	119" x 32" x 34 1/2"	115 / 8.6 / 1/3	4 / 2	4
	UCRD119A-6	\$19,116	535	52.5	119" x 32" x 34 1/2"	115 / 8.6 / 1/3	6 / 1	2
	UCRD119A-8	\$21,375	535	52.5	119" x 32" x 34 1/2"	115 / 8.6 / 1/3	8 / -	-

For total depth add 2" for bumper and 1" for handle. Height includes 6" legs or casters. ADA compliant models feature 3" casters and reduces height to 31 1/2".

## DRAWER SUPPORT CAPACITY

MODELS	# OF PANS SUPPORTS (SUPPLIED)	POSSIBLE PAN CONFIGURATION		POSSIBLE PAN CONFIGURATION	
UCRD46 - UCRD119	2	1 full	3 1/6 size	2 1/2 size	3 1/6 size
		3 1/3 size	3 1/6 size	9 1/6 size	

## OPTIONAL SUFFIX LEGEND

SUFFIX	OPTION
<b>-09</b>	Door Locks (Door Units Only)
<b>-17</b>	6" Legs
<b>-23</b>	3" Casters
<b>-24</b>	Left Hand Hinge Door(s)
<b>-24-23</b>	Left Hand Hinge Door(s), 3" Casters
<b>-29</b>	Door Thermometer

Specify model + optional suffix when placing order.  
See Accessories Section for pricing.

# UNDERCOUNTERS

## ► Undercounter Refrigerators & Freezers - 29" Base

### TESTED & CERTIFIED TO AMBIENT CLASS OF 100°F

#### Undercounter Refrigerators & Freezers 29" Base FEATURES:

##### Cabinet Finish

Stainless steel exterior front, top and sides. Aluminum interior to prevent corrosion.

##### Heavy Duty Construction

2" CFC and HCFC-free foamed-in-place polyurethane insulation.

##### Durable Sub-Top

1/2" Insulated Sub-Top for added durability.

##### 120° Stay-Open Door Feature

##### 2 Epoxy Coated Shelves Per Door Section Standard

(Models with doors) Includes 1 large shelf, 1 small shelf.

##### Field Reversible Doors

##### Snap-In Door and Drawer Gaskets

Easy to remove for cleaning or replacement without service agency.

##### Cartridge Style Hinges

Eliminates door sagging.

##### Field Reversible Doors

##### 6" Heavy Duty Casters Standard (3" Casters or 6" Legs Optional)

3" caster (ADA Compliant) or 6" leg option available at no charge when specified on order (in lieu of 6" casters).

##### Refrigeration System

Refrigerators operate at 36°–38°F for optimum food preservation. Freezer models temperature is held at 0°F and below.

##### Agency Certifications



Products that have earned the ENERGY STAR® are designed to protect the environment through superior energy efficiency. For a complete list of qualified models, visit [www.energystar.gov/cfs](http://www.energystar.gov/cfs). Click on Commercial Refrigerators & Freezers on the right-hand side of the page.



UCRD36A

UCR27A



UCRD27A-2



UCR48A

### OPTIONAL SUFFIX LEGEND

SUFFIX	OPTION
-09	Door Locks (Door Units Only)
-17	6" Legs
-23	3" Casters
-24	Left Hand Hinge Door(s)
-24-23	Left Hand Hinge Door(s), 3" Casters
-25	Glass Door(s) with LED Light
-29	Door Thermometer
-46	Left Hand Hinge Door(s), Glass Door(s), 3" Casters

Specify model + optional suffix when placing order.  
See Accessories Section for pricing.

## AVAILABLE ACCESSORIES:

- ▶ Cutting Board Top Options
- ▶ Stacking Collars (27" models only)
- ▶ Shelf Dividers
- ▶ Overshelf Kits
- ▶ Composite Cutting Boards
- ▶ Foot Pedal Door Opener



YOUR COMPLETE REFRIGERATION SOURCE

## UNDERCOUNTER REFRIGERATORS 29" BASE - SPECIFICATIONS

	MODELS	LIST PRICE	CRATED WEIGHT	CUBIC FEET	EXT. DIMENSIONS - W x D x H	VOLTS / AMPS / HP	DOORS / SHELVES
<b>24"</b>	UCR24A	\$3,775	155	7.0	24" x 29 1/4" x 34 1/2"	115 / 4.0 / 1/6	1 / 2
<b>27"</b>	UCR27A	\$3,745	158	7.3	27" x 29 1/4" x 34 1/2"	115 / 4.0 / 1/6	1 / 2
<b>36"</b>	UCR36A	\$5,050	210	8.5	36" x 29 1/4" x 34 1/2"	115 / 3.3 / 1/5	2 / 2
<b>48"</b>	UCR48A	\$5,650	225	13.9	48" x 29 1/4" x 34 1/2"	115 / 3.3 / 1/5	2 / 4
<b>60"</b>	UCR60A	\$6,275	266	17.1	60" x 29 1/4" x 34 1/2"	115 / 8.2 / 1/4	2 / 4
<b>72"</b>	UCR72AY	\$7,180	305	21.5	72" x 29 1/4" x 34 1/2"	115 / 4.5 / 1/5	3 / 6

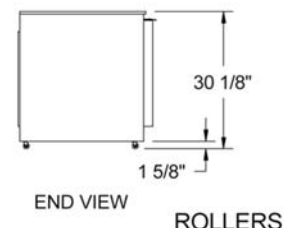
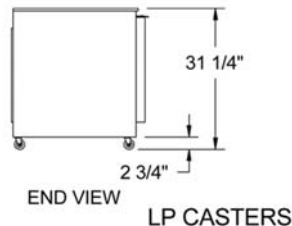
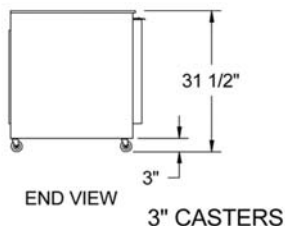
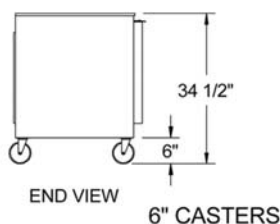
*For total depth add 2" for bumper and 1" for handle. Height includes 6" legs or casters. ADA compliant models feature 3" casters and reduces height to 31 1/2".*

## UNDERCOUNTER REFRIGERATORS 29" BASE WITH DRAWERS - SPECIFICATIONS

	MODELS	LIST PRICE	CRATED WEIGHT	CUBIC FEET	EXT. DIMENSIONS - W x D x H	VOLTS / AMPS / HP	DOORS / SHELVES
<b>27"</b>	UCRD27A-2	\$5,600	157	7.3	27" x 29 1/4" x 34 1/2"	115 / 4.0 / 1/6	2
<b>36"</b>	UCRD36A-2	\$7,171	321	8.5	36" x 29 1/4" x 34 5/8"	115 / 3.3 / 1/5	2
<b>48"</b>	UCRD48A-2	\$7,500	180	13.9	48" x 29 1/4" x 34 1/2"	115 / 3.3 / 1/5	2 / 1
	UCRD48A-4	\$9,385	180	13.9	48" x 29 1/4" x 34 1/2"	115 / 3.3 / 1/5	4 / -
<b>60"</b>	UCRD60A-2	\$8,125	235	17.1	60" x 29 1/4" x 34 1/2"	115 / 8.2 / 1/4	2 / 1
	UCRD60A-4	\$9,990	235	17.1	60" x 29 1/4" x 34 1/2"	115 / 8.2 / 1/4	4 / -
<b>72"</b>	UCRD72A-2	\$8,961	372	21.5	72" x 29 1/4" x 34 1/2"	115 / 8.2 / 1/4	2 / 2
	UCRD72A-4	\$10,944	372	21.5	72" x 29 1/4" x 34 1/2"	115 / 8.2 / 1/4	4 / 1
	UCRD72A-6	\$12,928	372	21.5	72" x 29 1/4" x 34 1/2"	115 / 8.2 / 1/4	6 / -

*For total depth add 2" for bumper and 1" for handle. Height includes 6" legs or casters. ADA compliant models feature 3" casters and reduces height to 31 1/2".*

**REMOTE MODELS AVAILABLE.  
DEDUCT 10% FROM LIST PRICE.**



## 16" GAUGE TOP OPTION

27"	36"	48"	60"	72"
\$800	\$850	\$950	\$1,085	\$1,250

# UNDERCOUNTERS

## ► Undercounter Refrigerators and Freezers

### TESTED & CERTIFIED TO AMBIENT CLASS OF 100°F

#### Worktop and Undercounter Refrigerators & Freezers Shallow Depth FEATURES:

##### Cabinet Finish

*Stainless steel exterior front, top and sides. Aluminum interior to prevent corrosion.*

##### Heavy Duty Construction

*2" CFC and HCFC-free foamed-in-place polyurethane insulation.*

##### Compact Design

*20" and 27" base models are uniquely designed to fit in limited space applications. Some precautions may apply.*

##### Durable Top

*Undercounters feature a ½" thick sub-top  
Worktops feature a 1 ½" thick, 16 gauge stainless steel worktop*

##### 120° Stay-Open Door Feature

##### 2 Epoxy Coated Shelves Per Door Section Standard

*Includes 1 large shelf, 1 small shelf.*

##### Field Reversible Doors (Excludes UCR34Y)

##### Snap-In Door Gaskets

*Easy to remove for cleaning or replacement without service agency.*

##### Cartridge Style Hinges

*Eliminates door sagging.*

##### 6" Heavy Duty Legs Standard (3" or 6" Casters Optional)

*3" caster (ADA Compliant) or 6" caster option available at no charge when specified on order (in lieu of 6" legs).*

##### Refrigeration System

*Refrigerator operates at 36°–38°F for optimum food preservation.  
Freezer model temperature is held at 0°F and below.*

##### Environmentally Friendly Refrigerant

*Refrigerators utilize R134a & Freezers utilize R404A refrigerant, which are CFC and HCFC-free for compliance with environmental safety standards.*

##### Agency Certifications



Products that have earned the ENERGY STAR® are designed to protect the environment through superior energy efficiency. For a complete list of qualified models, visit [www.energystar.gov/cfs](http://www.energystar.gov/cfs). Click on Commercial Refrigerators & Freezers on the right-hand side of the page.

UCR20Y & UCF20  
with Stacking Collar



UCR27Y & UCF27



UCR34Y





## AVAILABLE ACCESSORIES:

- ▶ Cutting Board Top Options
- ▶ Shelf Dividers
- ▶ Overshelf Kits
- ▶ Composite Cutting Boards
- ▶ Foot Pedal Door Opener



YOUR COMPLETE REFRIGERATION SOURCE

### UNDERCOUNTER REFRIGERATORS SHALLOW DEPTH - SPECIFICATIONS

	MODELS	LIST PRICE	CRATED WEIGHT	CUBIC FEET	EXT. DIMENSIONS - W x D x H	VOLTS / AMPS / HP	DOORS/ SHELVES
<b>20"</b>	UCR20Y	\$3,357	119	2.7	20" x 20 1/2" x 31 1/8"	115 / 3.0 / 1/6	1 / 2
<b>27"</b>	UCR27Y	\$3,745	157	6.2	27" x 25 3/4" x 34 1/2"	115 / 4.0 / 1/6	1 / 2
<b>34"</b>	UCR34Y	\$4,993	165	5.5	34" x 20" x 31 1/8"	115 / 3.1 / 1/6	2 / 4

For total depth add 2" for bumper and 1" for handle. Height includes 6" legs or casters. ADA compliant models feature 3" casters and reduces height by 3".

### UNDERCOUNTER FREEZERS SHALLOW DEPTH - SPECIFICATIONS

	MODELS	LIST PRICE	CRATED WEIGHT	CUBIC FEET	EXT. DIMENSIONS - W x D x H	VOLTS / AMPS / HP
<b>20"</b>	UCF20	\$3,962	130	2.7	20" x 20 1/2" x 31 1/8"	115 / 5.3 / 1/4
<b>24"</b>	UCF24	\$4,443	160	5.8	24" x 25 3/4" x 34 1/2"	115 / 6.0 / 1/4
<b>27"</b>	UCF27	\$4,525	162	6.2	27" x 25 3/4" x 34 1/2"	115 / 6.0 / 1/4

For total depth add 2" for bumper and 1" for handle. Height includes 6" legs or casters. ADA compliant models feature 3" casters and reduces height by 3".

### UNDERCOUNTER FREEZERS 29" BASE - SPECIFICATIONS

	MODELS	LIST PRICE	CRATED WEIGHT	CUBIC FEET	EXT. DIMENSIONS - W x D x H	VOLTS / AMPS / HP	DOORS/ SHELVES
<b>24"</b>	UCF24A	\$4,443	155	7.0	24" x 29 1/4" x 34 1/2"	115 / 4.0 / 1/6	1 / 2
<b>27"</b>	UCF27A	\$4,550	180	7.3	27" x 29 1/4" x 34 1/2"	115 / 6.0 / 1/4	1 / 2
	UCF27A-25	\$5,356	180	7.3	27" x 29 1/4" x 34 1/2"	115 / 6.0 / 1/4	1 / 2
<b>36"</b>	UCF36A	\$5,998	218	8.5	36" x 29 1/4" x 34 1/2"	115 / 6.0 / 1/3	2 / 4
<b>48"</b>	UCF48A	\$6,580	245	13.9	48" x 29 1/4" x 34 1/2"	115 / 7.0 / 1/3	2 / 4
<b>60"</b>	UCF60A	\$8,190	265	17.1	60" x 29 1/4" x 39 1/2"	115 / 7.0 / 1/3	2 / 4

For total depth add 2" for bumper and 1" for handle. Height includes 6" legs or casters. ADA compliant models feature 3" casters and reduces height to 31 1/2".

### UNDERCOUNTER FREEZERS WITH DRAWERS 29" BASE - SPECIFICATIONS

	MODELS	LIST PRICE	CRATED WEIGHT	CUBIC FEET	EXT. DIMENSIONS - W x D x H	VOLTS / AMPS / HP	SHELVES	DOORS/ DRAWERS
<b>27"</b>	UCFD27A-2	\$6,430	180	7.3	27" x 29 1/4" x 34 1/2"	115 / 6.0 / 1/4	-	2 / -
<b>36"</b>	UCFD36A-2	\$7,850	218	8.5	36" x 29 1/4" x 34 1/2"	115 / 6.0 / 1/3	-	2 / -
<b>48"</b>	UCFD48A-2	\$10,100	245	13.9	48" x 29 1/4" x 34 1/2"	115 / 7.0 / 1/3	2	2 / 1
	UCFD48A-4	\$10,365	245	13.9	48" x 29 1/4" x 34 1/2"	115 / 7.0 / 1/3	-	4 / -
<b>60"</b>	UCFD60A-2	\$9,990	265	17.1	60" x 29 1/4" x 34 1/2"	115 / 7.0 / 1/3	2	2 / 1
	UCFD60A-4	\$10,300	265	17.1	60" x 29 1/4" x 34 1/2"	115 / 7.0 / 1/3	-	4 / -

For total depth add 2" for bumper and 1" for handle. Height includes 6" legs or casters. ADA compliant models feature 3" casters and reduces height to 31 1/2".

### DUAL-TEMP UNDERCOUNTER REFRIGERATORS/FREEZERS - SPECIFICATIONS

	MODELS	LIST PRICE	CRATED WEIGHT	CUBIC FEET	EXT. DIMENSIONS - W x D x H	VOLTS / AMPS / HP	DOORS/ SHELVES
<b>48"</b>	UCRF48A	\$8,446	224	12.6	48" x 29 1/4" x 34 1/2"	115 / 4.0 / 1/6 - REF. 115 / 6.0 / 1/4 - FRZ.	2 / 4
<b>50"</b>	UCRF50A	\$8,600	245	14.6	50" x 29 1/4" x 34 1/2"	115 / 4.0 / 1/6 - REF. 115 / 6.0 / 1/4 - FRZ.	2 / 4
<b>52"</b>	UCRF52A	\$8,858	302	15	52" x 29 1/4" x 34 1/2"	115 / REF. 4.0 FRZ. 6.0 / REF. 1/6 FRZ. 1/4	2 / 4

# CHEF BASES



**HEAVY-DUTY 12  
GAUGE DRAWER  
FRAMES & SLIDES  
WITH 3 S/S BALL  
BEARING WHEELS  
PER SLIDE**



IN THIS SECTION:

## CHEF BASES

Refrigerated Cook Stands

Freezer Cook Stands





# 70th Anniversary

## BEVERAGE-AIR

MADE IN AMERICA SINCE 1944



## Chef Bases (WHRC Series)

Certified to Ambient Class of 100°F

Lifetime  
Warranty on  
All Drawers  
and Slides

Heavy-duty, fire-proof, reinforced  
insulated 16 gauge top standard,  
no heat shield required

Heavy-duty, stainless steel full  
marine drip guard edge,  
flat top models available

Top drawers accommodate two  
6" deep 12" x 20" pans

Bottom drawers accommodate  
two 4" deep 12" x 20" pans

3 stainless steel ball bearings  
per each drawer slide

Heavy-duty 12 gauge drawer  
frames & slides



Maintains product  
temperature between  
36-38°F

100% Stainless  
Steel Construction

Exterior digital  
thermometer

3" or 6" casters

## Dare to Compare!

**Models available:** 36", 52", 60", 72", 84", 89",  
96", 108", 112", and 120" widths. Available  
with standard marine edge or optional flat top.  
Extended tops available.



Scan Here  
for Additional  
Information  
on This  
Product



3 Year Parts/Labor  
Warranty & Additional  
2 Year Compressor  
Warranty

Also available: Freezer Chef Base models, Gasket  
Guards.



UP TO 24" OVERHANG  
AVAILABLE ON CHEF BASE

Flat Top  
Models  
Only

## Refrigerated Cook Stands BENEFITS:

**Cabinet Finish** Complete stainless steel exterior, aluminum interior.

### Heavy Duty Construction

2" CFC and HCFC-free foamed-in-place polyurethane insulation for added strength and energy efficiency.

**Reinforced Insulated Top** 16 gauge S/S top reinforced

### Drawer Construction

#### LIFETIME WARRANTY ON DRAWERS AND SLIDES

Drawer frames are constructed of heavy duty 12 gauge stainless steel and are supported on 12 gauge telescoping drawer slides with 3 stainless steel roller bearing wheels per side for maximum support of stored food product. Top drawers accommodate 6" deep pans. Bottom drawers accommodate 4" deep pans. (Foodservice pans are not included.)

### Exterior Digital Thermometer

Digital thermometer monitors interior temperature.

### 6" Heavy Duty Casters with Brakes Standard

### Balanced, Lift-Out Refrigeration System

Operates at 36°–38°F for optimum food preservation.

### Environmentally Friendly R134a Refrigerant

System utilizes R134a refrigerant, which is CFC and HCFC-free for compliance with environmental safety standards.

### Agency Certifications



Products that have earned the ENERGY STAR® are designed to protect the environment through superior energy efficiency. For a complete list of qualified models, visit [www.energystar.gov/cfs](http://www.energystar.gov/cfs). Click on Commercial Refrigerators & Freezers on the right-hand side of the page.



## REFRIGERATED COOK STANDS - SPECIFICATIONS

	MODELS	LIST PRICE	CRATED WEIGHT	CUBIC FEET	TOP WIDTH	EXT. DIMENSIONS – W x D x H	VOLTS / AMPS / HP
<b>WTRCS36</b>	WTRCS36-1	\$9,405	225	8.5	36"	36" x 32" x 26 3/4"	115 / 5.0 / 1/5
	WTRCS36-1-48	\$10,556	225	8.5	48"	48" x 32" x 26 3/4"	115 / 5.0 / 1/5
<b>WTRCS52</b>	WTRCS52-1	\$10,650	265	9.7	52"	52" x 32" x 26 3/4"	115 / 4.5 / 1/5
<b>WTRCS60</b>	WTRCS60-1	\$10,995	475	11.1	60"	60" x 32" x 26 3/4"	115 / 4.5 / 1/5
	WTRCS60-1-64	\$11,100	475	11.1	64"	64" x 32" x 26 3/4"	115 / 4.5 / 1/4
<b>WTRCS72</b>	WTRCS72-1	\$12,900	552	17.5	72"	72" x 32" x 26 3/4"	115 / 4.5 / 1/5
	WTRCS72-1-76	\$13,200	569	17.5	76"	76" x 32" x 26 3/4"	115 / 4.5 / 1/4
<b>WTRCS84</b>	WTRCS84-1	\$13,995	540	17.5	84"	84" x 32" x 26 3/4"	115 / 4.5 / 1/5
	WTRCS84-1-89	\$14,100	540	17.5	89"	89" x 32" x 26 3/4"	115 / 4.5 / 1/5
	WTRCS84-1-96	\$14,500	540	17.5	96"	96" x 32" x 26 3/4"	115 / 4.5 / 1/5
	WTRCS84-1-108	\$15,400	540	17.5	108"	108" x 32" x 26 3/4"	115 / 4.5 / 1/5
<b>WTRCS112</b>	WTRCS112-1	\$18,600	720	24.5	112"	112" x 32" x 26 3/4"	115 / 7.3 / 1/4
	WTRCS112-1-120	\$20,041	720	24.5	120"	120" x 32" x 26 3/4"	115 / 7.3 / 1/4

For total depth add 2" for handles. Height includes 6" casters. Marine edge not available on 48, 89, 96, 108, 120 models.



# CHEF BASES

## Freezer Cook Stands

### TESTED & CERTIFIED TO AMBIENT CLASS OF 100°F

#### Freezer Cook Stands BENEFITS:

**Cabinet Finish** Complete stainless steel exterior, aluminum interior.

#### Heavy Duty Construction

2" CFC and HCFC-free foamed-in-place polyurethane insulation for added strength and energy efficiency.

**Reinforced Insulated Top** 16 gauge S/S top reinforced

#### Drawer Construction

##### LIFETIME WARRANTY ON DRAWERS AND SLIDES

Drawer frames are constructed of heavy duty 12 gauge stainless steel and are supported on 12 gauge telescoping drawer slides with 3 stainless steel roller bearing wheels per side for maximum support of stored food product. Top drawers accommodate 6" deep pans. Bottom drawers accommodate 4" deep pans. (Foodservice pans are not included.)

#### Exterior Digital Thermometer

Digital thermometer monitors interior temperature.

#### 6" Heavy Duty Casters with Brakes Standard

#### Balanced, Lift-Out Refrigeration System

Operates at 36°–38°F for optimum food preservation.

#### Environmentally Friendly R404a Refrigerant

System utilizes R404a refrigerant, which is CFC and HCFC-free for compliance with environmental safety standards.

#### Agency Certifications



Products that have earned the ENERGY STAR® are designed to protect the environment through superior energy efficiency. For a complete list of qualified models, visit [www.energystar.gov/cfs](http://www.energystar.gov/cfs). Click on Commercial Refrigerators & Freezers on the right-hand side of the page.

### FREEZER COOK STANDS - SPECIFICATIONS

	MODELS	LIST PRICE	CRATED WEIGHT	CUBIC FEET	TOP WIDTH	EXT. DIMENSIONS – W x D x H	VOLTS / AMPS / HP
<b>WTFCS36</b>	WTFCS36-1	\$12,400	225	8.5	36"	36" x 32" x 26 3/4"	115 / 5.0 / 1/5
	WTFCS36-1-48	\$12,850	225	8.5	48"	48" x 32" x 26 3/4"	115 / 5.0 / 1/5
<b>WTFCS52</b>	WTFCS52-1	\$13,200	265	9.7	52"	52" x 32" x 26 3/4"	115 / 4.5 / 1/5
<b>WTFCS60</b>	WTFCS60-1	\$13,500	475	11.1	60"	60" x 32" x 26 3/4"	115 / 4.5 / 1/5
	WTFCS60-1-64	\$13,850	475	11.1	64"	64" x 32" x 26 3/4"	115 / 4.5 / 1/4
<b>WTFCS72</b>	WTFCS72-1	\$15,800	552	17.5	72"	72" x 32" x 26 3/4"	115 / 4.5 / 1/4
	WTFCS72-1-76	\$16,250	569	17.5	76"	76" x 32" x 26 3/4"	115 / 4.5 / 1/4
<b>WTFCS84</b>	WTFCS84-1	\$16,850	540	17.5	84"	84" x 32" x 26 3/4"	115 / 4.5 / 1/5
	WTFCS84-1-89	\$17,200	540	17.5	89"	89" x 32" x 26 3/4"	115 / 4.5 / 1/5
	WTFCS84-1-96	\$17,400	540	17.5	96"	96" x 32" x 26 3/4"	115 / 4.5 / 1/5
	WTFCS84-1-108	\$17,650	540	17.5	108"	108" x 32" x 26 3/4"	115 / 4.5 / 1/5
<b>WTFCS112</b>	WTFCS112-1	\$21,340	720	24.5	112"	112" x 32" x 26 3/4"	115 / 7.3 / 1/4
	WTFCS112-1-120	\$21,650	720	24.5	120"	120" x 32" x 26 3/4"	115 / 7.3 / 1/4

For total depth add 2" for handles. Height includes 6" casters. Marine edge not available on 48, 89, 96, 108, 120 models.



YOUR COMPLETE REFRIGERATION SOURCE

IN THIS SECTION:

## BAR EQUIPMENT

Dual-Zone Back Bars

Horizontal Bottle Coolers, Deep Well

Glass and Plate Chiller / Frosters

Back Bar Coolers

Direct Draw Dispensers

## WINE SERIES BAR EQUIPMENT

Deep Well Wine Coolers

Back Bar Wine Coolers

Direct Draw Wine Coolers



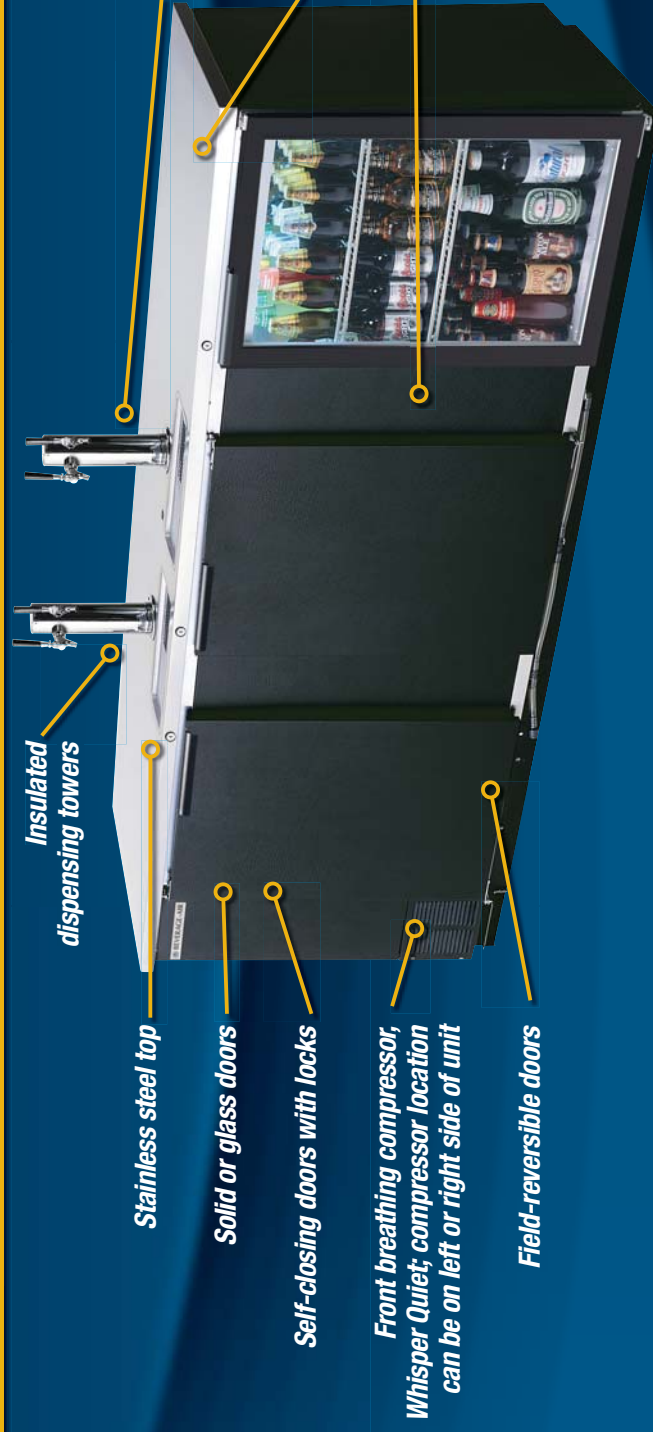


70th Anniversary  
**BEVERAGE-AIR**  
MADE IN AMERICA SINCE 1944



## Direct Draws (DD Series)

Maximum Keg  
Capacity



**Models available:** Black or stainless steel exterior and interior. Shallow (23") and standard (28") depth with stainless steel top or under bar. Club top, wine temperature, open food rated, hinged, sliding and pass thru.



Scan Here  
for Additional  
Information  
on This  
Product



3 Year Parts/Labor  
Warranty & Additional  
2 Year Compressor  
Warranty

*Dare to Compare!*





70th Anniversary  
**BEVERAGE-AIR**  
MADE IN AMERICA SINCE 1944



## Back Bar Coolers (BB Series)

Certified to Ambient Class of 100°F

Locks standard

Field-reversible doors with 90° stay-open feature (hinged door models)

Approved for prepackaged products

Black or stainless exterior/interior finish options available

Front breathing compressor, Whisper Quiet, compressor location can be left or right side of unit

Direct Draw  
/ Back Bar  
Combination Units  
Available!



2" stainless steel top standard on 27" models; galvanized sub top standard on 23" models optional 2" stainless steel top

2 shelves per section

Fluorescent lighting (glass doors); Incandescent lighting (solid doors); optional LED

Heavy-duty construction

# Dare to Compare!

**Models available:** Black or stainless steel exterior and interior; glass or solid door. Open food rated, wine temperature, shallow (23") and standard (28"). Hinged or sliding doors. Bar Mobile (bm23-S-31) certified for outdoor use. 27" model available as underbar.

*Options available: remote units, legs, casters, lane dividers, black shelves, LED lighting, bottle organizers*



Scan Here  
for Additional  
Information  
on This  
Product



3 Year Parts/Labor  
Warranty & Additional  
2 Year Compressor  
Warranty

# BAR EQUIPMENT

- ▶ Dual-Zone Direct Draw Beer Dispensers
- ▶ Food Rated Back Bar Coolers - Solid & Glass Door Refrigerators

## TESTED & CERTIFIED TO AMBIENT CLASS OF 100°F

### Dual-Zone Bar Equipment FEATURES:

#### Cabinet Finish

Black or stainless steel exterior & interior finishes available

#### Heavy Duty Construction

Foamed-in place CFC & HCFC-free polyurethane insulation.

#### Interior Lighting

LED lighting with manual on/off switch.

#### Self-Closing Door(s) with Locks

#### Field Reversible Doors

Where applicable.

#### Top Finish

2" stainless steel top standard. Direct Draw models include stainless steel drip tray.

#### Insulated Dispensing Towers

3" insulated dispensing towers have a continuous source of cold air throughout. This reduces foaming and creates the perfect pour. (Direct Draw models only)

#### Snap-In Door Gaskets

Easy to remove for cleaning or replacement without service agency.

#### Refrigeration System

Balanced, forced-air refrigeration system provides rapid chilling of products Environmentally

#### Environmentally Friendly R134a Refrigerant

System utilizes R134a refrigerant, which is CFC & HCFC-free for compliance with environmental safety standards

#### Agency Certifications



Products that have earned the ENERGY STAR® are designed to protect the environment through superior energy efficiency. For a complete list of qualified models, visit [www.energystar.gov/cfs](http://www.energystar.gov/cfs). Click on Commercial Refrigerators & Freezers on the right-hand side of the page.

### DUAL-ZONE NOMENCLATURE

<b>D</b>	Dual	<b>S</b>	Stainless exterior Finish
<b>Z</b>	Zone	<b>B</b>	Black exterior finish
<b>D</b>	Drawer	<b>PWD</b>	Pull out wine drawers
<b>58</b>	Length of unit	<b>1</b>	(1) Pull out keg drawer
<b>G</b>	Glass door	<b>2</b>	1 section of foamed in place wine drawers
<b>1</b>	115 Volt	<b>3</b>	(1) Pull out keg drawer & (2) foamed in place wine drawers

### DUAL-ZONE MODELS

2 independent compartments allow independent temperatures in each section.



DZ24



DZ58

Shown with custom wine tower

#### DZ24 FEATURES:

- (1) 2 tap tower standard
- Holds (2) 1/6 size kegs per section

### DUAL-ZONE DIRECT DRAW BEER DISPENSERS- SPECIFICATIONS

	MODELS	LIST PRICE	CRATED WEIGHT	CUBIC FEET	EXT. DIMENSIONS - W x D x H	VOLTS / AMPS / HP	DOORS / SHELVES	FINISH
24"	DZ24-1-B	\$5,665	180	7.8	24" x 29 1/2" x 37 3/4"	115 / 4.0 / 1/5	1 / 0	Black
	DZ24-1-S	\$5,900	180	7.8	24" x 29 1/2" x 37 3/4"	115 / 4.0 / 1/5	1 / 0	S/S Exterior

For total depth add 1" for handle. For total height add 2" for stainless steel top (excludes -27 models).



## COMMON FEATURES

CRATED WEIGHT	CUBIC FEET	EXT. DIMENSIONS – W x D x H	VOLTS / AMPS / HP
519	23.8	59" x 28 3/16" x 37 1/4"	115 / 7.2 / 1/3



YOUR COMPLETE REFRIGERATION SOURCE

## DUAL ZONE - SOLID DOOR BACK BAR - SPECIFICATIONS

MODELS	LIST PRICE	DOOR/SHELVES	FINISH
DZ58-1-B	\$10,500	2 / 4	Black exterior - (2) solid doors and (4) epoxy coated shelves
DZ58-1-S	\$11,250	2 / 4	Stainless Steel exterior - (2) solid doors and (4) epoxy coated shelves
DZ58-1-B-1	\$10,800	1 / 2	Black exterior - (1) solid pull out keg drawer, 2 tap tower on left and solid door on right with (2) epoxy coated shelves
DZ58-1-S-1	\$11,500	1 / 2	Stainless Steel exterior - (1) solid pull out keg drawer, 2 tap tower on left and solid door on right with (2) epoxy coated shelves
DZ58-1-B-1-1	\$11,100	-	Black exterior- (2) solid pull out keg drawers, (2) 2 tap towers
DZ58-1-S-1-1	\$11,800	-	Stainless Steel exterior - (2) solid pull out keg drawers, (2) 2 tap towers

## DUAL ZONE SOLID DOOR DIRECT DRAW - SPECIFICATIONS

MODELS	LIST PRICE	DOOR/SHELVES	FINISH
DZD58-1-B-2	\$14,500	1 / 2	Black exterior - (1) solid door on left with (2) epoxy coated shelves and (2) solid wine drawers on right
DZD58-1-S-2	\$15,400	1 / 2	Stainless Steel exterior - (1) solid door on left with (2) epoxy coated shelves and (2) solid wine drawers on right
DZD58-1-B-3	\$16,700	-	Black exterior - (1) solid pull out keg drawer on left and (2) solid wine drawers on right
DZD58-1-S-3	\$17,500	-	Stainless Steel exterior- (1) solid pull out keg drawer on left and (2) solid wine drawers on right

## DUAL ZONE - GLASS DOOR BACK BAR - SPECIFICATIONS

MODELS	LIST PRICE	DOOR/SHELVES	FINISH
DZ58G-1-B	\$11,100	2 / 4	Black exterior - (2) glass doors and (4) epoxy coated shelves
DZ58G-1-S	\$11,900	2 / 4	Stainless Steel exterior - (2) glass doors and (4) epoxy coated shelves
DZ58G-1-B-PWD	\$12,500	2 / 2 on left	Black exterior - (2) glass doors and (2) epoxy coated shelves on left and pull out wine drawers on right
DZ58G-1-S-PWD	\$13,300	2 / 2 on left	Stainless Steel exterior - (2) glass doors and (2) epoxy coated shelves on left and pull out wine drawers on right
DZ58G-1-B-1	\$11,750	1 / 2 on right	Black exterior - (1) solid pull out keg drawer, (1) 2 tap tower on left and glass door right with (2) epoxy coated shelves
DZ58G-1-S-1	\$12,550	1 / 2 on right	Stainless Steel exterior - (1) solid pull out keg drawer, (1) 2 tap tower on left and glass door right with (2) epoxy coated shelves
DZ58G-1-B-PWD-1	\$13,200	1 / -	Black exterior - (1) solid pull out keg drawer, (1) 2 tap tower on left and glass door with pull out wine drawers on right
DZ58G-1-S-PWD-1	\$13,900	1 / -	Stainless Steel exterior - (1) solid pull out keg drawer, (1) 2 tap tower on left and glass door with pull out wine drawers on right

## DUAL ZONE SOLID DOOR DIRECT DRAW - SPECIFICATIONS

MODELS	LIST PRICE	DOOR/SHELVES	FINISH
DZD58G-1-B-2	\$15,500	1 / 2 on left	Black exterior - (1) glass door on left with (2) epoxy coated shelves on left, (2) solid wine drawers on right
DZD58G-1-S-2	\$16,400	1 / 2 on left	Stainless Steel exterior - (1) glass door on left with (2) epoxy coated shelves on left, (2) solid wine drawers on right

# BAR EQUIPMENT

## ► Back Bar Coolers - Solid Door Refrigerators

### TESTED & CERTIFIED TO AMBIENT CLASS OF 100°F

#### Back Bar Coolers - Solid Door Refrigerators FEATURES:

##### Cabinet Finish

Black or stainless exterior finishes available. Galvanized interior with stainless steel floor.

##### Top Finish

Shallow depth 23" Back Bar models are supplied with a galvanized sub top. 2" Stainless steel top optional. Back Bar 28" depth models are equipped with 2" stainless steel top as standard.

##### Heavy Duty Construction

1 1/2" CFC and HCFC-free foamed-in-place polyurethane insulation.

##### Straight Wall Beer Keg Storage

Interior of cabinet is designed to accommodate straight wall beer kegs. Easily remove shelves when keg storage is required.

##### LED Lighting Standard

##### Interior Lighting

Interior, incandescent lighting is standard with manual on/off switch.

##### Self-Closing Doors with Locks

##### Field Reversible Doors

##### Snap-In Door Gaskets

Easy to remove for cleaning or replacement without service agency.

##### Refrigeration System

Balanced, forced-air refrigeration system provides rapid chilling of product. 23" Depth models feature lift-out refrigeration systems.

##### Environmentally Friendly R134a Refrigerant

System utilizes R134a refrigerant, which is CFC and HCFC-free for compliance with environmental safety standards.

##### Agency Certifications

All items are either ULEPH or NSF.



##### Compressor

Compressor available on left or right side — specify at time of order.

##### Under Bar Models

Under bar models available on 28" depth models — specify at time of order.

BB48Y-1-B



BB58-1-B



BB68 Complete  
Stainless Exterior



BB94-1-B



Products that have earned the ENERGY STAR® are designed to protect the environment through superior energy efficiency. For a complete list of qualified models, visit [www.energystar.gov/cfs](http://www.energystar.gov/cfs). Click on Commercial Refrigerators & Freezers on the right-hand side of the page.

## AVAILABLE ACCESSORIES:

- Foot Pedal Door Opener



YOUR COMPLETE REFRIGERATION SOURCE

40 - 60 F WINE TEMPERATURE  
MODELS AVAILABLE

add -WINE to model  
+ \$250 to list price

## BACK BAR COOLERS - SOLID DOOR REFRIGERATORS - SPECIFICATIONS

	MODELS	LIST PRICE	CRATED WEIGHT	CUBIC FEET	EXT. DIMENSIONS - W x D x H	VOLTS / AMPS / HP	DOORS / SHELVES	# OF STRAIGHT WALL KEGS	FINISH
24"	BB24-1-B	\$3,532	180	7.8	24" x 29 1/2" x 37 3/4"	115 / 4.0 / 1/5	1 / 2	1	Black Exterior
	BB24-1-S	\$4,500	180	7.8	24" x 29 1/2" x 37 3/4"	115 / 4.0 / 1/5	1 / 2	1	S/S Exterior
36"	BB36-1-B	\$5,142	250	8.3	36" x 23 1/2" x 34"	115 / 5.0 / 1/5	1 / 2	2	Black Exterior
	BB36-1-B-27	\$5,624	250	8.3	36" x 23 1/2" x 36"	115 / 5.0 / 1/5	1 / 2	2	Black Exterior w/ S/S Top
	BB36-1-S	\$5,835	250	8.3	36" x 23 1/2" x 34"	115 / 5.0 / 1/5	1 / 2	2	S/S Exterior
	BB36-1-S-27	\$6,365	250	8.3	36" x 23 1/2" x 36"	115 / 5.0 / 1/5	1 / 2	2	S/S Exterior w/ S/S Top
48"	BB48Y-1-B	\$5,775	269	12.1	48" x 23 1/2" x 34"	115 / 5.0 / 1/4	2 / 4	2	Black Exterior
	BB48Y-1-B-27	\$6,500	269	12.1	48" x 23 1/2" x 36"	115 / 5.0 / 1/4	2 / 4	2	Black Exterior & S/S Top
	BB48Y-1-S	\$6,900	269	12.1	48" x 23 1/2" x 34"	115 / 5.0 / 1/4	2 / 4	2	S/S Exterior
	BB48Y-1-S-27	\$7,675	269	12.1	48" x 23 1/2" x 36"	115 / 5.0 / 1/4	2 / 4	2	S/S Exterior & S/S Top
58"	BB58-1-B	\$5,916	354	23.8	59" x 28 3/16" x 37 1/4"	115 / 7.2 / 1/3	2 / 4	2	Black Exterior
	BB58-1-S	\$7,000	359	23.8	59" x 28 3/16" x 37 1/4"	115 / 7.2 / 1/3	2 / 4	2	S/S Exterior
68"	BB68-1-B	\$6,200	397	28.4	69" x 28 3/16" x 37 1/4"	115 / 7.2 / 1/3	2 / 4	3	Black Exterior
	BB68-1-S	\$7,400	401	28.4	69" x 28 3/16" x 37 1/4"	115 / 7.2 / 1/3	2 / 4	3	S/S Exterior
72"	BB72Y-1-B	\$7,325	366	19.4	72" x 23 1/2" x 34"	115 / 5.0 / 1/4	3 / 6	3	Black Exterior
	BB72Y-1-B-27	\$8,250	366	19.4	72" x 23 1/2" x 36"	115 / 5.0 / 1/4	3 / 6	3	Black Exterior & S/S Top
	BB72Y-1-S	\$8,700	359	19.4	72" x 23 1/2" x 34"	115 / 5.0 / 1/4	3 / 6	3	S/S Exterior
	BB72Y-1-S-27	\$9,690	359	19.4	72" x 23 1/2" x 36"	115 / 5.0 / 1/4	3 / 6	3	S/S Exterior & S/S Top
78"	BB78-1-B	\$8,169	439	33	79" x 28 3/16" x 37 1/4"	115 / 7.2 / 1/3	3 / 6	4	Black Exterior
	BB78-1-S	\$9,548	438	33	79" x 28 3/16" x 37 1/4"	115 / 7.2 / 1/3	3 / 6	4	S/S Exterior
94"	BB94-1-B	\$7,560	498	39.7	95" x 28 3/16" x 37 1/4"	115 / 7.2 / 1/3	3 / 6	5	Black Exterior
	BB94-1-S	\$9,075	489	39.7	95" x 28 3/16" x 37 1/4"	115 / 7.2 / 1/3	3 / 6	5	S/S Exterior

For total depth add 1" for handle. For total height add 2" for stainless steel top (excludes -27 models).

**REMOTE MODELS AVAILABLE.  
DEDUCT 10% FROM LIST PRICE.**

# BAR EQUIPMENT

## ► Back Bar Coolers - Glass Door Refrigerators

### TESTED & CERTIFIED TO AMBIENT CLASS OF 100°F

#### Back Bar Coolers - Glass Door Refrigerators FEATURES:

##### Glass Doors

Glass doors designed to enhance your product visibility.

##### Cabinet Finish

Black or stainless exterior finishes available. Galvanized interior with S/S floor.

##### Top Finish

Shallow depth 23" Back Bar models are supplied with a galvanized sub top, unless otherwise specified. 2" Stainless steel top optional. Back Bar 27" depth models are equipped with 2" stainless steel top as standard.

##### Compressor

Compressor available on left or right side — specify at time of order.

##### Under Bar Models

Under bar models available on 28" depth models — specify at time of order.

##### Interior Lighting

Interior, fluorescent lighting fully illuminates products.

##### Self-Closing Glass Doors with Locks (except sliding doors)

##### Field Reversible Doors

##### Snap-In Door Gaskets

Easy to remove for cleaning or replacement without service agency.

##### Refrigeration System

Balanced, forced-air refrigeration system provides rapid chilling of product. 23" Depth models feature lift-out refrigeration systems.

##### Environmentally Friendly R134a Refrigerant

System utilizes R134a refrigerant, which is CFC and HCFC-free for compliance with environmental safety standards.

##### Agency Certifications

All items are either ULEPH or NSF.



Products that have earned the ENERGY STAR® are designed to protect the environment through superior energy efficiency. For a complete list of qualified models, visit [www.energystar.gov/cfs](http://www.energystar.gov/cfs). Click on Commercial Refrigerators & Freezers on the right-hand side of the page.

BB24G-1-S



BB94G-1-B



BB48GSY-1-B (Sliding Doors)



BB58G (Complete Stainless)



**REMOTE MODELS AVAILABLE.  
DEDUCT 10% FROM LIST PRICE.**

## AVAILABLE ACCESSORIES:

► Foot Pedal Door Opener

**40 - 60 F WINE TEMPERATURE  
MODELS AVAILABLE**

**add -WINE to model  
+ \$250 to list price**



**YOUR COMPLETE REFRIGERATION SOURCE**

## BACK BAR COOLERS - GLASS DOOR REFRIGERATORS - SPECIFICATIONS

	MODELS	LIST PRICE	CRATED WEIGHT	CUBIC FEET	EXT. DIMENSIONS - W x D x H	VOLTS / AMPS / HP	DOORS/ SHELVES	# STRAIGHT WALL KEGS	FINISH
<b>24"</b>	BB24G-1-B	\$4,299	180	7.8	24" x 29 1/2" x 37 3/4"	115 / 4.0 / 1/5	<b>1 / 2</b>	1	Black Exterior w/ Glass Doors
	BB24G-1-S	\$5,281	180	7.8	24" x 29 1/2" x 37 3/4"	115 / 4.0 / 1/5	<b>1 / 2</b>	1	S/S Exterior w/ Glass Doors
<b>36"</b>	BB36G-1-B	\$5,356	250	8.3	36" x 23 1/2" x 34"	115 / 5.0 / 1/4	<b>1 / 2</b>	2	Black Exterior w/ Glass Doors
	BB36G-1-B-27	\$5,834	250	8.3	36" x 23 1/2" x 36"	115 / 5.0 / 1/4	<b>1 / 2</b>	2	Black w/ S/S Top
	BB36G-1-S	\$6,278	250	8.3	36" x 23 1/2" x 34"	115 / 5.0 / 1/4	<b>1 / 2</b>	2	S/S Exterior w/ Glass Doors
	BB36G-1-S-27	\$6,824	250	8.3	36" x 23 1/2" x 36"	115 / 5.0 / 1/4	<b>1 / 2</b>	2	S/S w/ S/S Top
<b>48"</b>	BB48GY-1-B	\$6,325	288	12.1	48" x 23 1/2" x 34"	115 / 5.0 / 1/4	<b>2 / 4</b>	2	Black w/Glass Doors
	BB48GY-1-B-27	\$7,143	306	12.1	48" x 23 1/2" x 36"	115 / 5.0 / 1/4	<b>2 / 4</b>	2	Black w/Glass Doors & S/S Top
	BB48GY-1-S	\$7,392	306	12.1	48" x 23 1/2" x 34"	115 / 5.0 / 1/4	<b>2 / 4</b>	2	S/S Exterior w/Glass Doors
	BB48GY-1-S-27	\$8,100	306	12.1	48" x 23 1/2" x 36"	115 / 5.0 / 1/4	<b>2 / 4</b>	2	S/S Exterior w/ Glass Doors & S/S Top
	BB48GSY-1-B	\$7,211	306	12.1	48" x 23 1/2" x 34"	115 / 5.0 / 1/4	<b>2 / 4</b>	2	Black w/Sliding Glass Doors
	BB48GSY-1-B-27	\$7,315	285	12.1	48" x 23 1/4" x 36"	115 / 5.0 / 1/4	<b>2 / 4</b>	2	Black Exterior w/Glass Doors, & S/S Top
	BB48GSY-1-S	\$8,177	306	12.1	48" x 23 1/4" x 34"	115 / 5.0 / 1/4	<b>2 / 4</b>	2	S/S Exterior w/Glass Doors
<b>58"</b>	BB58G-1-B	\$6,890	378	23.8	59" x 28 3/16" x 37 1/4"	115 / 7.4 / 1/3	<b>2 / 4</b>	2	Black w/Glass Doors
	BB58G-1-S	\$7,926	382	23.8	59" x 28 3/16" x 37 1/4"	115 / 7.4 / 1/3	<b>2 / 4</b>	2	S/S Front w/Glass Doors
	BB58GS-1-B	\$7,998	382	23.8	59" x 28 3/16" x 37 1/4"	115 / 7.4 / 1/3	<b>2 / 4</b>	2	Black w/Sliding Glass Doors
	BB58GS-1-S	\$8,400	382	23.8	59" x 28 3/16" x 37 1/4"	115 / 7.4 / 1/3	<b>2 / 4</b>	2	Stainless Steel Exterior
<b>68"</b>	BB68G-1-B	\$7,022	372	28.4	69" x 28 3/16" x 37 1/4"	115 / 7.4 / 1/3	<b>2 / 4</b>	3	Black w/Glass Doors
	BB68G-1-S	\$8,157	401	28.4	69" x 28 3/16" x 37 1/4"	115 / 7.4 / 1/3	<b>2 / 4</b>	3	S/S Front w/Glass Doors
<b>72"</b>	BB72GY-1-B	\$8,500	370	19.4	72" x 23 1/2" x 34"	115 / 5.0 / 1/4	<b>3 / 6</b>	3	Black w/ Glass Doors
	BB72GY-1-B-27	\$9,444	441	19.4	72" x 23 1/2" x 36"	115 / 5.0 / 1/4	<b>3 / 6</b>	3	Black w/Glass Doors & S/S Top
	BB72GY-1-S	\$9,963	370	19.4	72" x 23 1/2" x 34"	115 / 5.0 / 1/4	<b>3 / 6</b>	3	S/S Exterior w/Glass Doors
	BB72GY-1-S-27	\$10,800	366	19.4	72" x 25" x 36"	115 / 5.0 / 1/4		3	S/S Exterior, S/S Top w/Glass Doors
	BB72GSY-1-B	\$9,595	366	19.4	72" x 25" x 34"	115 / 5.0 / 1/4	<b>3 / 6</b>	3	Black w/ Sliding Glass Doors
	BB72GSY-1-B-27	\$9,614	366	19.4	72" x 25" x 36"	115 / 5.0 / 1/4	<b>3 / 6</b>	3	Black w/ Sliding Glass Doors
	BB72GSY-1-S	\$11,014	366	19.4	72" x 25" x 34"	115 / 5.0 / 1/4	<b>3 / 6</b>	3	S/S w/ Sliding Glass Doors
	BB72GSY-1-S-27	\$11,044	366	19.4	72" x 25" x 36"	115 / 5.0 / 1/4	<b>3 / 6</b>	3	S/S w/ Sliding Glass Doors & S/S Top
<b>78"</b>	BB78G-1-B	\$8,302	475	33	79" x 28 3/16" x 37 1/4"	115 / 7.4 / 1/3	<b>3 / 6</b>	4	Black w/Glass Doors
	BB78G-1-S	\$9,950	482	33	79" x 28 3/16" x 37 1/4"	115 / 7.4 / 1/3	<b>3 / 6</b>	4	S/S Front w/Glass Doors
<b>94"</b>	BB94G-1-B	\$8,630	341	39.7	95" x 28 3/16" x 37 1/4"	115 / 7.4 / 1/3	<b>3 / 6</b>	5	Black w/Glass Doors
	BB94G-1-S	\$10,045	341	39.7	95" x 28 3/16" x 37 1/4"	115 / 7.4 / 1/3	<b>3 / 6</b>	5	S/S Front w/Glass Doors



# BAR EQUIPMENT

## AVAILABLE ACCESSORIES:

► Foot Pedal Door Opener

► Food Rated Back Bar Coolers – Solid & Glass Door Refrigerators

**WINE MODELS  
AVAILABLE**

**Add -Wine  
to Model  
+\$250 List**

## TESTED & CERTIFIED TO AMBIENT CLASS OF 100°F

Food Rated Back Bar Coolers – Solid & Glass Door Refrigerators

### FEATURES:

#### Cabinet Finish

Black or stainless steel exterior finishes available. All stainless steel interior with radius corners is easy to keep clean and meets NSF Standard 7 for open food containers.

#### Heavy Duty Construction

Foamed-in place CFC & HCFC-free polyurethane insulation.

#### Interior Lighting

Interior, fluorescent lighting fully illuminates products.

#### Self-Closing Door(s) with Locks

#### Field Reversible Doors

#### Snap-In Door Gaskets



BB24GF-1-S

Easy to remove for cleaning or replacement without service agency.

#### Refrigeration System

Balanced, forced-air refrigeration system provides rapid chilling of product. 23" depth models feature lift-out refrigeration system.

#### Environmentally Friendly R134a Refrigerant

System utilizes R134a refrigerant, which is CFC and HCFC-free for compliance with environmental safety standards.

#### Compressor

Compressor available on left or right side – specify at time of order.

**Under Bar Models** Under bar models available on 28" depth models – specify at time of order.



Products that have earned the ENERGY STAR® are designed to protect the environment through superior energy efficiency. For a complete list of qualified models, visit [www.energystar.gov/cfs](http://www.energystar.gov/cfs). Click on Commercial Refrigerators & Freezers on the right-hand side of the page.

## FOOD RATED BACK BAR COOLERS – SOLID DOOR REFRIGERATORS – SPECIFICATIONS

	MODELS	LIST PRICE	CRATED WEIGHT	CUBIC FEET	EXT. DIMENSIONS – W x D x H	VOLTS / AMPS / HP	DOORS / SHELVES	# OF STRAIGHT WALL KEGS	FINISH
24"	BB24F-1-B	\$4,825	180	7.8	24" x 29 1/2" x 37 3/4"	115 / 4.0 / 1/5	1 / 2	1	Black
	BB24F-1-S	\$5,779	180	7.8	24" x 29 1/2" x 37 3/4"	115 / 4.0 / 1/5	1 / 2	1	S/S Exterior
36"	BB36F-1-B	\$6,843	250	8.3	36" x 23 1/2" x 34"	115 / 5.0 / 1/5	1 / 2	2	Black
	BB36F-1-B-27	\$7,374	250	8.3	36" x 23 1/2" x 34"	115 / 5.0 / 1/5	1 / 2	2	Black w/ S/S Top
	BB36F-1-S	\$7,692	250	8.3	36" x 23 1/2" x 34"	115 / 5.0 / 1/5	1 / 2	2	S/S Exterior
	BB36F-1-S-27	\$8,222	250	8.3	36" x 23 1/2" x 34"	115 / 5.0 / 1/5	1 / 2	2	S/S w/ S/S Top
48"	BB48YF-1-B	\$7,761	269	12.1	48" x 23 1/2" x 34"	115 / 5.0 / 1/4	2 / 4	2	Black
	BB48YF-1-B-27	\$7,850	223	12.1	48" x 23 1/2" x 36"	115 / 5.0 / 1/4	2 / 4	2	Black & S/S Top
	BB48YF-1-S	\$8,817	223	12.1	48" x 23 1/2" x 34"	115 / 5.0 / 1/4	2 / 4	2	S/S Exterior
	BB48YF-1-S-27	\$9,200	223	12.1	48" x 23 1/2" x 36"	115 / 5.0 / 1/4	2 / 4	2	S/S Exterior & S/S Top
58"	BB58F-1-B	\$7,325	354	23.8	59" x 28 3/16" x 37 1/4"	115 / 7.2 / 1/3	2 / 4	2	Black
	BB58F-1-S	\$8,606	359	23.8	59" x 28 3/16" x 37 1/4"	115 / 7.2 / 1/3	2 / 4	2	S/S Front
68"	BB68F-1-B	\$7,613	397	28.4	69" x 28 3/16" x 37 1/4"	115 / 7.2 / 1/3	2 / 4	3	Black
	BB68F-1-S	\$9,082	401	28.4	69" x 28 3/16" x 37 1/4"	115 / 7.2 / 1/3	2 / 4	3	S/S Front
72"	BB72YF-1-B	\$9,406	366	19.4	72" x 23 1/2" x 34"	115 / 5.0 / 1/4	3 / 6	3	Black
	BB72YF-1-B-27	\$9,945	366	19.4	72" x 23 1/2" x 36"	115 / 5.0 / 1/4	3 / 6	3	Black & S/S Top
	BB72YF-1-S	\$10,773	359	19.4	72" x 23 1/2" x 34"	115 / 5.0 / 1/4	3 / 6	3	S/S Exterior
	BB72YF-1-S-27	\$11,625	359	19.4	72" x 23 1/2" x 36"	115 / 5.0 / 1/4	3 / 6	3	S/S Exterior & S/S Top

**PASS THRU MODELS ARE AVAILABLE  
TO SEE PAGES 85 AND 86**

**REMOTE MODELS AVAILABLE.  
DEDUCT 10% FROM LIST PRICE.**



**YOUR COMPLETE REFRIGERATION SOURCE**

### FOOD RATED BACK BAR COOLERS - SOLID DOOR REFRIGERATORS - SPECIFICATIONS

	MODELS	LIST PRICE	CRATED WEIGHT	CUBIC FEET	EXT. DIMENSIONS – W x D x H	VOLTS / AMPS / HP	DOORS/ SHELVES	# OF STRAIGHT WALL KEGS	FINISH
<b>78"</b>	BB78F-1-B	\$10,211	439	33	79" x 28 3/16" x 37 1/4"	115 / 7.2 / 1/3	<b>3 / 6</b>	4	Black
	BB78F-1-S	\$11,935	438	33	79" x 28 3/16" x 37 1/4"	115 / 7.2 / 1/3	<b>3 / 6</b>	4	S/S Front
<b>94"</b>	BB94F-1-B	\$8,690	498	39.7	95" x 28 3/16" x 37 1/4"	115 / 7.2 / 1/3	<b>3 / 6</b>	5	Black
	BB94F-1-S	\$11,075	489	39.7	95" x 28 3/16" x 37 1/4"	115 / 7.2 / 1/3	<b>3 / 6</b>	5	S/S Front

*For total depth add 1" for handle. For total height add 2" for stainless steel top (excludes -27 models).*

### FOOD RATED BACK BAR COOLERS - GLASS DOOR REFRIGERATORS - SPECIFICATIONS

	MODELS	LIST PRICE	CRATED WEIGHT	CUBIC FEET	EXT. DIMENSIONS – W x D x H	VOLTS / AMPS / HP	DOORS/ SHELVES	# STRAIGHT WALL KEGS	FINISH
<b>24"</b>	BB24GF-1-B	\$5,663	195	7.8	24" x 29 1/2" x 37 3/4"	115 / 4.0 / 1/5	<b>1 / 2</b>	1	Black Exterior w/ Glass Doors
	BB24GF-1-S	\$6,645	195	7.8	24" x 29 1/2" x 37 3/4"	115 / 4.0 / 1/5	<b>1 / 2</b>	1	S/S Exterior w/ Glass Doors
<b>36"</b>	BB36GF-1-B	\$7,150	243	8.3	36" x 23 1/2" x 34"	115 / 5.0 / 1/4	<b>1 / 2</b>	2	Black Exterior w/ Glass Doors
	BB36GF-1-B-27	\$7,696	243	8.8	36" x 23 1/2" x 36"	115 / 5.0 / 1/5	<b>1 / 2</b>	2	Black Exterior w/ Glass Doors
	BB36GF-1-S	\$8,133	243	8.3	36" x 23 1/2" x 34"	115 / 5.0 / 1/4	<b>1 / 2</b>	2	S/S Exterior w/ Glass Doors
	BB36GF1-S-27	\$8,678	243	8.3	36" X 23 1/2" X 36"	115 / 5.0 / 1/4	<b>1 / 2</b>	2	S/S exterior w/ Glass Doors
<b>48"</b>	BB48GYF-1-B	\$8,544	302	12.1	48" x 23 1/2" x 34"	115 / 5.0 / 1/4	<b>2 / 4</b>	2	Black w/Glass Doors
	BB48GYF-1-B-27	\$9,270	302	12.1	48" x 23 1/2" x 36"	115 / 5.0 / 1/4	<b>2 / 4</b>	2	Black w/Glass Doors & S/S Top
	BB48GYF-1-S	\$9,520	302	12.1	48" x 23 1/2" x 34"	115 / 5.0 / 1/4	<b>2 / 4</b>	2	S/S Exterior w/Glass Doors
	BB48GYF-1-S-27	\$10,295	302	12.1	48" x 23 1/2" x 36"	115 / 5.0 / 1/4	<b>2 / 4</b>	2	S/S Exterior w/Glass Doors
	BB48GSYF-1-B	\$11,887	306	12.1	48" x 23 1/2" x 34"	115 / 5.0 / 1/4	<b>2 / 4</b>	2	Black w/Sliding Glass Doors
	BB48GSYF-1-B-27	\$12,888	306	12.1	48" x 23 1/2" x 36"	115 / 5.0 / 1/4	<b>2 / 4</b>	2	Black w/Sliding Glass Doors
	BB48GSYF-1-S	\$13,324	326	12.1	48" 23 1/2" x 34"	115 / 5.0 / 1/4	<b>2 / 4</b>	2	Black exterior w/ Sliding Glass Doors
	BB48GSYF-1-S-27	\$13,750	326	12.1	48" 23 1/2" x 36"	115 / 5.0 / 1/4	<b>2 / 4</b>	2	Black exterior w/ Sliding Glass Doors & S/S Top
<b>58"</b>	BB58GF-1-B	\$8,325	374	23.8	59" x 28 3/16" x 37 1/4"	115 / 7.4 / 1/3	<b>2 / 4</b>	2	Black w/Glass Doors
	BB58GF-1-S	\$9,608	382	23.8	59" x 28 3/16" x 37 1/4"	115 / 7.4 / 1/3	<b>2 / 4</b>	2	S/S Front w/Glass Doors
	BB58GSF-1-B	\$9,995	382	23.8	59" x 28 3/16" x 37 1/4"	115 / 7.4 / 1/3	<b>2 / 4</b>	2	Black w/Sliding Glass Doors
<b>68"</b>	BB68GF-1-B	\$8,694	401	28.4	69" x 28 3/16" x 37 1/4"	115 / 7.4 / 1/3	<b>2 / 4</b>	3	Black w/Glass Doors
	BB68GF-1-S	\$10,099	401	28.4	69" x 28 3/16" x 37 1/4"	115 / 7.4 / 1/3	<b>2 / 4</b>	3	S/S Front w/Glass Doors
<b>72"</b>	BB72GYF-1-B	\$10,812	425	19.4	72" x 23 1/2" x 34"	115 / 5.0 / 1/4	<b>3 / 6</b>	3	Black w/ Glass Doors
	BB72GYF-1-B-27	\$11,698	425	19.4	72" x 23 1/2" x 36"	115 / 5.0 / 1/4	<b>3 / 6</b>	3	Black w/Glass Doors & S/S Top
	BB72GYF-1-S	\$12,216	425	19.4	72" x 23 1/2" x 34"	115 / 5.0 / 1/4	<b>3 / 6</b>	3	S/S Exterior w/Glass Doors
	BB72GSYF-1-B	\$11,849	425	19.4	72" x 25" x 34"	115 / 5.0 / 1/4	<b>3 / 6</b>	3	Black w/ Sliding Glass Doors
	BB72GSYF-1-B-27	\$11,868	430	19.4	72" x 25" x 36"	115 / 5.0 / 1/4	<b>3 / 6</b>	3	Black w/ Sliding Glass Doors
	BB72GSYF-1-S	\$13,268	425	19.4	72" x 25" x 34"	115 / 5.0 / 1/4	<b>3 / 6</b>	3	S/S w/ Sliding Glass Doors
	BB72GSYF-1-S-27	\$13,297	430	19.4	72" x 25" x 36"	115 / 5.0 / 1/4	<b>3 / 6</b>	3	S/S w/ Sliding Glass Doors
<b>78"</b>	BB78GF-1-B	\$10,578	482	33	79" x 28 3/16" x 37 1/4"	115 / 7.4 / 1/3	<b>3 / 6</b>	4	Black w/Glass Doors
	BB78GF-1-S	\$12,435	482	33	79" x 28 3/16" x 37 1/4"	115 / 7.4 / 1/3	<b>3 / 6</b>	4	S/S Front w/Glass Doors
<b>94"</b>	BB94GF-1-B	\$10,198	554	39.7	95" x 28 3/16" x 37 1/4"	115 / 7.4 / 1/3	<b>3 / 6</b>	5	Black w/Glass Doors
	BB94GF-1-S	\$12,551	554	39.7	95" x 28 3/16" x 37 1/4"	115 / 7.4 / 1/3	<b>3 / 6</b>	5	S/S Front w/Glass Doors

*For total depth add 1" for handle. For total height add 2" for stainless steel top.*

# BAR EQUIPMENT

## ► Pass-Thru Back Bar Coolers

### AVAILABLE ACCESSORIES:

- Foot Pedal Door Opener
- LED

REMOTE MODELS  
AVAILABLE

-Deduct 10%

### TESTED & CERTIFIED TO AMBIENT CLASS OF 100°F

#### Pass-Thru Back Bar Coolers FEATURES:

##### Cabinet Finish

Black or stainless steel exterior finishes available, galvanized interior with stainless floor. Food rated models feature complete stainless steel interior.

##### Heavy Duty Construction

Foamed-in place CFC & HCFC-free polyurethane insulation

##### Compressor

Compressor available on left or right side — specify at time of order.

##### LED Lighting Standard

##### Self-Closing Glass Doors with Locks

##### Field Reversible Doors

##### Snap-In Door Gaskets

Easy to remove for cleaning or replacement without service agency.

##### Refrigeration System

Balanced, forced-air refrigeration system provides rapid chilling of product. 23" depth models feature lift-out refrigeration system.

##### Environmentally Friendly R134a Refrigerant

System utilizes R134a refrigerant, which is CFC & HCFC-free for compliance with environmental safety standards.

##### Compressor

Compressor available on left or right side — specify at time of order.

##### Under Bar Models

Under bar models available on 28" depth models — specify at time of order.

##### Agency Certifications



BB48Y-1-B-PT



BB58-1-S-27-PT



BB72GSY-1-B-27-PT



Products that have earned the ENERGY STAR® are designed to protect the environment through superior energy efficiency. For a complete list of qualified models, visit [www.energystar.gov/cfs](http://www.energystar.gov/cfs). Click on Commercial Refrigerators & Freezers on the right-hand side of the page.

### REMOTE MODELS AVAILABLE.

#### BACK BAR SOLID DOOR PASS-THRU REFRIGERATORS - SPECIFICATIONS

	MODELS	LIST PRICE	CRATED WEIGHT	CUBIC FEET	EXT. DIMENSIONS – W x D x H	VOLTS / AMPS / HP	DOORS/ SHELVES	# STRAIGHT WALL KEGS	FINISH
48"	BB48Y-1-B-PT	\$8,345	306	12.1	48" x 25" x 34"	115 / 5.0 / 1/4	2 / 4	2	Black exterior
	BB48Y-1-B-27-PT	\$9,101	306	12.1	48" x 23 1/2" x 36"	115 / 5.0 / 1/4	2 / 4	2	Stainless steel exterior, 2" stainless steel top
	BB48Y-1-S-PT	\$9,528	306	12.1	48" x 25" x 34"	115 / 5.0 / 1/4	2 / 4	2	Stainless steel exterior
	BB48Y-1-S-27-PT	\$9,681	306	12.1	48" x 25" x 36"	115 / 5.0 / 1/4	2 / 4	2	Black exterior, 2" stainless steel top

**INTERIOR IS S/S ON ALL  
FOOD RATED MODELS BELOW**

**LED AND REMOTE  
MODELS AVAILABLE**

**-Deduct 10%**



**YOUR COMPLETE REFRIGERATION SOURCE**

### BACK BAR SOLID DOOR PASS-THRU REFRIGERATORS - SPECIFICATIONS

	MODELS	LIST PRICE	CRATED WEIGHT	CUBIC FEET	EXT. DIMENSIONS – W x D x H	VOLTS / AMPS / HP	DOORS/ SHELVES	# STRAIGHT WALL KEGS	FINISH
<b>72"</b>	BB72Y-1-B-PT	\$9,335	366	19.4	72" x 25" x 34"	115 / 5.0 / 1/4	<b>6 / 6</b>	3	Black exterior
	BB72Y-1-B-27-PT	\$10,272	366	19.4	72" x 25" x 36"	115 / 5.0 / 1/4	<b>6 / 6</b>	3	Black exterior, 2" stainless steel top
	BB72Y-1-S-PT	\$11,103	366	19.4	72" x 25" x 34"	115 / 5.0 / 1/4	<b>6 / 6</b>	3	Stainless steel exterior
	BB72Y-1-S-27-PT	\$12,136	366	19.4	72" x 25" x 36"	115 / 5.0 / 1/4	<b>6 / 6</b>	3	Stainless steel exterior, 2" stainless steel top
<b>78"</b>	BB78-1-B-PT	\$11,087	475	33.3	79" x 29" x 37 1/4"	115 / 7.2 / 1/3	<b>6 / 6</b>	4	Black exterior
	BB78-1-S-PT	\$14,003	475	33.3	79" x 29" x 37 1/4"	115 / 7.2 / 1/3	<b>6 / 6</b>	4	Stainless steel exterior
<b>94"</b>	BB94-1-B-PT	\$11,080	498	39.2	95" x 29" x 37 1/4"	115 / 9.4 / 1/3	<b>6 / 6</b>	5	Black exterior
	BB94-1-S-PT	\$12,254	498	39.2	95" x 29" x 37 1/4"	115 / 9.4 / 1/3	<b>6 / 6</b>	5	Stainless steel exterior

*For total depth add 1" for handle. For total height add 2" for stainless steel top.*

### GLASS DOOR PASS-THRU REFRIGERATORS - SPECIFICATIONS

	MODELS	LIST PRICE	CRATED WEIGHT	CUBIC FEET	EXT. DIMENSIONS – W x D x H	VOLTS / AMPS / HP	DOORS/ SHELVES	# STRAIGHT WALL KEGS	FINISH
<b>48"</b>	BB48GY-1-B-PT	\$10,105	309	12.1	48" x 25" x 34"	115 / 5.0 / 1/4	<b>2 / 4</b>	2	Black exterior
	BB48GY-1-B-27-PT	\$11,445	309	12.1	48" x 23 1/2" x 36"	115 / 5.0 / 1/4	<b>2 / 4</b>	2	Black exterior, 2" stainless steel top
	BB48GY-1-S-PT	\$11,684	309	12.1	48" x 25" x 34"	115 / 5.0 / 1/4	<b>2 / 4</b>	2	S/S Exterior w/Glass Doors
	BB48GY-1-S-27-PT	\$12,757	309	12.1	48" x 25" x 36"	115 / 5.0 / 1/4	<b>2 / 4</b>	2	Stainless steel exterior, 2" stainless steel top
	BB48GSY-1-B-PT	\$10,105	306	12.1	48" x 25" x 34"	115 / 5.0 / 1/4	<b>4 / 4</b>	2	Black exterior, sliding glass doors
	BB48GSY-1-B-27-PT	\$11,445	306	12.1	48" x 25" x 36"	115 / 5.0 / 1/4	<b>4 / 4</b>	2	Black exterior, 2" stainless steel top, sliding glass doors
	BB48GSY-1-S-PT	\$11,684	306	12.1	48" x 25" x 34"	115 / 5.0 / 1/4	<b>4 / 4</b>	2	Stainless steel exterior, sliding glass doors
	BB48GSY-1-S-27-PT	\$12,757	306	12.1	48" x 25" x 36"	115 / 5.0 / 1/4	<b>4 / 4</b>	2	Stainless steel exterior, 2" stainless steel top, sliding glass doors
<b>72"</b>	BB72GY-1-B-PT	\$10,763	366	19.4	72" x 25" x 34"	115 / 5.0 / 1/4	<b>6 / 6</b>	3	Black exterior
	BB72GY-1-B-27-PT	\$11,443	366	19.4	72" x 25" x 36"	115 / 5.0 / 1/4	<b>6 / 6</b>	3	Black exterior, 2" stainless steel top
	BB72GY-1-S-PT	\$11,670	366	19.4	72" x 25" x 34"	115 / 5.0 / 1/4	<b>6 / 6</b>	3	Stainless steel exterior
	BB72GY-1-S-27-PT	\$12,350	366	19.4	72" x 25" x 36"	115 / 5.0 / 1/4	<b>6 / 6</b>	3	Stainless steel with 2" stainless steel top
	BB72GSY-1-B-PT	\$10,854	366	19.4	72" x 25" x 34"	115 / 5.0 / 1/4	<b>6 / 6</b>	3	Black exterior, sliding glass doors
	BB72GSY-1-B-27-PT	\$11,700	366	19.4	72" x 25" x 36"	115 / 5.0 / 1/4	<b>6 / 6</b>	3	Black exterior, 2" stainless steel top, sliding glass doors
	BB72GSY-1-S-PT	\$12,349	366	19.4	72" x 25" x 34"	115 / 5.0 / 1/4	<b>6 / 6</b>	3	Stainless steel exterior, sliding glass doors
	BB72GSY-1-S-27-PT	\$13,029	366	19.4	72" x 25" x 36"	115 / 5.0 / 1/4	<b>6 / 6</b>	3	Stainless steel exterior, 2" stainless steel top, sliding glass doors
<b>78"</b>	BB78G-1-B-PT	\$12,254	475	33.3	79" x 29" x 37 1/4"	115 / 7.2 / 1/3	<b>6 / 6</b>	4	Black exterior
	BB78G-1-S-PT	\$13,420	475	33.3	79" x 29" x 37 1/4"	115 / 7.2 / 1/3	<b>6 / 6</b>	4	Stainless steel exterior
<b>94"</b>	BB94G-1-B-PT	\$13,420	498	39.2	95" x 29" x 37 1/4"	115 / 9.4 / 1/3	<b>6 / 6</b>	5	Black exterior
	BB94G-1-S-PT	\$14,587	498	39.2	95" x 29" x 37 1/4"	115 / 9.4 / 1/3	<b>6 / 6</b>	5	Stainless steel exterior

*For total depth add 1" for handle. For total height add 2" for stainless steel top.*

# BAR EQUIPMENT

## ► Pass-Thru Back Bar Coolers

REMOTE MODELS AVAILABLE

-Deduct 10%

### FOOD RATED - BACK BAR SOLID DOOR PASS-THRU REFRIGERATORS - SPECIFICATIONS

	MODELS	LIST PRICE	CRATED WEIGHT	CUBIC FEET	EXT. DIMENSIONS - W x D x H	VOLTS / AMPS / HP	DOORS / SHELVES	# STRAIGHT WALL KEGS	FINISH
48"	BB48YF-1-B-PT	\$11,350	306	12.1	48" x 25" x 34"	115 / 5.0 / 1/4	2 / 4	2	Black exterior
	BB48YF-1-B-27-PT	\$11,367	306	12.1	48" x 25" x 36"	115 / 5.0 / 1/4	2 / 4	2	Black exterior, 2" stainless steel top
	BB48YF-1-S-PT	\$11,671	306	12.1	48" x 25" x 34"	115 / 5.0 / 1/4	2 / 4	2	Stainless steel exterior
	BB48YF-1-S-27-PT	\$12,605	306	12.1	48" x 23 1/2" x 36"	115 / 5.0 / 1/4	2 / 4	2	Stainless steel exterior, 2" stainless steel top
72"	BB72YF-1-B-PT	\$12,604	366	19.4	72" x 25" x 34"	115 / 5.0 / 1/4	6 / 6	3	Black exterior
	BB72YF-1-B-27-PT	\$13,303	366	19.4	72" x 25" x 36"	115 / 5.0 / 1/4	6 / 6	3	Black exterior, 2" stainless steel top
	BB72YF-1-S-PT	\$13,771	366	19.4	72" x 25" x 34"	115 / 5.0 / 1/4	6 / 6	3	Stainless steel exterior
	BB72YF-1-S-27-PT	\$14,470	366	19.4	72" x 25" x 36"	115 / 5.0 / 1/4	6 / 6	3	Stainless steel exterior, 2" stainless steel top
78"	BB78F-1-B-PT	\$15,725	475	33.3	79" x 29" x 37 1/4"	115 / 7.2 / 1/3	6 / 6	4	Black exterior
	BB78F-1-S-PT	\$18,380	475	33.3	79" x 29" x 37 1/4"	115 / 7.2 / 1/3	6 / 6	4	Stainless steel exterior
94"	BB94F-1-B-PT	\$13,381	498	39.2	95" x 29" x 37 1/4"	115 / 9.4 / 1/3	6 / 6	5	Black exterior
	BB94F-1-S-PT	\$17,054	498	39.2	95" x 29" x 37 1/4"	115 / 9.4 / 1/3	6 / 6	5	Stainless steel exterior

For total depth add 1" for handle. For total height add 2" for stainless steel top.

### FOOD RATED - BACK BAR GLASS DOOR PASS-THRU REFRIGERATORS - SPECIFICATIONS

	MODELS	LIST PRICE	CRATED WEIGHT	CUBIC FEET	EXT. DIMENSIONS - W x D x H	VOLTS / AMPS / HP	DOORS / SHELVES	# STRAIGHT WALL KEGS	FINISH
48"	BB48GYF-1-B-PT	\$12,288	309	12.1	48" x 25" x 34"	115 / 5.0 / 1/4	2 / 4	2	Black exterior
	BB48GYF-1-B-27-PT	\$13,628	309	12.1	48" x 25" x 36"	115 / 5.0 / 1/4	2 / 4	2	Stainless steel exterior, 2" stainless steel top
	BB48GYF-1-S-PT	\$13,868	309	12.1	48" x 25" x 34"	115 / 5.0 / 1/4	2 / 4	2	Stainless steel exterior
	BB48GYF-1-S-27-PT	\$14,941	309	12.1	48" x 23 1/2" x 36"	115 / 5.0 / 1/4	2 / 4	2	Black exterior, 2" stainless steel top
	BB48GSYF-1-B-PT	\$12,402	306	12.1	48" x 25" x 34"	115 / 5.0 / 1/4	4 / 4	2	Black exterior, sliding glass doors
	BB48GSYF-1-B-27-PT	\$13,573	306	12.1	48" x 25" x 36"	115 / 5.0 / 1/4	4 / 4	2	Black exterior, 2" stainless steel top, sliding glass doors
	BB48GSYF-1-S-PT	\$13,812	306	12.1	48" x 25" x 34"	115 / 5.0 / 1/4	4 / 4	2	Stainless steel exterior, sliding glass doors
	BB48GSYF-1-S-27-PT	\$14,885	306	12.1	48" x 25" x 36"	115 / 5.0 / 1/4	4 / 4	2	Stainless steel exterior, 2" stainless steel top, sliding glass doors
72"	BB72GYF-1-B-PT	\$13,030	366	19.4	72" x 25" x 34"	115 / 5.0 / 1/4	6 / 6	3	Black exterior
	BB72GYF-1-B-27-PT	\$13,709	366	19.4	72" x 25" x 36"	115 / 5.0 / 1/4	6 / 6	3	Black exterior, 2" stainless steel top
	BB72GYF-1-S-PT	\$13,935	366	19.4	72" x 25" x 34"	115 / 5.0 / 1/4	6 / 6	3	Stainless steel exterior
	BB72GYF-1-S-27-PT	\$14,616	366	19.4	72" x 25" x 36"	115 / 5.0 / 1/4	6 / 6	3	Stainless steel with 2" stainless steel top
	BB72GSYF-1-B-PT	\$13,256	366	19.4	72" x 25" x 34"	115 / 5.0 / 1/4	6 / 6	3	Black exterior, sliding glass doors
	BB72GSYF-1-B-27-PT	\$13,935	366	19.4	72" x 25" x 36"	115 / 5.0 / 1/4	6 / 6	3	Black exterior, 2" stainless steel top, sliding glass doors
	BB72GSYF-1-S-PT	\$14,615	366	19.4	72" x 25" x 34"	115 / 5.0 / 1/4	6 / 6	3	Stainless steel exterior, sliding glass doors
	BB72GSYF-1-S-27-PT	\$15,295	366	19.4	72" x 25" x 36"	115 / 5.0 / 1/4	6 / 6	3	Stainless steel exterior, 2" stainless steel top, sliding glass doors
78"	BB78GF-1-B-PT	\$15,990	475	33.3	79" x 29" x 37 1/4"	115 / 7.2 / 1/3	6 / 6	4	Black exterior
	BB78GF-1-S-PT	\$18,609	475	33.3	79" x 29" x 37 1/4"	115 / 7.2 / 1/3	6 / 6	4	Stainless steel exterior
94"	BB94GF-1-B-PT	\$15,259	498	39.2	95" x 29" x 37 1/4"	115 / 9.4 / 1/3	6 / 6	5	Black exterior
	BB94GF-1-S-PT	\$18,788	498	39.2	95" x 29" x 37 1/4"	115 / 9.4 / 1/3	6 / 6	5	Stainless steel exterior

For total depth add 1" for handle. For total height add 2" for stainless steel top.





*70th Anniversary*  
**BEVERAGE-AIR**  
MADE IN AMERICA SINCE 1944



## Deep Well Bottle Coolers (DW Series)

Certified to Ambient Class of 100°F

**Strongest  
Lids in the  
Industry!**



100% all metal lids  
to prevent bowing or  
breaking

Stainless steel interior  
floor, standard

Whisper Quiet  
refrigeration system

One piece stainless steel  
top and raised edge

Adjustable bottle  
dividers standard

*Dare to Compare!*

**Models available:** Black or stainless steel exterior.  
Standard 36-38°F or FROSTY BREW MODELS –  
30-32°F available.

*Available options: floor racks; single and double speed rails,  
graphic package available (black exterior models only), casters*



3 Year Parts/Labor  
Warranty & Additional  
2 Year Compressor  
Warranty

# BAR EQUIPMENT

## ► Horizontal Bottle Coolers, Deep Well

### TESTED & CERTIFIED TO AMBIENT CLASS OF 100°F

#### Horizontal Bottle Coolers, Deep Well FEATURES:

##### High Cooling RPM Fans (Frosty Brew Models)

High RPM fans provide the fastest cooling (pull down) of contained beverages from (30°–32°F). Standard models provide cooling (pull down) to (36°–40°F).

##### Cabinet Finish

Black or stainless exterior finishes available. Galvanized interior with S/S floor. One-piece, all-metal sliding lids.

##### Heavy Duty Construction

CFC and HCFC-free foamed-in-place polyurethane insulation.

##### Adjustable Dividers

Adjustable dividers included in epoxy coated steel wire.

##### Bottle Cap Opener & Cap Catcher Standard

Bottle Cap Opener & Cap Catcher allow you to quickly open beverages.

##### Refrigeration System

Balanced, forced-air, lift-out refrigeration system provides rapid chilling of product.

##### Self-Defrosting Evaporator

Coolers feature oversized self-defrosting evaporator to move air and larger coil for greater cooling capacity.

##### Environmentally Friendly R134a Refrigerant

System utilizes R134a refrigerant, which is CFC and HCFC-free for compliance with environmental safety standards.

##### Agency Certifications

All items are either ULEPH or NSF.



Products that have earned the ENERGY STAR® are designed to protect the environment through superior energy efficiency. For a complete list of qualified models, visit [www.energystar.gov/cfs](http://www.energystar.gov/cfs). Click on Commercial Refrigerators & Freezers on the right-hand side of the page.

**DURABLE**

**Strongest Lid  
Assembly In  
The Industry**

One-piece,  
all-metal  
sliding lids

DW49



DW64



DW79



DW94





### 30°-32°F HORIZONTAL BOTTLE COOLERS, DEEP WELL FROSTY BREW™ - SPECIFICATIONS

	MODELS	LIST PRICE	CRATED WEIGHT	CUBIC FEET	EXT. DIMENSIONS - W x D x H	VOLTS / AMPS / HP	DOORS / LIDS	DIVIDERS	CASE CAPACITIES	
									12 OZ. BOTTLES	12 OZ. CANS
49"	DW49-B-29	\$5,542	280	13.35	50" x 26 1/2" x 33 7/8"	115 / 7.3 / 1/4	2	3	10 1/2	17 1/2
	DW49-S-29	\$6,375	280	13.35	50" x 26 1/2" x 33 7/8"	115 / 7.3 / 1/4	2	3	10 1/2	17 1/2
64"	DW64-B-29	\$5,821	317	18.5	65" x 26 1/2" x 33 7/8"	115 / 7.8 / 1/3	2	4	15 7/8	26 1/2
	DW64-S-29	\$6,695	317	18.5	65" x 26 1/2" x 33 7/8"	115 / 7.8 / 1/3	2	4	15 7/8	26 1/2
79"	DW79-B-29	\$7,403	422	24.1	80" x 26 1/2" x 33 7/8"	115 / 9.5 / 1/2	3	5	21 1/8	34 7/8
	DW79-S-29	\$8,515	422	24.1	80" x 26 1/2" x 33 7/8"	115 / 9.5 / 1/2	3	5	21 1/8	34 7/8
94"	DW94-B-29	\$8,466	446	29.5	95" x 26 1/2" x 33 7/8"	115 / 9.5 / 1/2	4	6	26 1/2	43 3/8
	DW94-S-29	\$9,735	446	29.5	95" x 26 1/2" x 33 7/8"	115 / 9.5 / 1/2	4	6	26 1/2	43 3/8

*These case capacities apply to both the DW Frosty Brew and Deep Well Standard units. Cap Catcher adds 1 1/2" to depth.*

### 36°-40°F HORIZONTAL BOTTLE COOLERS, DEEP WELL STANDARD - SPECIFICATIONS

	MODELS	LIST PRICE	CRATED WEIGHT	CUBIC FEET	EXT. DIMENSIONS - W x D x H	VOLTS / AMPS / HP	LIDS / DIVIDERS	FINISH
34"	SF34-B	\$3,934	214	7.5	35" x 26 1/2" x 33 7/8"	115 / 4.5 / 1/5	1 / 2	Black
	SF34-W-02	\$5,201	214	7.5	35" x 26 1/2" x 33 7/8"	115 / 4.5 / 1/5	1 / 2	White
49"	DW49-B	\$4,162	378	13.35	50" x 26 1/2" x 33 7/8"	115 / 6.3 / 1/3	2 / 3	Black
	DW49-S	\$4,900	282	13.35	50" x 26 1/2" x 33 7/8"	115 / 6.3 / 1/3	2 / 3	S/S Front
64"	DW64-B	\$4,601	331	18.5	65" x 26 1/2" x 33 7/8"	115 / 6.3 / 1/3	2 / 4	Black
	DW64-S	\$5,375	308	18.5	65" x 26 1/2" x 33 7/8"	115 / 6.3 / 1/3	2 / 4	S/S Front
79"	DW79-B	\$6,040	388	24.1	80" x 26 1/2" x 33 7/8"	115 / 9.5 / 1/2	3 / 5	Black
	DW79-S	\$6,875	408	24.1	80" x 26 1/2" x 33 7/8"	115 / 9.5 / 1/2	3 / 5	S/S Front
94"	DW94-B	\$6,385	468	29.5	95" x 26 1/2" x 33 7/8"	115 / 9.5 / 1/2	4 / 6	Black
	DW94-B-02	\$8,188	453	29.5	95" x 26 1/2" x 33 7/8"	115 / 9.5 / 1/2	4 / 6	Black & S/S Interior
	DW94-S	\$7,300	452	29.5	95" x 26 1/2" x 33 7/8"	115 / 9.5 / 1/2	4 / 6	S/S Front

*Cap Catcher adds 1 1/2" to depth. AMPS are for self-contained models only.*

### 40°- 60°F WINE TEMPERATURE MODELS AVAILABLE

Add -WINE to model + \$250 to list price.  
Frosty Brew models are not available as WINE units

**REMOTE MODELS AVAILABLE.  
DEDUCT 10% FROM LIST PRICE.**

# BAR EQUIPMENT

## ► Glass & Plate Chiller / Froster

### TESTED & CERTIFIED TO AMBIENT CLASS OF 100°F

#### Glass & Plate Chiller / Froster FEATURES:

##### Cabinet Finish

Black or stainless exterior finishes available. Galvanized interior with S/S floor. One-piece, all-metal sliding lids.

##### Stainless Steel Top

Top includes easy glide, stainless steel lids and stainless steel counter top with edge.

##### Heavy Duty Construction

2" CFC and HCFC-free foamed-in-place polyurethane insulation.

##### Refrigeration System

Balanced, forced-air, lift-out refrigeration system provides rapid chilling of product.

##### Operating Temperature

Glass Frosters chill mugs and plates to -10°F, producing frost when removed.

##### 2 Shelves and Bottom Rack Standard

##### 2 Shelf Ledges Standard with 3 Mounting Points

##### Automatic Defrost

System includes automatic defrost of coil as standard, with built-in condensate evaporator system. Eliminates the need for floor drains or additional plumbing.

##### Environmentally Friendly R404A Refrigerant

System utilizes R404A refrigerant, which is CFC and HCFC-free for compliance with environmental safety standards.

##### Agency Certifications



Products that have earned the ENERGY STAR® are designed to protect the environment through superior energy efficiency. For a complete list of qualified models, visit [www.energystar.gov/cfs](http://www.energystar.gov/cfs). Click on Commercial Refrigerators & Freezers on the right-hand side of the page.

**DURABLE**

**Strongest Lid Assembly In The Industry**

One-piece, all-metal sliding lids

GF24L-B

GF24L-S

GF34L-S



## FRONT LOADING GLASS FROSTER SPECIFICATIONS

	MODELS	LIST PRICE	CRATED WEIGHT	CUBIC FEET	EXT. DIMENSIONS – W x D x H	VOLTS / AMPS / HP	LIDS / DIVIDERS	FINISH	CASE CAPACITIES	
									12 OZ. MUGS	8" PLATES
<b>24"</b>	FLG24-1-B	\$5,459	201	5.0	24" x 27" x 33"	115 / 11.9 / 3/4	<b>1 / 2</b>	Black	80	100
	FLG24-1-S	\$5,565	201	5.0	24" x 27" x 33"	115 / 11.9 / 3/4	<b>1 / 2</b>	S/S Exterior	40	100



FLG24

## GLASS AND PLATE CHILLER/FROSTERS - SPECIFICATIONS

	MODELS	LIST PRICE	CRATED WEIGHT	CUBIC FEET	EXT. DIMENSIONS – W x D x H	VOLTS / AMPS / HP	LIDS / DIVIDERS	FINISH	CASE CAPACITIES	
									12 OZ. MUGS	8" PLATES
<b>24"</b>	GF24L-B	\$4,750	183	4.4	24" x 26 1/2" x 33 7/8"	115 / 7.0 / 1/3	<b>1 / 2</b>	Black	76	100
	GF24L-S	\$5,575	183	4.4	24" x 26 1/2" x 33 7/8"	115 / 7.0 / 1/3	<b>1 / 2</b>	S/S Exterior	76	100
<b>34"</b>	GF34L-B	\$5,325	227	6.6	34" x 26 1/2" x 33 7/8"	115 / 6.5 / 1/3	<b>1 / 2</b>	Black	94	150
	GF34L-S	\$6,240	223	6.6	34" x 26 1/2" x 33 7/8"	115 / 6.5 / 1/3	<b>1 / 2</b>	S/S Exterior	94	150
<b>48"</b>	GF48L-B	\$5,640	276	9.6	48" x 26 1/2" x 33 7/8"	115 / 7.5 / 1/3	<b>2 / 4</b>	Black	164	250
	GF48L-S	\$6,650	287	9.6	48" x 26 1/2" x 33 7/8"	115 / 7.5 / 1/3	<b>2 / 4</b>	S/S Exterior	164	250



GF48L-B



GF48L-S



# BAR EQUIPMENT

## ► Direct Draw Beer Dispensers

**TESTED & CERTIFIED TO AMBIENT CLASS OF 100°F**

### Direct Draw Beer Dispensers FEATURES:

#### Cabinet Finish

Exterior constructed of wear-resistant black vinyl. Galvanized interior & stainless steel floor. Full stainless options are available. See Accessories Section for pricing and availability.

#### Top Finish

Top is made from heavy duty stainless steel including drip tray(s) for easy cleaning.

#### Club Top Models

DD50C, DD58C & DD68C feature an easy glide stainless steel lid for additional storage of glasses, cans or bottles.

#### Heavy Duty Construction

1 1/2" CFC and HCFC-free foamed-in-place polyurethane insulation.

#### Self-Closing Doors with Locks

#### Field Reversible Doors

#### Snap-In Door Gaskets

Easy to remove for cleaning or replacement without service agency.

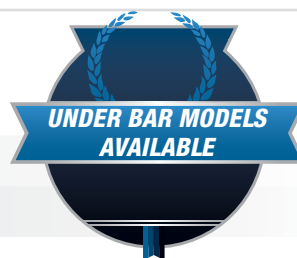
#### Insulated Dispensing Towers

3" Insulated dispensing towers have a continuous source of cold air throughout. This reduces foaming and creates the perfect pour.

#### Refrigeration System

Balanced, forced-air refrigeration system keeps beer in kegs ice cold for dispensing.

### BM23 Includes Waste Bottle To Capture Beer From Drain



**SPECIFY CUSTOM TOWER HOLE LOCATION  
- \$300 UPCHARGE**

#### Compressor

Compressor available on left or right side — specify at time of order.

#### Environmentally Friendly R134a Refrigerant

System utilizes R134a refrigerant, which is CFC and HCFC-free for compliance with environmental safety standards.

#### Only S/S BM23Bar Mobile Certified For Outdoor Use

#### Agency Certifications



Products that have earned the ENERGY STAR® are designed to protect the environment through superior energy efficiency. For a complete list of qualified models, visit [www.energystar.gov/cfs](http://www.energystar.gov/cfs). Click on Commercial Refrigerators & Freezers on the right-hand side of the page.

### STANDARD TAP / TOWER CONFIGURATION

MODELS	TOWERS STANDARD	TOTAL FAUCETS	FAUCET BREAKDOWN	KEG LINES
BM23	1	1	1 Single	1
DD24	1	1	1 Single	1
DD36	1	2	1 Dual	2 Way
DD48	1	2	1 Dual	2 Way
DD50	1	2	1 Dual	2 Way
DD58	2	3	1 Single, 1 Dual	3 Way
DD68	2	3	1 Single, 1 Dual	3 Way
DD72	2	4	2 Dual	4 Way
DD78	2	4	2 Dual	4 Way
DD94	2	4	2 Dual	4 Way

Contact factory for Club Top tower configurations.

### AVAILABLE ACCESSORIES:

- 3, 4, & 5 Tap Tower
- 1 & 2 Tap Tower Adaptors
- Faucet Locks
- Foot Pedal Door Opener
- Glass Rinser

## 40°- 60°F WINE TEMPERATURE MODELS AVAILABLE

Add -WINE to model + \$250 to list price.



YOUR COMPLETE REFRIGERATION SOURCE

DD72Y-1-B



DD94-1-B



### DIRECT DRAW BEER DISPENSERS - SPECIFICATIONS

	MODELS	LIST PRICE	CRATED WEIGHT	CUBIC FEET	EXT. DIMENSIONS – W x D x H	VOLTS / AMPS / HP	DOORS	# OF STRAIGHT WALL KEGS	FINISH
23"	BM23-B	\$3,735	180	7.8	24" x 29 1/2" x 39"	115 / 4.0 / 1/5	1	1	Black
	BM23-B-28	\$3,553	180	7.8	24" x 29 1/2" x 39"	115 / 4.0 / 1/5	1	1	Black & No Draft Arm
	BM23-S-31	\$4,745	184	7.8	24" x 29 1/2" x 39"	115 / 4.0 / 1/5	1	1	S/S Exterior
	BM23C-B	\$4,415	180	7.8	24" x 29 1/2" x 39"	115 / 4.0 / 1/5	1	1	Black Club Top
	BM23C-S	\$5,443	186	7.8	24" x 29 1/2" x 39"	115 / 4.0 / 1/5	1	1	S/S Club Top
24"	DD24-1-B	\$4,250	180	7.8	24" x 29 1/2" x 37 3/4"	115 / 4.0 / 1/5	1	1	Black
	DD24-1-S	\$4,450	180	7.8	24" x 29 1/2" x 37 3/4"	115 / 4.0 / 1/5	1	1	S/S Exterior
36"	DD36-1-B	\$7,214	180	7.8	36" x 29 1/2" x 37 3/4"	115 / 4.0 / 1/5	1	1	Black
	DD36-1-S	\$7,745	180	7.8	36" x 29 1/2" x 37 3/4"	115 / 4.0 / 1/5	1	1	S/S Exterior
	DD36-SLM-1-B	\$6,700	225	6.3	36" X19" X36"	115 / 2.0 / 1/10	1	1	Black
	DD36-SLM-1-S	\$7,200	225	6.3	36" X19" X36"	115 / 2.0 / 1/10	1	1	S/S Exterior
48"	DD48Y-1-B	\$7,532	314	12.1	48" x 23 1/2" x 36"	115 / 5.0 / 1/4	2	2	Black
	DD48Y-1-S	\$7,855	314	12.1	48" x 23 1/2" x 36"	115 / 5.0 / 1/4	2	2	S/S Exterior
50"	DD50-1-B	\$7,533	314	19.8	50 1/2" x 28 3/16" x 37 1/4"	115 / 7.4 / 1/3	2	2	Black
	DD50-1-S	\$7,855	310	19.8	50 1/2" x 28 3/16" x 37 1/4"	115 / 7.4 / 1/3	2	2	S/S Front
	DD50-1-S-01	\$8,271	292	19.8	50 1/2" x 28 3/16" x 37 1/4"	115 / 7.4 / 1/3	2	2	S/S Exterior
	DD50C-1-B	\$7,402	330	19.8	50 1/2" x 28 3/16" x 37 1/4"	115 / 7.4 / 1/3	2	2	Black Club Top
	DD50C-1-S	\$8,376	320	19.8	50 1/2" x 28 3/16" x 37 1/4"	115 / 7.4 / 1/3	2	2	S/S Front & Club Top
58"	DD58-1-B	\$6,370	343	23.8	59" x 28 3/16" x 37 1/4"	115 / 7.4 / 1/3	2	3	Black
	DD58-1-S	\$7,517	342	23.8	59" x 28 3/16" x 37 1/4"	115 / 7.4 / 1/3	2	3	S/S Front
	DD58C-1-B	\$7,275	368	23.8	59" x 28 3/16" x 37 1/4"	115 / 7.4 / 1/3	2	3	Black Club Top
	DD58C-1-S	\$8,187	372	23.8	59" x 28 3/16" x 37 1/4"	115 / 7.4 / 1/3	2	3	S/S Front & Club Top
68"	DD68-1-B	\$6,600	370	28.4	69" x 28 3/16" x 37 1/4"	115 / 7.4 / 1/3	2	3	Black
	DD68-1-S	\$8,274	385	28.4	69" x 28 3/16" x 37 1/4"	115 / 7.4 / 1/3	2	3	S/S Front
	DD68C-1-B	\$7,500	414	28.4	69" x 28 3/16" x 37 1/4"	115 / 7.4 / 1/3	2	3	Black Club Top
	DD68C-1-S	\$8,700	382	28.4	69" x 28 3/16" x 37 1/4"	115 / 7.4 / 1/3	2	3	S/S Front & Club Top
72"	DD72Y-1-B	\$8,244	377	19.4	72" x 23 1/2" x 36"	115 / 6.0 / 1/4	3	3	Black
	DD72Y-1-S	\$8,895	392	19.4	72" x 23 1/2" x 36"	115 / 6.0 / 1/4	3	3	S/S Exterior
78"	DD78-1-B	\$7,800	417	34.2	79" x 28 3/16" x 37 1/4"	115 / 7.4 / 1/3	3	4	Black
	DD78-1-S	\$9,000	431	34.2	79" x 28 3/16" x 37 1/4"	115 / 7.4 / 1/3	3	4	S/S Front
94"	DD94-1-B	\$8,000	458	39.7	95" x 28 3/16" x 37 1/4"	115 / 7.4 / 1/3	3	5	Black
	DD94-1-S	\$9,630	490	39.7	95" x 28 3/16" x 37 1/4"	115 / 7.4 / 1/3	3	5	S/S Front

For height on Club Top models, add 1 1/2" to top dimension. For total depth add 1" for handle.

**REMOTE MODELS AVAILABLE. DEDUCT 10% FROM LIST**

# MILK COOLERS & SPECIALTY FREEZERS



Products that have earned the ENERGY STAR® are designed to protect the environment through superior energy efficiency. For a complete list of qualified models, visit [www.energystar.gov/cfs](http://www.energystar.gov/cfs). Click on Commercial Refrigerators & Freezers on the right-hand side of the page.



IN THIS SECTION:

## MILK COOLERS & SPECIALTY FREEZERS

School Milk Coolers, Cold Wall

School Milk Coolers, Forced-Air

Mix and Bulk Milk Storage Refrigerators

Novelty Cases

Dipping Cabinets

STF58-1-W

*Shown with optional cow graphics*



# MILK COOLERS & SPECIALTY FREEZERS

## ► School Milk Coolers, Cold Wall

### TESTED & CERTIFIED TO AMBIENT CLASS OF 100°F

#### Single & Dual Access, Cold Wall Milk Coolers FEATURES:

##### Cabinet Finish

White-coated steel exterior with stainless steel lid and door with lock and latch. Galvanized steel interior with epoxy coated floor rack. S/S options available.

##### Heavy Duty Construction

CFC and HCFC-free foamed-in-place polyurethane insulation.

##### Flexible Compression Gaskets

Flexible compression door gaskets ensure tight seal.

##### Self-Latching Doors with Safety Bumpers

##### Exterior Digital Thermometer

Easily monitor internal cabinet temperature.

##### Robust Cylinder Locks

Cylinder locks provide added security for your products.

##### Bottom Floor Drain

Floor drain is centrally located for easy cleaning, connecting to drain hose with hose adapter.

##### 4" Heavy Duty Casters, 2 with Brakes Standard

Provides flexibility to move units to meet changing needs.

##### Cold Wall Refrigeration System

Helps to maintain continuous milk temperature of 32°–40°F.

##### Environmentally Friendly R404A Refrigerant

System utilizes R404A refrigerant, which is CFC and HCFC-free for compliance with environmental safety standards.

##### Agency Certifications



Products that have earned the ENERGY STAR® are designed to protect the environment through superior energy efficiency. For a complete list of qualified models, visit [www.energystar.gov/cfs](http://www.energystar.gov/cfs). Click on Commercial Refrigerators & Freezers on the right-hand side of the page.

SM34N-W\*



SM49N-W\*



ST34N-W\*



ST49N-W\*







YOUR COMPLETE REFRIGERATION SOURCE

## SINGLE ACCESS COLD WALL MILK COOLERS - SPECIFICATIONS

	MODELS	LIST PRICE	CRATED WEIGHT	CUBIC FEET	EXT. DIMENSIONS – W x D x H	VOLTS / AMPS / HP	13" X 13" X 11" CASE CAPACITY	19" X 13" X 11" CASE CAPACITY	FINISH
34"	SM34N-W	\$4,411	277	13.6	34 1/2" x 31" x 39 1/2"	115 / 4.0 / 1/4	8	4	Wht Ext
	SM34N-W-02	\$5,104	237	13.6	34 1/2" x 31" x 39 1/2"	115 / 4.0 / 1/4	8	4	Wht Ext & S/S Int
	SM34N-S	\$5,291	271	13.6	34 1/2" x 31" x 39 1/2"	115 / 4.0 / 1/4	8	4	S/S Ext & S/S Int
49"	SM49N-W	\$4,993	339	20	49 1/2" x 31" x 39 1/2"	115 / 7.5 / 1/4	12	8	Wht Ext
	SM49N-W-02	\$5,828	340	20	49 1/2" x 31" x 39 1/2"	115 / 7.5 / 1/4	12	8	Wht Ext & S/S Int
	SM49N-S	\$6,052	343	20	49 1/2" x 31" x 39 1/2"	115 / 7.5 / 1/4	12	8	S/S Ext & S/S Int
58"	SM58N-W	\$5,572	376	24	58 1/2" x 31" x 39 1/2"	115 / 7.5 / 1/3	16	10	Wht Ext
	SM58N-W-02	\$6,708	376	24	58 1/2" x 31" x 39 1/2"	115 / 7.5 / 1/3	16	10	Wht Ext & S/S Int
	SM58N-S	\$7,337	379	24	58 1/2" x 31" x 39 1/2"	115 / 7.5 / 1/3	16	10	S/S Ext & S/S Int

Height includes 4" casters.

## DUAL ACCESS COLD WALL MILK COOLERS - SPECIFICATIONS

	MODELS	LIST PRICE	CRATED WEIGHT	CUBIC FEET	EXT. DIMENSIONS – W x D x H	VOLTS / AMPS / HP	13" X 13" X 11" CASE CAPACITY	19" X 13" X 11" CASE CAPACITY	FINISH
34"	ST34N-W	\$5,396	240	13.6	34" x 31 1/2" x 39 1/2"	115 / 4.0 / 1/4	8	4	Wht Ext
	ST34N-W-02	\$6,108	240	13.6	34" x 31 1/2" x 39 1/2"	115 / 4.0 / 1/4	8	4	Wht Ext & S/S Int
	ST34N-S	\$6,266	240	13.6	34" x 31 1/2" x 39 1/2"	115 / 4.0 / 1/4	8	4	S/S Ext & S/S Int
49"	ST49N-W	\$6,050	291	20	49" x 31 1/2" x 39 1/2"	115 / 7.5 / 1/4	12	8	Wht Ext
	ST49N-W-02	\$6,835	291	20	49" x 31 1/2" x 39 1/2"	115 / 7.5 / 1/4	12	8	Wht Ext & S/S Int
	ST49N-S	\$7,056	291	20	49" x 31 1/2" x 39 1/2"	115 / 7.5 / 1/4	12	8	S/S Ext & S/S Int
58"	ST58N-W	\$6,560	393	24	58" x 31 1/2" x 39 1/2"	115 / 7.5 / 1/3	16	10	Wht Ext
	ST58N-W-02	\$7,705	393	24	58" x 31 1/2" x 39 1/2"	115 / 7.5 / 1/3	16	10	Wht Ext & S/S Int
	ST58N-S	\$7,789	393	24	58" x 31 1/2" x 39 1/2"	115 / 7.5 / 1/3	16	10	S/S Ext & S/S Int

Height includes 4" casters.

# MILK COOLERS & SPECIALTY FREEZERS

## ► School Milk Coolers, Forced-Air

### TESTED & CERTIFIED TO AMBIENT CLASS OF 100°F

#### Single & Dual Access, Forced-Air Milk Coolers FEATURES:

##### Cabinet Finish

White-coated steel exterior with stainless steel lid and door with lock and latch. Galvanized steel interior with epoxy coated floor rack. S/S options available.

##### Heavy Duty Construction

CFC and HCFC-free foamed-in-place polyurethane insulation.

##### Flexible Compression Gaskets

Flexible compression door gaskets ensure tight seal.

##### Self-Latching Doors with Safety Bumpers

##### Exterior Digital Thermometer

Easily monitor internal cabinet temperature.

##### Robust Cylinder Locks

Cylinder locks provide added security for your products.

##### Bottom Floor Drain

Floor drain is centrally located for easy cleaning, connecting to drain hose with hose adapter.

##### Heavy Duty Casters, 2 with Brakes Standard

Provides flexibility to move units to meet changing needs. Single Access Cooler - 7" casters. Dual Access Cooler - 5" casters

##### Balanced Refrigeration System

Balanced, forced-air refrigeration system provides rapid chilling of product.

##### Dual Evaporator

Dual evaporator evens airflow throughout coolers.

##### Environmentally Friendly R134a Refrigerant

System utilizes R134a refrigerant, which is CFC and HCFC-free for compliance with environmental safety standards.

##### Agency Certifications



Products that have earned the ENERGY STAR® are designed to protect the environment through superior energy efficiency. For a complete list of qualified models, visit [www.energystar.gov/cfs](http://www.energystar.gov/cfs). Click on Commercial Refrigerators & Freezers on the right-hand side of the page.

SMF34Y-1-W\*

SMF49Y-1-W\*

SMF58-W

STF49-1-W

STF49-1-S

STF58-1-W

Shown w/ optional cow graphic



YOUR COMPLETE REFRIGERATION SOURCE

## SINGLE ACCESS FORCED-AIR MILK COOLERS - SPECIFICATIONS

	MODELS	LIST PRICE	CRATED WEIGHT	CUBIC FEET	EXT. DIMENSIONS – W x D x H	VOLTS / AMPS / HP	13" X 13" X 11" CASE CAPACITY	19" X 13" X 11" CASE CAPACITY	FINISH
<b>34"</b>	SMF34Y-1-W	\$5,777	343	13.35	34" x 33 1/2" x 48"	115 / 4.2 / 1/5	8	4	Wht Ext
	SMF34Y-1-W-02	\$5,787	343	13.35	34" x 33 1/2" x 48"	115 / 4.2 / 1/5	8	4	Wht Ext & S/S Int
	SMF34Y-1-S	\$6,154	343	13.35	34" x 33 1/2" x 48"	115 / 4.2 / 1/5	8	4	S/S Ext & S/S Int
<b>49"</b>	SMF49Y-1-W	\$6,729	437	17.28	49" x 33 1/2" x 48"	115 / 4.2 / 1/5	12	8	Wht Ext
	SMF49Y-1-W-02	\$6,771	437	17.28	49" x 33 1/2" x 48"	115 / 4.2 / 1/5	12	8	Wht Ext & S/S Int
	SMF49Y-1-S	\$7,350	437	17.28	49" x 33 1/2" x 48"	115 / 4.2 / 1/5	12	8	S/S Ext & S/S Int
<b>58"</b>	SMF58-W	\$7,510	484	24.8	58" x 33 1/2" x 48"	115 / 8.2 / 1/2	16	10	Wht Ext
	SMF58-W-02	\$7,524	477	24.8	58" x 33 1/2" x 48"	115 / 8.2 / 1/2	16	10	Wht Ext & S/S Int
	SMF58-S	\$8,256	480	24.8	58" x 33 1/2" x 48"	115 / 8.2 / 1/2	16	10	S/S Ext & S/S Int

Height includes 7" casters.

## DUAL ACCESS FORCED-AIR MILK COOLERS - SPECIFICATIONS

	MODELS	LIST PRICE	CRATED WEIGHT	CUBIC FEET	EXT. DIMENSIONS – W x D x H	VOLTS / AMPS / HP	13" X 13" X 11" CASE CAPACITY	19" X 13" X 11" CASE CAPACITY	FINISH
<b>49"</b>	STF49-1-W	\$9,058	315	20.5	49" x 33 1/2" x 48"	115 / 10.1 / 1/2	12	8	Wht Ext
	STF49-1-W-02	\$9,615	315	20.5	49" x 33 1/2" x 48"	115 / 10.1 / 1/2	12	8	Wht Ext & S/S Int
	STF49-1-S	\$10,139	315	20.5	49" x 33 1/2" x 48"	115 / 10.1 / 1/2	12	8	S/S Ext & S/S Int
<b>58"</b>	STF58-1-W	\$9,290	463	24.5	58" x 33 1/2" x 48"	115 / 10.1 / 1/2	16	10	Wht Ext
	STF58-1-W-02	\$10,004	463	24.5	58" x 33 1/2" x 48"	115 / 10.1 / 1/2	16	10	Wht Ext & S/S Int
	STF58-1-S	\$10,080	463	24.5	58" x 33 1/2" x 48"	115 / 10.1 / 1/2	16	10	S/S Ext & S/S Int

Height includes 5" casters.

# MILK COOLERS & SPECIALTY FREEZERS

- ▶ Mix & Bulk Milk Storage Refrigerators
- ▶ Novelty Cases

## TESTED & CERTIFIED TO AMBIENT CLASS OF 100°F

### Mix & Bulk Milk Storage Refrigerators FEATURES:

#### Cabinet Finish

White coated steel or stainless steel exteriors. Galvanized steel walls and ceiling. Stainless steel floor and door sills.

#### 2" Stainless Steel Top

Stainless steel top for clean work surface and added durability.

#### Heavy Duty Construction

1 1/2" CFC and HCFC-free foamed-in-place polyurethane insulation.

#### Interior Lighting

Interior, incandescent, lighting is standard with manual on/off switch.

#### Self-Closing Doors with Locks

Self-closing doors feature locks as standard for added security.

#### Field Reversible Doors

#### Snap-In Door Gaskets

Easy to remove for cleaning or replacement without service agency.

#### Lift-Out Refrigeration System

Helps to maintain continuous milk temperature of 36°–38°F.

#### Environmentally Friendly R134a Refrigerant

System utilizes R134a refrigerant, which is CFC and HCFC-free for compliance with environmental safety standards.

#### Agency Certifications



Products that have earned the ENERGY STAR® are designed to protect the environment through superior energy efficiency. For a complete list of qualified models, visit [www.energystar.gov/cfs](http://www.energystar.gov/cfs). Click on Commercial Refrigerators & Freezers on the right-hand side of the page.



MS58-1-W

shown with optional syrup rail



MS68-1-W



### SYRUP RAILS AVAILABLE IN 3 SIZES

	EXT. DIMENSIONS – W x D x H
<b>3 Jar Rail</b>	15 5/8" x 8 3/8" x 10 19/32"
<b>6 Jar Rail</b>	29 13/32" x 8 3/8" x 10 19/32"
<b>9 Jar Rail</b>	43 3/16" x 8 3/8" x 10 19/32"

## MIX AND BULK MILK STORAGE REFRIGERATORS - SPECIFICATIONS

	MODELS	LIST PRICE	CRATED WEIGHT	CUBIC FEET	EXT. DIMENSIONS – W x D x H	VOLTS / AMPS / HP	DOORS / SHELVES	FINISH
<b>58"</b>	MS58-1-W	\$6,508	360	23.8	59" x 28 3/4" x 37 1/4"	115 / 7.2 / 1/3	2 / 4	White
	MS58-1-S	\$6,926	350	23.8	59" x 28 3/4" x 37 1/4"	115 / 7.2 / 1/3	2 / 4	S/S
<b>68"</b>	MS68-1-W	\$6,939	390	28.4	69" x 28 3/4" x 37 1/4"	115 / 7.2 / 1/3	2 / 4	White
	MS68-1-S	\$7,358	392	28.4	69" x 28 3/4" x 37 1/4"	115 / 7.2 / 1/3	2 / 4	S/S

For total depth add 1" for handle.



## Novelty Cases FEATURES:

### Adjustable Thermostat

*Easily adjust cabinet temperature as needed.*

### Operating Temperature of -15°F

### Environmentally Friendly R134a Refrigerant

*System utilizes R134a refrigerant, which is CFC and HCFC-free for compliance with environmental safety concerns.*

## STANDARD ACCESSORIES:

- ▶ Thermometer
- ▶ Basket and Dividers
- ▶ Lid Lock and Keys
- ▶ High Quality, Heavy Duty Casters
- ▶ Drain Plug for Easy Cleaning
- ▶ Dipwell

NC34-1-W



NC43-1-W



## DIPPING CABINETS - SPECIFICATIONS

	MODELS	LIST PRICE	CRATED WEIGHT	CUBIC FEET	EXT. DIMENSIONS - W x D x H	VOLTS / AMPS / HP	FINISH
<b>8"</b>	BDC-8	\$7,416	240	10.3	50" x 26" x 51"	120 / 5.2 / 1/3	White
<b>12"</b>	BDC-12	\$9,064	300	10.8	68" X 26" x 51"	120 / 5.2 / 1/3	White

*Sneeze-guard Included.*

## NOVELTY CASES - SPECIFICATIONS

	MODELS	LIST PRICE	CRATED WEIGHT	CUBIC FEET	BASKETS INCLUDED	EXT. DIMENSIONS - W x D x H	VOLTS / AMPS / HP	FINISH
<b>28"</b>	NC28-1-W	\$3,393	142	4.7	2	28.20" x 25" x 36"	120 / 2.0 / 1/5	White
<b>34"</b>	NC34-1-W	\$3,450	145	5.7	3	34.11" x 25" x 36"	120 / 4.8 / 1/4	White
<b>43"</b>	NC43-1-W	\$3,713	180	8.7	4	42.77" x 25" x 36"	120 / 4.8 / 1/4	White
<b>51"</b>	NC51-1-W	\$3,748	200	10.9	5	50.64" x 25" x 36"	120 / 5.2 / 1/3	White





# 70th Anniversary BEVERAGE-AIR MADE IN AMERICA SINCE 1944



## MarketMax™ Merchandisers (MMR/MMF Series)

Certified to Ambient Class of 100°F



Custom  
Signage and  
Decaling  
Available

6 free sign options available

Antimicrobial door handles

Full electronic control with  
one touch defrost

Expansion valve technology  
(freezer models)

5 shelves standard per door section

Field reversible doors with  
120° stay open feature

Freezers have heated door frames,  
perimeters and no fog heated glass

Whisper Quiet refrigeration

Coolers 36°F to 38°F  
Freezers 0°F to -15°F

## Dare to Compare!

**Models available:** Black, white or stainless exterior and interior. Open food certified, wine temperature, pass thru and dual temperature, remote, ice models.

*Available options: audio/visual alarms, novelty baskets, flowtrak bottle organizers and gravity flow kits, casters*



Scan Here  
for Additional  
Information  
on This  
Product



3 Year Parts/Labor  
Warranty & Additional  
2 Year Compressor  
Warranty



IN THIS SECTION:

## GLASS DOOR MERCHANDISERS

LUMAVUE™ Refrigerators with LED Lighting

MarketMax Refrigerators & Freezers  
with LED Lighting

MarketMax™ Dual Temps & Ice Merchandisers  
with LED Lighting

Countertop Merchandisers



## Standard / Custom (Custom / Standard) Lumavue™

Lighted, stainless,  
black, white sign  
header panels

33°F Beer  
Cooler

Wine  
Merchandiser

Black, White or  
S/S Interior

Black, White or  
S/S Exterior



Lighted, stainless,  
black, white sign  
header panels

Floral  
Merchandiser

White or Black  
Shelves

Fluorescent/  
LED Lighting



# GLASS DOOR MERCHANDISERS

## ► LUMAVUE™ Glass Door Merchandisers

### TESTED & CERTIFIED TO AMBIENT CLASS OF 100°F

#### LUMAVUE™ Glass Door Merchandisers FEATURES:

##### **LED LIGHTING STANDARD**

LED lighting fully illuminates cabinet and provides reduced energy consumption.

##### **Cabinet Finish**

White coated steel interior walls. Exterior finish is steel with a baked on durable paint. Available in Black or White exterior finish. Stainless Steel Interior Makes Unit Open Food Certified.

##### **Heavy Duty Construction**

1 1/2" CFC and HCFC-free foamed-in-place polyurethane insulation.

##### **Modern One-Piece Grille**

Durable one-piece grille reduces breakage.

##### **LowE Double Panel Thermal Insulated Glass Doors**

Minimizes energy waste by keeping temperature constant.

##### **Field Reversible Doors with Recessed Pocket Handles**

Easy to change in the field (single door units only). Hinge kit required.

##### **120° Self-Closing Doors with Automatic Hold-Open Feature**

Ease of product loading.

##### **Snap-In Door Gaskets**

Easy to remove for cleaning or replacement without service agency.

##### **Epoxy Coated Steel Shelves**

5 shelves per door provided as standard (LV27, LV38, LV45, LV49, LV66, LV72 models only) LV10 includes 3 shelves; LV12 includes 4 shelves.

##### **Lighted Sign Panel & 5 FREE Sign Options**

Enhances graphic display (excludes LV10 & LV12). Choose from 5 sign options when ordered with unit. See Accessories Section.

##### **Whisper Quiet Refrigeration System**

Keeps operating noise to a minimum.

##### **Environmentally Friendly R134a**

System utilizes R134a refrigerant, which is CFC and HCFC-free for compliance with environmental safety standards.

##### **Agency Certifications**



#### **EXCLUSIVE WHISPER-QUIET REFRIGERATION SYSTEM**

Noise level of 65 decibels or less



LV10-1-B

LV12-1-B

LV15-1-B-54



LV27-1-B\*

LV45-1-B\*

LV / MMR / MMF

#### INTERIOR FINISH OPTIONS

SECTIONS	BLACK	STAINLESS STEEL
1	\$575	\$675
2	\$950	\$1,050

LV / MMR / MMF

#### EXTERIOR FINISH OPTIONS

SECTIONS	STAINLESS STEEL
1	\$750
2	\$1,250



Products that have earned the ENERGY STAR® are designed to protect the environment through superior energy efficiency. For a complete list of qualified models, visit [www.energy-star.gov/cfs](http://www.energy-star.gov/cfs). Click on Commercial Refrigerators & Freezers on the right-hand side of the page.



## AVAILABLE OPTIONS:

- ▶ S/S Exterior Models
- ▶ Black Interior Options
- ▶ Casters
- ▶ Crumb Catchers
- ▶ Spring Feed Dividers



YOUR COMPLETE REFRIGERATION SOURCE

## LUMAVUE™ GLASS DOOR MERCHANDISERS - SPECIFICATIONS

	MODELS	LIST PRICE	CRATED WEIGHT	CUBIC FEET	EXT. DIMENSIONS – W x D x H	VOLTS / AMPS / HP	DOORS/ SHELVES	FINISH
<b>LV10</b> Hinged Doors	LV10-1-B-LED	\$4,100	220	10	24" x 26" x 54"	115 / 5.0 / 1/5	1 / 3	Black
	LV10-1-W-LED	\$4,100	220	10	24" x 26" x 54"	115 / 5.0 / 1/5	1 / 3	White
<b>LV12</b> Hinged Doors	LV12-1-B-LED	\$4,195	230	12	24" x 24" x 62"	115 / 5.0 / 1/5	1 / 4	Black
	LV12-1-W-LED	\$4,195	230	12	24" x 24" x 62"	115 / 5.0 / 1/5	1 / 4	White
<b>LV15</b> Sliding Doors & Hinged Doors	LV15-1-B-LED	\$6,987	350	15	36" X 24" X 54"	115 / 5.8 / 1/3	2 / 3	Black
	LV15-1-B-54-LED	\$8,287	350	15	36" X 24" X 54"	115 / 5.8 / 1/3	2 / 3	Black
	LV15-1-B-54-HD-LED	\$8,287	350	15	36" X 24" X 54"	115 / 5.8 / 1/3	2 / 3	Black
	LV15-1-W-LED	\$6,987	350	15	36" X 24" X 54"	115 / 5.8 / 1/3	2 / 3	White
	LV15-1-W-54-LED	\$8,287	350	15	36" X 24" X 54"	115 / 5.8 / 1/3	2 / 3	White
	LV15-1-W-54-HD-LED	\$8,287	350	15	36" X 24" X 54"	115 / 5.8 / 1/3	2 / 3	White
<b>LV17</b> Sliding Doors & Hinged Doors	LV17-1-B-LED	\$8,347	400	17.5	26" X 24" X 60"	115 / 5.8 / 1/3	2 / 4	Black
	LV17-1-B-54-LED	\$8,680	400	17.5	26" X 24" X 60"	115 / 5.8 / 1/3	2 / 4	Black
	LV17-1-B-54-HD-LED	\$8,680	400	17.5	26" X 24" X 60"	115 / 5.8 / 1/3	2 / 4	Black
	LV17-1-W-LED	\$8,347	400	17.5	26" X 24" X 60"	115 / 5.8 / 1/3	2 / 4	White
	LV17-1-W-54-LED	\$8,680	400	17.5	26" X 24" X 60"	115 / 5.8 / 1/3	2 / 4	White
	LV17-1-W-54-HD-LED	\$8,680	400	17.5	26" X 24" X 60"	115 / 5.8 / 1/3	2 / 4	White
<b>LV23</b> Hinged Doors	LV23-1-B-LED	\$5,045	373	23	27" x 32" x 78"	115 / 5.8 / 1/3	1 / 5	Black
	LV23-1-W-LED	\$5,045	373	23	27" x 32" x 78"	115 / 5.8 / 1/3	1 / 5	White
<b>LV27</b> Hinged Doors	LV27-1-B-LED	\$5,225	373	27	30" x 32" x 78"	115 / 5.8 / 1/3	1 / 5	Black
	LV27-1-W-LED	\$5,225	373	27	30" x 32" x 78"	115 / 5.8 / 1/3	1 / 5	White
<b>LV38</b> Sliding Doors	LV38-1-B-LED	\$7,045	471	38	43 1/2" x 32" x 78"	115 / 8.8 / 1/3	2 / 10	Black
	LV38-1-W-LED	\$7,045	471	38	43 1/2" x 32" x 78"	115 / 8.8 / 1/3	2 / 10	White
<b>LV45</b> Sliding Doors	LV45-1-B-LED	\$7,718	519	47	52" x 32" x 78"	115 / 8.8 / 1/3	2 / 10	Black
	LV45-1-W-LED	\$7,718	519	47	52" x 32" x 78"	115 / 8.8 / 1/3	2 / 10	White
<b>LV49</b> Hinged Doors	LV49-1-B-LED	\$8,065	531	49	52" x 32" x 78"	115 / 8.8 / 1/3	2 / 10	Black
	LV49-1-W-LED	\$8,065	531	49	52" x 32" x 78"	115 / 8.8 / 1/3	2 / 10	White
<b>LV66</b> Sliding Doors	LV66Y-1-B-LED	\$10,290	681	70	75" x 32" x 78"	115 / 9.9 / 1/2	3 / 15	Black
	LV66Y-1-W-LED	\$10,290	681	70	75" x 32" x 78"	115 / 9.9 / 1/2	3 / 15	White
<b>LV72</b> Hinged Doors	LV72Y-1-B-LED	\$10,625	716	72	75" x 32" x 78"	115 / 9.9 / 1/3	3 / 15	Black
	LV72Y-1-W-LED	\$10,625	716	72	75" x 32" x 78"	115 / 9.9 / 1/3	3 / 15	White

# GLASS DOOR MERCHANDISERS

REMOTE MODELS  
AVAILABLE

-Deduct 10%

## ► MarketMax™ Refrigerators

### TESTED & CERTIFIED TO AMBIENT CLASS OF 100°F

#### MarketMax™ Glass Door Refrigerators FEATURES:

##### Cabinet Finish

White coated steel interior walls. Choose from white, black or stainless steel exterior.

##### Heavy Duty Construction

CFC and HCFC-free foamed-in-place polyurethane insulation.

##### Modern One-Piece Grille

Durable one-piece grille reduces breakage.

##### Energy Efficient Glass Doors

Minimizes energy waste by keeping temperature constant. Double Pane, lowE Glass Doors (refrigerators). Triple Pane, Glass Doors (freezers).

##### 120° Self-Closing Doors with Automatic Hold-Open Feature

Easy to load and cartridge hinge system allows units to be lined up end to end.

##### Field Reversible Doors (Excludes Glass Door Freezers)

Hinge kit required.

##### Anti-Microbial Door Handles

##### Snap-In Door Gaskets

Easy to remove for cleaning or replacement without service agency.

##### Epoxy Coated Steel Shelves

5 shelves per door provided.

##### LED Lighting Standard

##### Full Electronic Control with One-Touch Defrost

##### Self-Contained Bottom Mount Refrigeration System

Refrigerator product temperatures from 36° to 38°F.

Freezer product temperatures from -15° to -5°F.

##### Environmentally Friendly Refrigerant

Refrigerators utilize R134a & Freezers utilize R404A refrigerant, which are CFC and HCFC-free for compliance with environmental safety standards.

##### Electronic Lock Models (-EL)

If the cabinet temperature exceeds the food safety temperature, the door will automatically lock until the cabinet temperature can be restored. The door will lock if there is a loss of power. Upon power up, the door will unlock if the power loss did not exceed 15 minutes. If the power loss exceeded 15 minutes, the door will remain locked until the system is reset.

##### Agency Certifications



Products that have earned the ENERGY STAR® are designed to protect the environment through superior energy efficiency. For a complete list of qualified models, visit [www.energystar.gov/cfs](http://www.energystar.gov/cfs). Click on Commercial Refrigerators & Freezers on the right-hand side of the page.

#### EXCLUSIVE WHISPER-QUIET REFRIGERATION SYSTEM

Noise level of 65 decibels or less



WINE MODELS  
AVAILABLE

Add -Wine  
to Model  
+\$250 List

LV / MMR / MMF

#### INTERIOR FINISH OPTIONS

SECTIONS	BLACK	STAINLESS STEEL
1	\$575	\$675
2	\$950	\$1,050

LV / MMR / MMF

#### EXTERIOR FINISH OPTIONS

SECTIONS	STAINLESS STEEL
1	\$750
2	\$1,250



## AVAILABLE OPTIONS:

- ▶ S/S Exterior Option
- ▶ Black Interior Option
- ▶ Wine Racks
- ▶ Spring Feed Dividers
- ▶ Casters
- ▶ Audible Alarm w/ PM Feature
- ▶ Smart Defrost
- ▶ Novelty Baskets



YOUR COMPLETE REFRIGERATION SOURCE

## MARKETMAX™ GLASS DOOR REFRIGERATORS - SPECIFICATIONS

	MODELS	LIST PRICE	CRATED WEIGHT	CUBIC FEET	EXT. DIMENSIONS – W x D x H	VOLTS / AMPS / HP	DOORS/ SHELVES	FINISH
<b>MM14Y</b>	MM14Y-1-B-W-LED	\$9,073	344	14	36" x 18 1/4" x 56"	115 / 5.8 / 1/3	<b>2 / 3</b>	Black
<b>MMR23</b>	MMR23-1-B-LED	\$5,186	300	23	27 1/4" x 33 3/4" x 78"	115 / 5.8 / 1/3	<b>1 / 5</b>	Black
	MMR23-1-B-EL	\$6,485	300	23	27 1/4" x 33 3/4" x 78"	115 / 5.8 / 1/3	<b>1 / 5</b>	Black
	MMR23-1-W-LED	\$5,186	300	23	27 1/4" x 33 3/4" x 78"	115 / 5.8 / 1/3	<b>1 / 5</b>	White
	MMR23-1-W-EL	\$6,485	300	23	27 1/4" x 33 3/4" x 78"	115 / 5.8 / 1/3	<b>1 / 5</b>	White
<b>MMR27</b>	MMR27-1-B-LED	\$5,677	373	27	30" x 33 3/4" x 78"	115 / 5.8 / 1/3	<b>1 / 5</b>	Black
	MMR27-1-B-EL	\$6,975	400	27	30" x 33 3/4" x 78"	115 / 5.8 / 1/3	<b>1 / 5</b>	Black
	MMR27-1-W-LED	\$5,677	373	27	30" x 33 3/4" x 78"	115 / 5.8 / 1/3	<b>1 / 5</b>	White
	MMR27-1-W-EL	\$6,975	400	27	30" x 33 3/4" x 78"	115 / 5.8 / 1/3	<b>1 / 5</b>	White
<b>MMR44</b>	MMR44-1-B-LED	\$7,824	530	45	47" x 33 3/4" x 78"	115 / 8.8 / 1/3	<b>2 / 10</b>	Black
	MMR44-1-B-EL	\$7,955	530	45	47" x 33 3/4" x 78"	115 / 8.8 / 1/3	<b>2 / 10</b>	Black
	MMR44-1-W-LED	\$7,824	530	45	47" x 33 3/4" x 78"	115 / 8.8 / 1/3	<b>2 / 10</b>	White
	MMR44-1-W-EL	\$7,955	530	45	47" x 33 3/4" x 78"	115 / 8.8 / 1/3	<b>2 / 10</b>	Black
<b>MMR49</b>	MMR49-1-B-LED	\$8,181	530	49	52" x 33 3/4" x 78"	115 / 8.8 / 1/3	<b>2 / 10</b>	Black
	MMR49-1-B-EL	\$9,485	530	49	52" x 33 3/4" x 78"	115 / 8.8 / 1/3	<b>2 / 10</b>	Black
	MMR49-1-W-LED	\$8,181	530	49	52" x 33 3/4" x 78"	115 / 8.8 / 1/3	<b>2 / 10</b>	White
	MMR49-1-W-EL	\$9,485	530	49	52" x 33 3/4" x 78"	115 / 8.8 / 1/3	<b>2 / 10</b>	White
<b>MMR72</b>	MMR72-1-B-LED	\$10,852	715	72	75" x 33 3/4" x 78"	115 / 9.9 / 1/3	<b>3 / 15</b>	Black
	MMR72-1-B-EL	\$12,150	775	72	75" x 33 3/4" x 78"	115 / 9.9 / 1/3	<b>3 / 15</b>	White
	MMR72-1-W-LED	\$10,852	715	72	75" x 33 3/4" x 78"	115 / 9.9 / 1/3	<b>3 / 15</b>	White
	MMR72-1-W-EL	\$12,150	775	72	75" x 33 3/4" x 78"	115 / 9.9 / 1/3	<b>3 / 15</b>	White

EL denotes Electronic Control Models.

## MARKETMAX™ DUAL-TEMP GLASS DOOR REFRIGERATORS - SPECIFICATIONS

	MODELS	LIST PRICE	CRATED WEIGHT	CUBIC FEET	EXT. DIMENSIONS – W x D x H	VOLTS / AMPS / HP	DOORS/ SHELVES	FINISH
<b>MMRR49</b>	MMRR49-1-B-LED	\$16,464	530	49	52" x 33 3/4" x 78"	115 / 8.8 / 1/3	<b>2 / 10</b>	Black
	MMRR49-1-W-LED	\$16,464	530	49	52" x 33 3/4" x 78"	115 / 8.8 / 1/3	<b>2 / 10</b>	White
<b>MMRR72</b>	MMRR72-1-B-LED	\$21,971	775	72	75" x 33 3/4" x 78"	115 / 8.8 / 1/3	<b>3 / 15</b>	Black
	MMRR72-1-W-LED	\$21,971	775	72	75" x 33 3/4" x 78"	115 / 8.8 / 1/3	<b>3 / 15</b>	White

## ELECTRONIC LOCK MODELS (-EL)

If the cabinet temperature exceeds the food safety temperature, the door will automatically lock until the cabinet temperature can be restored. The door will lock if there is a loss of power. Upon power up, the door will unlock if the power loss did not exceed 15 minutes. If the power loss exceeded 15 minutes, the door will remain locked until the system is reset.

# GLASS DOOR MERCHANDISERS

REMOTE MODELS  
AVAILABLE

-Deduct 10%

## ► MarketMax™ Freezers

### TESTED & CERTIFIED TO AMBIENT CLASS OF 100°F

#### MarketMax™ Glass Door Freezers FEATURES:

##### Cabinet Finish

White coated steel interior walls. Choose from white, black or stainless steel exterior.

##### Heavy Duty Construction

CFC and HCFC-free foamed-in-place polyurethane insulation.

##### Modern One-Piece Grille

Durable one-piece grille reduces breakage.

##### Energy Efficient Glass Doors

Minimizes energy waste by keeping temperature constant. Double Pane, lowE Glass Doors (refrigerators). Triple Pane, Glass Doors (freezers).

##### 120° Self-Closing Doors with Automatic Hold-Open Feature

Easy to load and cartridge hinge system allows units to be lined up end to end.

##### Field Reversible Doors (Excludes Glass Door Freezers)

Hinge kit required.

##### Anti-Microbial Door Handles

##### Snap-In Door Gaskets

Easy to remove for cleaning or replacement without service agency.

##### Epoxy Coated Steel Shelves

5 shelves per door provided.

##### LED Lighting Standard

##### Full Electronic Control with One-Touch Defrost

##### Self-Contained Bottom Mount Refrigeration System

Refrigerator product temperatures from 36° to 38°F.

Freezer product temperatures from -15° to -5°F.

##### Environmentally Friendly Refrigerant

Refrigerators utilize R134a & Freezers utilize R404A refrigerant, which are CFC and HCFC-free for compliance with environmental safety standards.

##### Agency Certifications



### EXCLUSIVE WHISPER-QUIET REFRIGERATION SYSTEM

Noise level of 65 decibels or less



LV / MMR / MMF

#### INTERIOR FINISH OPTIONS

SECTIONS	BLACK	STAINLESS STEEL
1	\$575	\$675
2	\$950	\$1,050

LV / MMR / MMF

#### EXTERIOR FINISH OPTIONS

SECTIONS	STAINLESS STEEL
1	\$750
2	\$1,250



Products that have earned the ENERGY STAR® are designed to protect the environment through superior energy efficiency. For a complete list of qualified models, visit [www.energystar.gov/cfs](http://www.energystar.gov/cfs). Click on Commercial Refrigerators & Freezers on the right-hand side of the page.

## AVAILABLE OPTIONS:

- ▶ S/S Exterior Option
- ▶ Black Interior Option
- ▶ Wine Racks
- ▶ Spring Feed Dividers
- ▶ Casters
- ▶ Audible Alarm w/ PM Feature
- ▶ Smart Defrost
- ▶ Novelty Baskets



YOUR COMPLETE REFRIGERATION SOURCE

ADD - WINE TO  
MODEL NUMBER

(+250 List)

## MARKETMAX™ GLASS DOOR FREEZERS - SPECIFICATIONS

	MODELS	LIST PRICE	CRATED WEIGHT	CUBIC FEET	EXT. DIMENSIONS - W x D x H	VOLTS / AMPS / HP	DOORS / SHELVES	FINISH
<b>MMF12</b>	MMF12-1-B-LED	\$7,854	230	12	24" X 24" X 62"	115 / 8.6 / 1/3	1 / 4	Black
	MMF12-1-B-EL	\$9,150	230	12	24" X 24" X 62"	115 / 8.6 / 1/3	1 / 4	Black
	MMF12-1-W-LED	\$7,854	230	12	24" X 24" X 62"	115 / 8.6 / 1/3	1 / 4	White
	MMF12-1-W-EL	\$9,150	230	12	24" X 24" X 62"	115 / 8.6 / 1/3	1 / 4	White
<b>MMF23</b>	MMF23-1-B-LED	\$10,705	325	23	27 1/4" x 33 3/4" x 78"	115 / 10.9 / 1/2	1 / 5	Black
	MMF23-1-B-EL	\$12,095	325	23	27 1/4" x 33 3/4" x 78"	115 / 10.9 / 1/2	1 / 5	Black
	MMF23-1-W-LED	\$10,705	325	23	27 1/4" x 33 3/4" x 78"	115 / 10.9 / 1/2	1 / 5	White
	MMF23-1-W-EL	\$12,095	325	23	27 1/4" x 33 3/4" x 78"	115 / 10.9 / 1/2	1 / 5	White
<b>MMF27</b>	MMF27-1-B-LED	\$11,163	400	27	30" x 33 3/4" x 78"	115 / 13.8 / 3/4	1 / 5	Black
	MMF27-1-B-EL	\$12,460	400	27	30" x 33 3/4" x 78"	115 / 13.8 / 3/4	1 / 5	Black
	MMF27-1 -W-LED	\$11,163	400	27	30" x 33 3/4" x 78"	115 / 13.8 / 3/4	1 / 5	White
	MMF27-1 -W-EL	\$12,460	400	27	30" x 33 3/4" x 78"	115 / 13.8 / 3/4	1 / 5	White
<b>MMF44</b>	MMF44-1-B-LED	\$14,297	560	45	47" X 33 3/4" X 78"	115 / 13.8 / 3/4	2 / 10	Black
	MMF44-1-B-EL	\$15,595	560	45	47" X 33 3/4" X 78"	115 / 13.8 / 3/4	2 / 10	Black
	MMF44-1 -W-LED	\$14,297	560	45	47" X 33 3/4" X 78"	115 / 13.8 / 3/4	2 / 10	White
	MMF44-1 -W-EL	\$15,595	560	45	47" X 33 3/4" X 78"	115 / 13.8 / 3/4	2 / 10	White
<b>MMF49</b>	MMF49-1-B-LED	\$14,685	560	49	52" x 33 3/4" x 78"	115 / 13.8 / 3/4	2 / 10	Black
	MMF49-1-B-EL	\$15,985	560	49	52" x 33 3/4" x 78"	115 / 13.8 / 3/4	2 / 10	Black
	MMF49-1-W-LED	\$14,685	560	49	52" x 33 3/4" x 78"	115 / 13.8 / 3/4	2 / 10	White
	MMF49-1-W-EL	\$15,985	560	49	52" x 33 3/4" x 78"	115 / 13.8 / 3/4	2 / 10	White
<b>MMF72</b>	MMF72-5-B-LED	\$21,236	775	72	75" x 33 3/4" x 78"	208-230V / 15 / (2 X 1/2HP)	3 / 15	Black
	MMF72-5-B-EL	\$22,535	775	72	75" x 33 3/4" x 78"	208-230V / 15 / (2 X 1/2HP)	3 / 15	Black
	MMF72-5-W-LED	\$21,236	775	72	75" x 33 3/4" x 78"	208-230V / 15 / (2 X 1/2HP)	3 / 15	White
	MMF72-5-W-EL	\$22,535	775	72	75" x 33 3/4" x 78"	208-230V / 15 / (2 X 1/2HP)	3 / 15	White

EL denotes Electronic Control Models.

FREEZERS NOT RECOMMENDED TO HAVE DOORS FIELD-REVERSED - SPECIFY AT TIME OF ORDER.

## ELECTRONIC LOCK MODELS (-EL)

If the cabinet temperature exceeds the food safety temperature, the door will automatically lock until the cabinet temperature can be restored. The door will lock if there is a loss of power. Upon power up, the door will unlock if the power loss did not exceed 15 minutes. If the power loss exceeded 15 minutes, the door will remain locked until the system is reset.

# GLASS DOOR MERCHANDISERS

## ▶ MarketMax™ Dual Temps

### TESTED & CERTIFIED TO AMBIENT CLASS OF 100°F

#### MarketMax™ Dual Temps FEATURES:

##### Cabinet Finish

White coated steel interior walls.  
Choose from white, black or stainless steel exterior.

##### Heavy Duty Construction

CFC and HCFC-free foamed-in-place polyurethane insulation.

##### Modern One-Piece Grille

Durable one-piece grille reduces breakage.

##### Energy Efficient Glass Doors

Minimizes energy waste by keeping temperature constant.  
Double Pane, lowE Glass Doors (refrigerators). Triple Pane, Glass Doors (freezers).

##### 120° Self-Closing Doors with Automatic Hold-Open Feature

Easy to load and cartridge hinge system allows units to be lined up end to end.

##### Field Reversible Doors (Excludes Glass Door Freezers)

Hinge kit required.

##### Anti-Microbial Door Handles

##### Snap-In Door Gaskets

Easy to remove for cleaning or replacement without service agency.

##### Epoxy Coated Steel Shelves 5 shelves per door provided.

**INNOVATIVE**

**Only Dual-Temp  
Merchandiser In  
The Industry**

##### LED Lighting Standard

##### Electronic Control With Digital Display

##### Self-Contained Bottom Mount Refrigeration System

Refrigerator product temperatures from 36° to 38°F.  
Freezer product temperatures from -15° to -5°F.

##### Environmentally Friendly Refrigerant

Refrigerators utilize R134a & Freezers utilize R404A refrigerant, which are CFC and HCFC-free for compliance with environmental safety standards.

##### Agency Certifications



Products that have earned the ENERGY STAR® are designed to protect the environment through superior energy efficiency. For a complete list of qualified models, visit [www.energystar.gov/cfs](http://www.energystar.gov/cfs). Click on Commercial Refrigerators & Freezers on the right-hand side of the page.

### EXCLUSIVE WHISPER-QUIET REFRIGERATION SYSTEM

Noise level of 65 decibels or less

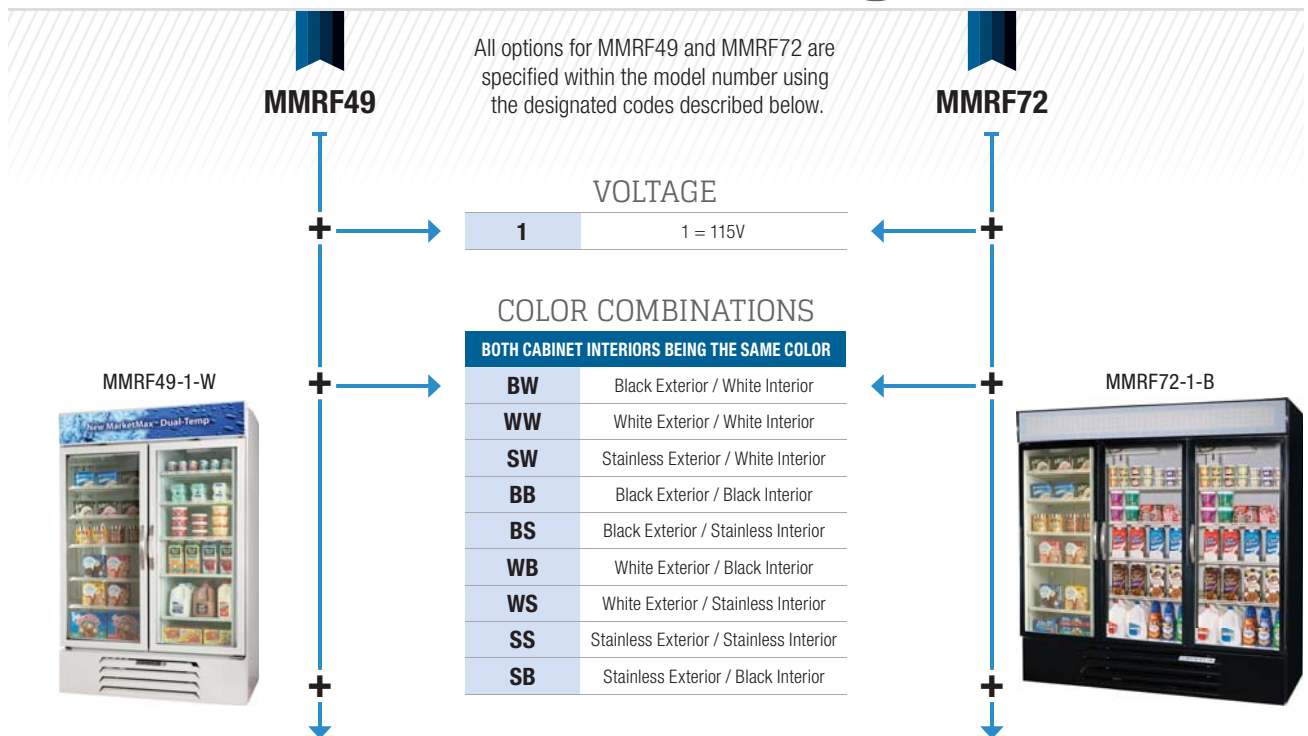
#### LV / MMR / MMF

INTERIOR FINISH OPTIONS		
SECTIONS	BLACK	STAINLESS STEEL
1	\$575	\$675
2	\$950	\$1,050
3	\$1,200	\$1,300
EXTERIOR FINISH OPTIONS		
SECTIONS	STAINLESS STEEL	
1	\$750	
2	\$1,250	
3	\$1,300	

#### MARKETMAX™ DUAL TEMPS - SPECIFICATIONS

	MODELS	LIST PRICE	CRATED WEIGHT	CUBIC FEET	EXT. DIMENSIONS W x D x H	REFRIGERATOR VOLTS / AMPS / HP	FREEZER VOLTS / AMPS / HP	DOORS/ SHELVES	FINISH
MMRR49	MMRR49-1-B-LED	\$16,464	560	49	52" x 33 3/4" x 78"	115 / 5.8 / 1/3	115 / 10.9 / 1/2	2 / 10	Black with LED lights
	MMRR49-1-W-LED	\$16,464	560	49	52" x 33 3/4" x 78"	115 / 5.8 / 1/3	115 / 10.9 / 1/2	2 / 10	Black with LED lights
MMRF49	MMRF49-1-B-LED	\$16,525	560	49	52" x 33 3/4" x 78"	115 / 5.8 / 1/3	115 / 10.9 / 1/2	2 / 10	Black Ext, White Int
	MMRF49-1-W-LED	\$16,525	560	49	52" x 33 3/4" x 78"	115 / 5.8 / 1/3	115 / 10.9 / 1/2	2 / 10	White Ext, White Int
MMRR72	MMRR72-1-B-LED	\$21,971	775	72	75" x 33 3/4" x 78"	115 / 8.8 / 1/3	115 / 10.9 / 1/2	3 / 15	Black with LED lights
	MMRR72-1-W-LED	\$21,971	775	72	75" x 33 3/4" x 78"	115 / 8.8 / 1/3	115 / 10.9 / 1/2	3 / 15	White with LED lights
MMRF72	MMRF72-1-B-LED	\$21,985	775	72	75" x 33 3/4" x 78"	115 / 8.8 / 1/3	115 / 10.9 / 1/2	3 / 15	Black Ext, White Int
	MMRF72-1-W-LED	\$21,985	775	72	75" x 33 3/4" x 78"	115 / 8.8 / 1/3	115 / 10.9 / 1/2	3 / 15	Black Ext, White Int

# MMRF49 & MMRF72 Naming Convention



## MMRF49 - COOLER CONFIGURATIONS

SINGLE DOOR ON LEFT - SINGLE DOOR ON RIGHT	
<b>A</b>	Freezer on the Left with Left Hand Hinged Door, Refrigerator on the Right with Right Hand Hinged Door
<b>B</b>	Refrigerator on the Left with Left Hand Hinged Door, Freezer on the Right with Right Hand Hinged Door
<b>C</b>	Freezer on the Left with Left Hand Hinged Door, Refrigerator on the Right with Left Hand Hinged Door
<b>D</b>	Refrigerator on the Left with Left Hand Hinged Door, Freezer on the Right with Left Hand Hinged Door
<b>E</b>	Freezer on the Left with Right Hand Hinged Door, Refrigerator on the Right with Right Hand Hinged Door
<b>F</b>	Refrigerator on the Left with Right Hand Hinged Door, Freezer on the Right with Right Hand Hinged Door

### MMRF49 EXAMPLE

Customer orders a **MMRF49-1-BW-A**

- ▶ Exterior will be black. Interior of the freezer AND the refrigerator will be white. (BW)
- ▶ The freezer will be on the left with left hand hinged door. The refrigerator will be on the right with right hand hinged door. (A)

### MMRF72 EXAMPLE

Customer orders a **MMRF72-1-WW-A**

- ▶ Exterior will be white. Interior of the freezer AND the refrigerators will also be white. (WW)
- ▶ The freezer will be on the left with left hand hinged door. The 2 door refrigerator will be on the right with right hand hinged doors. (A)

## MMRF72 - COOLER CONFIGURATIONS

SINGLE DOOR ON LEFT - TWO DOORS ON RIGHT	
<b>A</b>	Freezer on the Left with Left Hand Hinged Door, 2 Door Refrigerator on the Right with Right Hand Hinged Doors
<b>B</b>	Refrigerator on the Left with Left Hand Hinged Door, 2 Door Freezer on the Right with Right Hand Hinged Doors
<b>C</b>	Freezer on the Left with Left Hand Hinged Door, 2 Door Refrigerator on the Right with Left Hand Hinged Doors
<b>D</b>	Refrigerator on the Left with Left Hand Hinged Door, 2 Door Freezer on the Right with Left Hand Hinged Doors
<b>E</b>	Freezer on the Left with Right Hand Hinged Door, 2 Door Refrigerator on the Right with Right Hand Hinged Doors
<b>F</b>	Refrigerator on the Left with Right Hand Hinged Door, 2 Door Freezer on the Right with Right Hand Hinged Doors
<b>G</b>	Freezer on the Left with Left Hand Hinged Door, 2 Door Refrigerator on the Right with Left/Right Hand Hinged Doors
<b>H</b>	Refrigerator on the Left with Left Hand Hinged Door, 2 Door Freezer on the Right with Left/Right Hand Hinged Doors
TWO DOORS ON LEFT - SINGLE DOOR ON RIGHT	
<b>J</b>	2 Door Refrigerator on the Left with Left/Right Hand Hinged Doors, Single Door Freezer on the Right with Right Hand Hinged Door
<b>K</b>	2 Door Freezer on the Left with Left/Right Hand Hinged Doors, Single Door Refrigerator on the Right with Right Hand Hinged Door
<b>L</b>	2 Door Freezer on the Left with Left Hand Hinged Doors, Single Door Refrigerator on the Right with Left Hand Hinged Door
<b>M</b>	2 Door Refrigerator on the Left with Left Hand Hinged Doors, Single Door Freezer on the Right with Left Hand Hinged Door
<b>N</b>	2 Door Freezer on the Left with Right Hand Hinged Doors, Single Door Refrigerator on the Right with Right Hand Hinged Door
<b>P</b>	2 Door Refrigerator on the Left with Right Hand Hinged Doors, Single Door Freezer on the Right with Right Hand Hinged Door
<b>Q</b>	2 Door Refrigerator on the Left with Left Hand Hinged Doors, Single Door Freezer on the Right with Right Hand Hinged Door
<b>R</b>	2 Door Freezer on the Left with Left Hand Hinged Doors, Single Door Refrigerator on the Right with Right Hand Hinged Door



# GLASS DOOR MERCHANDISERS

- ▶ MarketMax™ Ice Merchandisers
- ▶ MarketMax™ Wine Merchandisers

**EXCLUSIVE  
WHISPER-QUIET  
REFRIGERATION SYSTEM**

**TESTED & CERTIFIED TO AMBIENT CLASS OF 100°F**

Noise level of 65 decibels or less

## MarketMax™ Ice Merchandisers FEATURES:

### Cabinet Finish

White coated steel interior walls. Choose from white, black or stainless steel exterior.

### Heavy Duty Construction

CFC and HCFC-free foamed-in-place polyurethane insulation.

### Modern One-Piece Grille

Durable one-piece grille reduces breakage.

### Energy Efficient Glass Doors

Minimizes energy waste by keeping temperature constant. Triple Pane, Glass Doors (freezers).

### 120° Self-Closing Doors with Automatic Hold-Open Feature

Easy to load and cartridge hinge system allows units to be lined up end to end.

### Anti-Microbial Door Handles

### Snap-In Door Gaskets

Easy to remove for cleaning or replacement without service agency.

### Raised Interior Floor Racks and Backguards

Prevent bags of ice from blocking proper airflow.

### LED Lighting Standard

### Electronic Control With Digital Display

### Self-Contained Bottom Mount Refrigeration System

Freezer product temperatures from 20°F to 25°F.

### Environmentally Friendly Refrigerant

Freezers utilize R404A refrigerant, which is CFC and HCFC-free for compliance with environmental safety standards.

### Agency Certifications



Products that have earned the ENERGY STAR® are designed to protect the environment through superior energy efficiency. For a complete list of qualified models, visit [www.energystar.gov/cfs](http://www.energystar.gov/cfs). Click on Commercial Refrigerators & Freezers on the right-hand side of the page.



**MMF49-1-W-ICE**  
Holds (117) 8 lbs.  
(4 kg) bags of ice.



**MMF27-B-1-ICE**  
Holds (54) 8 lbs.  
(4 kg) bags of ice.

LV / MMR / MMF

INTERIOR FINISH OPTIONS		
SECTIONS	BLACK	STAINLESS STEEL
<b>1</b>	\$575	\$675
<b>2</b>	\$950	\$1,050
<b>3</b>	\$1,200	\$1,300
EXTERIOR FINISH OPTIONS		
SECTIONS	STAINLESS STEEL	
<b>1</b>	\$750	
<b>2</b>	\$1,250	
<b>3</b>	\$1,300	

## MARKETMAX™ ICE MERCHANDISERS - SPECIFICATIONS

	MODELS	LIST PRICE	CRATED WEIGHT	CUBIC FEET	EXT. DIMENSIONS - W x D x H	VOLTS / AMPS / HP	DOORS	FINISH
<b>MMF27</b>	MMF27-1-B-ICE-LED	\$11,236	400	27	30" x 33 3/4" x 78"	115 / 13.8 / 3/4	1	Black Ext, White Int
	MMF27-1-W-ICE-LED	\$11,236	400	27	30" x 33 3/4" x 78"	115 / 13.8 / 3/4	1	White Ext, White Int
<b>MMF49</b>	MMF49-1-B-ICE-LED	\$14,760	560	49	52" x 33 3/4" x 78"	115 / 13.8 / 3/4	1	Black Ext, White Int
	MMF49-1-W-ICE-LED	\$14,760	560	49	52" x 33 3/4" x 78"	115 / 13.8 / 3/4	1	White Ext, White Int



## MarketMax Wine Merchandisers FEATURES:

### Cabinet Finish

*Stainless steel interior and exterior.*

### Heavy Duty Construction

*Foamed-In-Place CFC and HCFC-free Polyurethane Insulation.*

### Electronic Control with Digital Display

### One Piece Grille

### Spring-Loaded Hinges with 120° Stay-Open Door Feature

### Anti-Microbial Door Handles

### Door Locks Standard

### Snap-In Door Gaskets

*Easy to remove for cleaning or replacement without service agency.*

### 8 Chrome-Plated shelves per section

### Refrigeration System

*Bottom mount, environmentally friendly refrigeration system (R134a – refrigerant). Maintains product temperatures of 53°-57° F for proper age and storage of wines (can be adjusted to maintain between 40°-60°F to accommodate both red and white wines).*

### Agency Certifications



## MARKETMAX™ WINE MERCHANDISERS - SPECIFICATIONS

	MODELS	LIST PRICE	CRATED WEIGHT	CUBIC FEET	EXT. DIMENSIONS – W x D x H	VOLTS / AMPS / HP	DOORS/ SHELVES	FINISH
<b>MMR23</b>	MMR23-1-SS-LED-WINE	\$7,685	300	23	27 1/4" x 33 3/4" x 78"	115 / 5.8 / 1/3	1 / 8	S/S Interior & Exterior
<b>MMR27</b>	MMR27-1-SS-LED-WINE	\$8,175	373	27	30" x 33 3/4" x 78"	115 / 5.8 / 1/3	1 / 8	S/S Interior & Exterior
<b>MMR44</b>	MMR44-1-SS-LED-WINE	\$12,825	530	44	47" x 33 3/4" x 78"	-	-	S/S Interior & Exterior
<b>MMR49</b>	MMR49-1-SS-LED-WINE	\$13,181	530	49	52" x 33 3/4" x 78"	115 / 8.8 / 1/3	2 / 16	S/S Interior & Exterior
<b>MMR72</b>	MMR72-1-SS-LED-WINE	\$18,352	715	72	75" x 33 3/4" x 78"	115 / 9.9 / 1/3	3 / 24	S/S Interior & Exterior

## MARKETMAX™ WINE MERCHANDISERS DUAL TEMPS - SPECIFICATIONS

	MODELS	LIST PRICE	CRATED WEIGHT	CUBIC FEET	EXT. DIMENSIONS W x D x H	REFRIGERATOR VOLTS / AMPS / HP	DOORS/ SHELVES	FINISH
<b>MMRR49</b>	MMRR49-1-SS-LED-WINE	\$21,475	530	49	52" X 33 3/4" X 78"	115 / 8.8 / 1/3	2/10	S/S Interior & Exterior
<b>MMRF72</b>	MMRF72-1-SS-LED-WINE	\$29,475	775	72	75" X 33 3/4" X 78"	115 / 8.8 / 1/3	3/15	S/S Interior & Exterior

# GLASS DOOR MERCHANDISERS

## ▸ Countertop Merchandisers

### TESTED & CERTIFIED TO AMBIENT CLASS OF 100°F

#### Countertop Refrigerators & Freezers FEATURES:

##### Cabinet Finish

White coated steel interior walls. Exterior finish is heavy duty steel with a baked on durable paint.

##### Heavy Duty Construction

2" CFC and HCFC-free foamed-in-place polyurethane insulation.

##### Thermal Glass Doors

Minimizes energy waste by keeping temperature constant. Freezer models have Insulated Glass Doors.

##### Epoxy Coated Steel Shelves 3 shelves provided as standard.

##### Door Locks Standard (CT Models Only)

##### Right Hand Hinged Doors Standard on All Models

Left hand hinge option available on CR5 models.

##### LED Lighting Standard

##### CTR / CTF Models Standard with Lighted Sign Panel

##### Adjustable Shelves 3 Shelves provided as standard (Freezer Models).

##### Refrigeration System

Refrigerator product temperatures from 35°–41°F.

Freezer operating temperature of -10°F.

##### Environmentally Friendly Refrigerant

Refrigerators utilize R134a & Freezers utilize R404A refrigerant, which are CFC and HCFC-free for compliance with environmental safety standards.

##### Agency

##### Certifications



Intertek  
(All CT and CF Models)

CT96-1-B  
CTF96-1-B



Door Locks Standard

CRD5GE



CF3-1-W



\*CF3 Is Cold Wall - All Other Units Are Forced Air

CTR3-1-B



YOUR COMPLETE REFRIGERATION SOURCE

**AVAILABLE ACCESSORIES:**

- Stand Options For The CTR96 & CTF96  
See Page 130

## COUNTERTOP REFRIGERATORS - SPECIFICATIONS

	MODELS	LIST PRICE	CRATED WEIGHT	CUBIC FEET	EXT. DIMENSIONS - W x D x H	VOLTS / AMPS / HP	DOORS/ SHELVES	FINISH
<b>CT96</b>	CT96-1-B-LED	\$3,217	121	6.8	21 7/16" x 25 1/8" x 37 1/2"	115 / 3.6 / 1/5	1 / 3	Black
<b>CTR3</b>	CTR3-1-B-LED	\$1,645	100	3	19.41" x 18.9" x 40.55"	115 / 2.0 / 1/8	1 / 3	Black
<b>CR5</b>	CR5-1W-G	\$4,341	220	5	22" x 24" x 39"	115 / 5.9 / 1/4	Varies by Unit	White
	CR5-1S-G	\$4,945	220	5	22" x 24" x 39"	115 / 5.9 / 1/4	Varies by Unit	S/S
	CR5GE-1W-G	\$5,231	208	5	22" x 24" x 39"	115 / 5.9 / 1/4	Varies by Unit	White, Glass Ends
	CRD5-1W-G	\$5,382	222	5	22" x 24" x 39"	115 / 5.9 / 1/4	Varies by Unit	White, Pass-Thru
	CRD5GE-1W-G	\$6,140	222	5	22" x 24" x 39"	115 / 5.9 / 1/4	Varies by Unit	White, Pass-Thru, Glass Ends
	CRD5GE-1W-GS	\$6,857	222	5	22" x 24" x 39"	115 / 5.9 / 1/4	Varies by Unit	White, Pass-Thru, Glass Ends, 1 Solid Door, 1 Glass Door

## COUNTERTOP FREEZERS - SPECIFICATIONS

	MODELS	LIST PRICE	CRATED WEIGHT	CUBIC FEET	EXT. DIMENSIONS - W x D x H	VOLTS / AMPS / HP	DOORS/ SHELVES	FINISH
<b>CF3</b>	CF3-1-B	\$4,026	110	3	23" x 24" x 28"	115 / 3.0 / 1/6	1 / 3	Black
	CF3-1-W	\$4,026	110	3	23" x 24" x 28"	115 / 3.0 / 1/6	1 / 3	White
<b>CTF3</b>	CTF3-1-B-LED	\$2,935	100	3	19.41" x 18.9" x 40.55"	115 / 2.0 / 1/8	1 / 3	Black
<b>CTF96</b>	CTF96-1-B-LED	\$3,288	121	6.8	21 7/16" x 25 1/8" x 37 1/2"	115 / 3.6 / 1/5	1 / 3	Black

*For total depth add 1 3/4" for handle. 208-230 Volt units are designed for field wiring.*



# OPEN-AIR MERCHANDISERS



**NIGHT  
CURTAIN**



**SECURITY  
CAGE**



**DIGITAL TEMPERATURE  
CONTROL**







IN THIS SECTION:

## OPEN-AIR MERCHANDISERS

Breeze™ Open-Air Merchandiser

Vuemax™ Open-Air Merchandisers



# OPEN-AIR MERCHANDISERS

- ▶ Breeze™ Open-Air Merchandiser
- ▶ VueMax™ Open-Air Merchandisers

## TESTED & CERTIFIED TO AMBIENT CLASS OF 100°F

### Breeze™ Open-Air Curtain Merchandiser FEATURES:

#### Curved Design

Uniquely designed air curtain cabinet tailored for product placement in all markets.

#### Cabinet Finish

White coated steel interior walls. Exterior finish is steel with a baked on durable paint. Available in Black or White exterior finish.

#### Heavy Duty Construction

2" CFC and HCFC-free foamed-in-place polyurethane insulation.

#### Modern One-Piece Grille

Modern grille is easy to remove for cleaning and servicing.

#### Open Front with Side Shields

Easy access, open front with side shields maximizes display of product.

#### LED Lighting Standard

#### Gravity-Flo Organizers

Allows you to easily organize your packaged product for an attractive display.

#### Epoxy Coated Steel Shelves

3 shelves provided as standard.

#### Lift-Out Refrigeration System

High performance one-piece lift-out refrigeration system with hot gas condensate evaporator. Product temperatures from 32°–38°F.

#### Environmentally Friendly Refrigerant

System utilizes R134a refrigerant, which is CFC and HCFC-free for compliance with environmental safety standards.

#### Agency Certifications



### CERTIFIED

Breeze is certified for bottled beverage & packaged food product.

### AVAILABLE OPTIONS:

- ▶ Black Dividers
- ▶ Gray Exterior Finish
- ▶ Black Shelves

BZ13-1-B



Products that have earned the ENERGY STAR® are designed to protect the environment through superior energy efficiency. For a complete list of qualified models, visit [www.energystar.gov/cfs](http://www.energystar.gov/cfs). Click on Commercial Refrigerators & Freezers on the right-hand side of the page.

## BREEZE™ OPEN-AIR CURTAIN MERCHANDISER - SPECIFICATIONS

	MODELS	LIST PRICE	CRATED WEIGHT	CUBIC FEET	EXT. DIMENSIONS – W x D x H	VOLTS / AMPS / HP	SHELVES	FINISH
<b>BZ13</b>	BZ13-1-B	\$10,264	350	13	29 3/4" x 32" x 54"	115 / 12.0 / 1/2	3	Black
	BZ13-1-W	\$10,264	350	13	29 3/4" x 32" x 54"	115 / 12.0 / 1/2	3	White



## VueMax™ Open-Air Merchandisers FEATURES:

### Curved Design

Uniquely designed air curtain cabinet tailored for product placement in all markets.

### Cabinet Finish

Exterior finish is steel with a baked on durable paint. Available in Gray, Black or White exterior finish.

### Heavy Duty Construction

CFC and HCFC-free foamed-in-place polyurethane insulation.

### Easy Access Open Front with Glass Sides

Maximizes display of product.

### Horizontal and Vertical Recessed LED Interior Lighting Standard

Enhances product merchandising.

### 6" Adjustable Legs Standard, 5" Caster Option Available

### Night Curtain

Comes standard and helps save energy and maintain cabinet temperature.

### Temperature Control Display

Displays interior cabinet temperatures.

### Operating Temperature

Product temperatures from 36°–38°F.

### Environmentally Friendly Refrigerant

System utilizes R134a refrigerant, which is CFC and HCFC-free for compliance with environmental safety standards.

### Available Colors

Black, white, or gray models available — specify at time of order.

### Agency Certifications



## CERTIFIED

VueMax is certified for bottled beverage & packaged food product.

## STANDARD

LED Lighting for Enhanced Product Merchandising

## AVAILABLE ACCESSORIES:

- ▶ 5" Casters
- ▶ Security Cage
- ▶ Custom Graphics Available
- ▶ Bar / Bag Hooks
- ▶ Price Tag Molding
- ▶ Spring Loaded Product Dispensers



VM15



VM12



VM18

## VUEMAX™ OPEN-AIR MERCHANDISERS - SPECIFICATIONS

	MODELS	LIST PRICE	CRATED WEIGHT	CUBIC FEET	EXT. DIMENSIONS – W x D x H	VOLTS / AMPS / HP	SHELVES	FULL LOAD AMPERES 115 / 60 / 1 BREAKER REQUIRED
<b>VM7</b>	VM7	\$10,264	415	7	35" x 31" x 59"	115 / 8.0 / 1/3	3	15 amp breaker
<b>VM12</b>	VM12	\$12,729	507	12	35" x 31" x 79"	115 / 11.0 / 1/4 (2)	4	20 amp breaker
<b>VM15</b>	VM15	\$13,208	510	15	51" x 31" x 59"	115 / 16 / 1/3 (2)	4	20 amp breaker
<b>VM18</b>	VM18	\$13,420	525	18	51" x 31" x 79"	115 / 16 / 1/3 (2)	4	20 amp breaker



# DISPLAY CASES





IN THIS SECTION:

## DISPLAY CASES

Curved Glass Deli Cases





# DISPLAY CASES

## ► Curved Glass Deli Cases

### TESTED & CERTIFIED TO AMBIENT CLASS OF 100°F

#### Curved Glass Deli Cases FEATURES:

##### Cabinet Finish

Interior constructed of heavy duty coated steel and stainless steel floor.  
Available in black, white or stainless steel exterior finish.

##### 14" Stainless Steel Top

Stainless steel top provides durable work surface.

##### Heavy Duty Construction

2" CFC and HCFC-free foamed-in-place polyurethane insulation.

##### Self-Closing Sliding Glass Doors

Self-closing tempered sliding glass thermal panel doors include lock and stay open feature. Doors are located at rear of cabinet.

##### Epoxy Coated Steel Shelves

Two tiers of adjustable epoxy coated wire shelves are standard.

##### LED Lighting Standard

##### Mirrored Interior Sides Standard

Mirrored interior sides enhance merchandise visibility.

##### Refrigeration System

System designed to provide optimum internal temperature and humidity for extended product life.

##### Environmentally Friendly Refrigerant

System utilizes R134a refrigerant, which is CFC and HCFC-free for compliance with environmental safety standards.

##### Agency Certifications



CDR3/1-B



CDR5/1-W



CDR6/1-S





### CURVED GLASS DELI CASES - SPECIFICATIONS

	MODELS	LIST PRICE	CRATED WEIGHT	CUBIC FEET	EXT. DIMENSIONS – W x D x H	VOLTS / AMPS / HP	TYPE OF UNIT	FINISH
<b>CDR3</b>	CDR3/1-B-20	\$15,808	482	13.4	37" x 35" x 46"	115 / 8.5 / 1/3	Refrigerator Display	Black
	CDR3/1-W-20	\$15,808	482	13.4	37" x 35" x 46"	115 / 8.5 / 1/3	Refrigerator Display	White
	CDR3/1-S-20	\$16,200	482	13.4	37" x 35" x 46"	115 / 8.5 / 1/3	Refrigerator Display	S/S
<b>CDR4</b>	CDR4/1-B-20	\$17,188	520	18.1	49" x 35" x 46"	115 / 8.5 / 1/3	Refrigerator Display	Black
	CDR4/1-W-20	\$17,188	520	18.1	49" x 35" x 46"	115 / 8.5 / 1/3	Refrigerator Display	White
	CDR4/1-S-20	\$17,505	520	18.1	49" x 35" x 46"	115 / 8.5 / 1/3	Refrigerator Display	S/S
<b>CDR5</b>	CDR5/1-B-20	\$19,015	626	22.9	61" x 35" x 46"	115 / 10.5 / 1/2	Refrigerator Display	Black
	CDR5/1-W-20	\$19,015	626	22.9	61" x 35" x 46"	115 / 10.5 / 1/2	Refrigerator Display	White
	CDR5/1-S-20	\$19,520	626	22.9	61" x 35" x 46"	115 / 10.5 / 1/2	Refrigerator Display	S/S
<b>CDR6</b>	CDR6/1-B-20	\$20,794	696	27.6	73" x 35" x 46"	115 / 10.5 / 1/2	Refrigerator Display	Black
	CDR6/1-W-20	\$20,794	696	27.6	73" x 35" x 46"	115 / 10.5 / 1/2	Refrigerator Display	White
	CDR6/1-S-20	\$21,430	696	27.6	73" x 35" x 46"	115 / 10.5 / 1/2	Refrigerator Display	S/S

# ACCESSORIES, WARRANTY, & LINE DRAWINGS





IN THIS SECTION:

**ACCESSORIES**

**WARRANTY**





**LINE DRAWINGS**





# ACCESSORIES

## SHELVING

CATEGORY	DESCRIPTION	PART NUMBER	LIST PRICE
 Horizon Series Flat Shelf	H Series Flat Shelving 1 Door Unit	Epoxy Coated Wire Shelf	403-889D-01 \$125
	H Series Flat Shelving HR1W Units	Epoxy Coated Wire Shelf	403-888D-01 \$125
	H Series Flat Shelving 2 Door Unit	Epoxy Coated Wire Shelf	403-887D-01 \$125
	H Series Flat Shelving 3 Door Unit	Epoxy Coated Center Shelf	403-893D-01 \$125
	H Series Flat Shelving 3 Door Unit	Epoxy Coated Wire Shelf	403-887D-01 \$125
	H Series Flat Shelving 1 Door Unit	S/S Shelves	403-889D-04 \$415
	H Series Flat Shelving 1 Door Wide Unit	S/S Shelves	403-888D-04 \$415
	H Series Flat Shelving 2 & 3 Door Unit	S/S Shelves	403-887D-04 \$415
	H Series Flat Shelving 3 Door Unit-Center	S/S Shelves	403-893D-04 \$415
	RB/FB/HBR/HBF23	Epoxy Coated Wire Shelf	403-900D-02 \$130
 K Series Flat Shelf	RB/FB/HBR/HBF27	Epoxy Coated Wire Shelf	403-871D-02 \$130
	RB/FB/HBR/HBF49	Epoxy Coated Wire Shelf	403-873D-02 \$130
	RB/FB/HBR/HBF72	Epoxy Coated Wire Shelf	403-874D-02 \$130
	H Series 1 Door Unit	Chrome Plated Shelves	403-889D-05 \$230
	H Series 1 Door Wide Unit	Chrome Plated Shelves	403-888D-05 \$230
	H Series 2 & 3 Door Unit	Chrome Plated Shelves	403-887D-05 \$230
	H Series 3 Door Unit - Center	Chrome Plated Shelves	403-893D-05 \$230
	RB/FB/HBR/HBF23	Chrome Plated Shelves	403-900D-04 \$230
	RB/FB/HBR/HBF27	Chrome Plated Shelves	403-871D-04 \$230
	RB/FB/HBR/HBF49	Chrome Plated Shelves	403-873D-04 \$230
 Epoxy Coated Wire Shelf for LV Series	RB/FB/HBR/HBF72	Chrome Plated Shelves	403-874D-04 \$230
	P Series Flat Shelving	Epoxy Coated Wire Shelf	403-507D \$125
	KF/KR24 Flat Shelving	Epoxy Coated Wire Shelf	30278L0100 \$165
	KF/KR48 Flat Shelving	Epoxy Coated Wire Shelf	30278L0200 \$175
	KF/KR74 Flat Shelving	Epoxy Coated Wire Shelf	30278L0200 \$175
	RI18	Epoxy Coated Wire Shelf	403-463D \$105
	LV10/12	Epoxy Coated Wire Shelf	403-822D \$125
	LV15/17	Epoxy Coated Wire Shelf	403-574D \$125
	LV23 / MMR/MMF23	Epoxy Coated Wire Shelf	403-900D-01 \$125
	LV27 / MMR/MMF27	Epoxy Coated Wire Shelf	403-871D-01 \$125
 Epoxy Coated Wire Shelf, Black	LV38	Epoxy Coated Wire Shelf	403-872D-01 \$125
	LV45/49 / MMR/MMF49	Epoxy Coated Wire Shelf	403-873D-01 \$125
	LV66/72 / MMR/MMF72	Epoxy Coated Wire Shelf	403-874D-01 \$125
	LV10/12	Epoxy Coated Wire Shelf, Black	403-909D-01 \$125
	LV23 / MMR/MMF23	Epoxy Coated Wire Shelf, Black	403-900D-03 \$125
	LV27 / MMR/MMF27	Epoxy Coated Wire Shelf, Black	403-871D-03 \$125
	LV38	Epoxy Coated Wire Shelf, Black	403-872D-03 \$125
	LV45/49 / MMR/MMF49	Epoxy Coated Wire Shelf, Black	403-873D-03 \$125
	LV66/72 / MMR/MMF72	Epoxy Coated Wire Shelf, Black	403-874D-03 \$125
	MM14	Epoxy Coated Wire Shelf	403-500D \$125
	DD48	Epoxy Coated Wire Shelf	403-322D \$125
	DD50/50C Shelf Kit (set of 2)	Epoxy Coated Wire Shelf	00C21-022A \$280
	DD58 Shelf Kit (set of 2)	Epoxy Coated Wire Shelf	00C21-007A-- \$255
	DD68 Shelf Kit (set of 2)	Epoxy Coated Wire Shelf	00C21-006A-- \$255
	DD72	Epoxy Coated Wire Shelf	403-326D \$125
	DD78 Shelf Kit (set of 3)	Epoxy Coated Wire Shelf	00C21-023A \$255
	DD94 Center Shelf	Epoxy Coated Wire Shelf	403-216D \$125
	DD94 Right Shelf	Epoxy Coated Wire Shelf	403-249D \$125
	DD94 Left Shelf	Epoxy Coated Wire Shelf	403-690D-01 \$125
	BB24	Epoxy Coated Wire Shelf	403-922D-02 \$125
	BB36	Epoxy Coated Wire Shelf	403-924D-02 \$125
	BB48/48G	Epoxy Coated Wire Shelf	403-322D \$125
	BB58/58G LH	Epoxy Coated Wire Shelf	403-218D \$125

Note: Shelf clips required. See Shelf Clip Section for pricing.





## SHELVING (continued)



*Epoxy Coated  
Wire Shelf C Series*



*Epoxy Coated Wire Shelf  
SPE, UC, WT Series*

CATEGORY	DESCRIPTION	PART NUMBER	LIST PRICE
BB58/58G RH	Epoxy Coated Wire Shelf	403-249D	\$125
BB68/68G	Epoxy Coated Wire Shelf	403-217D	\$125
BB72/72G	Epoxy Coated Wire Shelf	403-326D	\$125
BB78/78G CTR	Epoxy Coated Wire Shelf	403-582D	\$125
BB78/78G LH	Epoxy Coated Wire Shelf	403-583D	\$125
BB78/78G RH	Epoxy Coated Wire Shelf	403-584D	\$125
BB94/94G CTR	Epoxy Coated Wire Shelf	403-216D	\$125
BB94/94G RH	Epoxy Coated Wire Shelf	403-249D	\$125
BB94/94G LH	Epoxy Coated Wire Shelf	403-690D-01	\$105
CDR3	Epoxy Coated Wire Shelf	403-528C	\$105
CDR4	Epoxy Coated Wire Shelf	403-529C	\$105
CDR5	Epoxy Coated Wire Shelf	403-530C	\$105
CDR6	Epoxy Coated Wire Shelf	403-531C	\$105
CDR3	Lighted Shelf	27B01S021D	\$265
CDR4	Lighted Shelf	27B01S022D	\$280
CDR5	Lighted Shelf	27B01S023D	\$300
CDR6	Lighted Shelf	27B01S024D	\$325
SPE27/27-12M/27C	Epoxy Coated Wire Shelf (Large)	403-826B	\$125
SPE27/SPE27-12M/SPE27C	Epoxy Coated Wire Shelf (Small)	403-912D-01	\$125
SPE36/SPE36M/SPE36C	Epoxy Coated Wire Shelf (Large)	403-911D-01	\$125
SPE36/SPE36M/SPE36C	Epoxy Coated Wire Shelf (Small)	403-915D-01	\$125
SPE48/48M/48C	Epoxy Coated Wire Shelf (Large)	403-828B	\$125
SPE48/SPE48M/SPE48C	Epoxy Coated Wire Shelf (Small)	403-913D-01	\$125
SPE60/60M/60C	Epoxy Coated Wire Shelf (Large)	403-829B	\$125
SPE60/SPE60M/SPE60C	Epoxy Coated Wire Shelf (Small)	403-914D-01	\$125
SPE72/72M/72C	Epoxy Coated Ctr Section Wire Shelf (Large)	403-827B	\$125
SPE72/72M/72C	Epoxy Coated Wire Shelf L&R (Large)	403-828B	\$125
SPE72/SPE72M/SPE72C	Epoxy Coated Ctr Section Wire Shelf (Small)	403-912D-01	\$125
SPE72/SPE72M/SPE72C	Epoxy Coated Wire Shelf L&R (Small)	403-913D-01	\$125
DP46/67/93/119, DPD46/67/93/119	Epoxy Coated Wire Shelf	403-834D	\$125
UCF/UCR/WTF/WTR27A	Epoxy Coated Wire Shelf (Large)	403-826B	\$125
UCF/UCR/WTF/WTR27A	Epoxy Coated Wire Shelf (Small)	403-912D-01	\$125
UCF/UCR/WTF/WTR36A	Epoxy Coated Wire Shelf (Large)	403-911D-01	\$125
UCF/UCR/WTF/WTR36A	Epoxy Coated Wire Shelf (Small)	403-915D-01	\$125
UCF/UCR/WTF/WTR48A	Epoxy Coated Wire Shelf (Large)	403-828B	\$125
UCF/UCR/WTF/WTR48A	Epoxy Coated Wire Shelf (Small)	403-913D-01	\$125
UCF/UCR/WTF/WTR60A	Epoxy Coated Wire Shelf (Large)	403-829D	\$125
UCF/UCR/WTF/WTR60A	Epoxy Coated Wire Shelf (Small)	403-914D-01	\$125
UCR/WTR72A	Epoxy Coated Ctr Section Wire Shelf (Large)	403-827B	\$125
UCR/WTR72A	Epoxy Coated Wire Shelf L&R (Large)	403-828B	\$125
UCR/WTR72A	Epoxy Coated Ctr Section Wire Shelf (Small)	403-912D-01	\$125
UCR/WTR72A	Epoxy Coated Wire Shelf L&R (Small)	403-913D-01	\$125
UCR46A/67A, UCF67A	Epoxy Coated Wire Shelf	403-834D	\$125
UCR93A/119A	Epoxy Coated Wire Shelf	403-834D	\$125
WTR41/46/67A/93A	Epoxy Coated Wire Shelf	403-834D	\$125
WTR119A, WTF67A	Epoxy Coated Wire Shelf	403-834D	\$125
UCF/UCR/WTR20	Epoxy Coated Wire Shelf	403-419D	\$125
UCR/WTR34Y	Epoxy Coated Wire Shelf	403-339D	\$125
UCR/UCF/WTF/WTR27 Shallow Depth	Epoxy Coated Wire Shelf	403-294D	\$125
MS58	Epoxy Coated Wire Shelf LT	403-218D	\$125
MS58	Epoxy Coated Wire Shelf RT	403-249D	\$125
MS68	Epoxy Coated Wire Shelf	403-217D	\$125
CT96/CTF96 (New Model)	Wire Shelf	CT9652	\$95

*Note: Shelf clips required. See Shelf Clip Section for pricing.*

# ACCESSORIES

## SHELVING (continued)

CATEGORY	DESCRIPTION	PART NUMBER	LIST PRICE
BZ13	Epoxy Coated Wire Shelf, Black Dividers	403-749D-01	\$105
CF3	Lower Wire Shelf	100185044	\$30
CF3	Upper Wire Shelf	100185045	\$50
CTR3/CTF3	Wire Shelf	80FA40	\$11

*Note: Shelf clips required. See Shelf Clip Section for pricing.*

## WINE RACKS

CATEGORY	DESCRIPTION	PART NUMBER	LIST PRICE
<b>CURVED WINE RACKS</b>			
LV23/MMR23	Wine Rack (White)	403-905D-01	\$115
LV23/MMR23	Wine Rack (Black)	403-905D-02	\$115
LV27/MMR27	Wine Rack (White)	403-906D-01	\$115
LV27/MMR27	Wine Rack (Black)	403-906D-02	\$115
LV49/MMR49	Wine Rack (White)	403-907D-01	\$115
LV49/MMR49	Wine Rack (Black)	403-907D-02	\$115
LV72/MMR72	Wine Rack (White)	403-908D-01	\$115
LV72/MMR72	Wine Rack (Black)	403-908D-02	\$115

Wine Rack



<b>FLAT WINE RACKS WITH BOTTLE SUPPORT</b>			
RB/FB/HBR/MMR23	Chrome Wine Rack	403-928D-03	\$290
RB/FB/HBR/MMR27	Chrome Wine Rack	403-929D-03	\$290
RB/FB/HBR/MMR49	Chrome Wine Rack	403-930D-03	\$290
RB/FB/HBR/MMR72	Chrome Wine Rack	403-931D-03	\$290
LV10/12	Wine Rack (White)	403-932D-01	\$230
LV10/12	Wine Rack (Black)	403-932D-02	\$230
LV23/MMR23	Wine Rack (White)	403-933D-01	\$230
LV23/MMR23	Wine Rack (Black)	403-933D-02	\$230
LV27/MMR27	Wine Rack (White)	403-934D-01	\$230
LV27/MMR27	Wine Rack (Black)	403-934D-02	\$230
LV38	Wine Rack (White)	403-935D-01	\$230
LV38	Wine Rack (Black)	403-935D-02	\$230
LV/MMR49/45	Wine Rack (White)	403-936D-01	\$230
LV/MMR49/45	Wine Rack (Black)	403-936D-02	\$230
LV/MMR72/66	Wine Rack (White)	403-937D-01	\$230
LV/MMR72/66	Wine Rack (Black)	403-937D-02	\$230

## NOVELTY BASKETS

CATEGORY	DESCRIPTION	PART NUMBER	LIST PRICE
MMF23	Novelty Basket (White)	403-938D-01	\$260
MMF23	Novelty Basket (Black)	403-938D-02	\$260
MMF27	Novelty Basket (White)	403-939D-01	\$260
MMF27	Novelty Basket (Black)	403-939D-02	\$260
MMF49	Novelty Basket (White)	403-940D-01	\$260
MMF49	Novelty Basket (Black)	403-940D-02	\$260
MMF72	Novelty Basket (White)	403-941D-01	\$260
MMF72	Novelty Basket (Black)	403-941D-02	\$260

## SHELF CLIPS



Shelf Clip

CATEGORY	DESCRIPTION	PART NUMBER	LIST PRICE
H Series	Shelf Clip	403-168A	\$1.65
RB/FB/HBR/HBF and MMR/MMF Series	Shelf Clip	403-169A	\$1.65
P Series	Shelf Clip	403-077A-A	\$1.65
KF/KR 24/48/74	Shelf Clip	30220L0900	\$1.65
LUMAVUE	Shelf Clip	403-168A	\$1.65
DD48/72/94	Shelf Clip	403-168A	\$1.65



## SHELF CLIPS (continued)

CATEGORY	DESCRIPTION	PART NUMBER	LIST PRICE
All BB's	Shelf Clip	403-168A	\$1.65
All SPE/SPED/DP/DPD	Shelf Clip	403-169A	\$1.65
UCR/WTR/UCRD/WTRD	Shelf Clip	403-169A	\$1.65
MS Units	Shelf Clip	403-168A	\$1.65
CT96/CTF96 (New Model)	Shelf Clip	CT9651	\$1.65
BZ13	Shelf Clip	403-168A	\$1.65
CTR3/CTF3	Shelf Clip	80FA39	\$1.65

## WIRE SHELF DIVIDERS

CATEGORY	DESCRIPTION	WIRE SHELF DIVIDER P/N #	LIST PRICE
<b>SANDWICH PREP TABLES</b>			
SPE27	Epoxy Coated Large Shelf	403-722C	\$40
SPE27	Epoxy Coated Small Shelf	403-721C	\$40
SPE36	Epoxy Coated Large Shelf	403-723C	\$40
SPE36	Epoxy Coated Small Shelf	403-721C	\$40
SPE48	Epoxy Coated Large Shelf	403-723C	\$40
SPE48	Epoxy Coated Small Shelf	403-721C	\$40
SPE60	Epoxy Coated Large Shelf	403-723C	\$40
SPE60	Epoxy Coated Small Shelf	403-721C	\$40
SPE72	Epoxy Coated Large Shelf	403-723C	\$40
SPE72	Epoxy Coated Small Shelf	403-721C	\$40
<b>WORKTOPS / UNDERCOUNTERS</b>			
WTR27A/UCR27A	Epoxy Coated Large Shelf	403-722C	\$40
WTR27A/UCR27A	Epoxy Coated Small Shelf	403-721C	\$40
WTR36A, UCR36A	Epoxy Coated Large Shelf	403-723C	\$40
WTR36A, UCR36A	Epoxy Coated Small Shelf	403-721C	\$40
WTR48A/UCR48A	Epoxy Coated Large Shelf	403-723C	\$40
WTR48A/UCR48A	Epoxy Coated Small Shelf	403-721C	\$40
WTR60A/UCR60A	Epoxy Coated Large Shelf	403-723C	\$40
WTR60A/UCR60A	Epoxy Coated Small Shelf	403-721C	\$40
WTR72A/UCR72A	Epoxy Coated Large Shelf	403-723C	\$40
WTR72A/UCR72A	Epoxy Coated Small Shelf	403-721C	\$40
<b>BACK BARS</b>			
BB24	All Epoxy Coated Shelves	403-942D-01	\$40
BB36	All Epoxy Coated Shelves	403-722C	\$40
BB48	All Epoxy Coated Shelves	403-722C	\$40
BB58/BB68	All Epoxy Coated Shelves	403-719C	\$40
BB72	All Epoxy Coated Shelves	403-722C	\$40
BB78	All Epoxy Coated Shelves	403-719C	\$40
BB94	All Epoxy Coated Shelves	403-719C	\$40
<b>RI18 MODELS</b>			
RI18-HS/HG	All Epoxy Coated Shelves	403-719C	\$40



Gravity Flo Organizer

## GRAVITY FLO KITS (One Kit Per Door Required)

CATEGORY	DESCRIPTION	PART NUMBER	LIST PRICE
LV10	Gravity Flo Kits	61C31-179A-03	\$450
LV12	Gravity Flo Kits	61C31-179A-01	\$450
LV15 / LV17	Gravity Flo Kits	61C31-200A-01	\$575
MM14 (ONE KIT PER UNIT)	Gravity Flo Kits	61C31-187A-01	\$600
LV23 / MM23	Gravity Flo Kits	61C31-253D-01	\$600
LV27 / MM27	Gravity Flo Kits	61C31-193A-01	\$600
LV38	Gravity Flo Kits	61C31-201A-01	\$600
LV45/49/66/72 / MM49/72	Gravity Flo Kits	61C31-199A-01	\$730

Gravity Flo Kits above are white. Black kits available. Contact factory for pricing and availability.

# ACCESSORIES



## Liquor Shelves & LED Bottle Display FEATURES:

**3 Year Parts & Labor Warranty**

**High Powered, Low Heat, Super Bright, 3 chip, RGB LED's - 50,000 hours minimum life**

**Environmentally friendly - no mercury, lead or toxic gases.**

**Color-rich, programmable LED's**

**Available up to 8' Long**

**44 Key RGB Wireless Remote Control - to control unlimited colors with multiple lighting effects**

**Independent level control, choose colors for each step independent of the others**

**Plugs into any standard wall outlet**

**Modular Construction allows for factory adjoining up to 108"**

**Includes UL listed power supply**

**100% Black Acrylic bottle tiers. Glossy black on front and sides with frosted acrylic tops.**



Products that have earned the ENERGY STAR® are designed to protect the environment through superior energy efficiency. For a complete list of qualified models, visit [www.energystar.gov/cfs](http://www.energystar.gov/cfs). Click on Commercial Refrigerators & Freezers on the right-hand side of the page.





## LED LIQUOR SHELVES

MODEL NUMBER	DESCRIPTION	BOTTLE CAPACITY	VOLTAGE	LIST PRICE
LS2-24L	2' LED Liquor Shelf, 24"L X 4.5"W X .75" Thick, 2 wall brackets	6 Bottles	12v, 2 amps, 24 watts	\$600
LS3-36L	3' LED Liquor Shelf, 36"L X 4.5"W X .75" Thick, 2 wall brackets	9 Bottles	12v, 2 amps, 24 watts	\$800
LS4-48L	4' LED Liquor Shelf, 48"L X 4.5"W X .75" Thick, 3 wall brackets	12 Bottles	12v, 2 amps, 24 watts	\$1,000
LS5-60L	5' LED Liquor Shelf, 60"L X 4.5"W X .75" Thick, 4 wall brackets	15 Bottles	12v, 2 amps, 24 watts	\$1,300
LS6-72L	6' LED Liquor Shelf, 72"L X 4.5"W X .75" Thick, 5 wall brackets	18 Bottles	12v, 3 amps, 36 watts	\$1,500
LS2-24L-DW	2' Double Wide LED Liquor Shelf, 24"L X 9"W X .75 Thick, 2 wall brackets	12 Bottles	12v, 2 amps, 24 watts	\$1,100
LS3-36L-DW	3' Double Wide LED Liquor Shelf, 36"L X 9"W X .75 Thick, 2 wall brackets	18 Bottles	12v, 3 amps, 36 watts	\$1,350
LS4-48L-DW	4' Double Wide LED Liquor Shelf, 48"L X 9"W X .75 Thick, 3 wall brackets	24 Bottles	12v, 3 amps, 36 watts	\$1,600
LS5-60L-DW	5' Double Wide LED Liquor Shelf, 60"L X 9"W X .75 Thick, 4 wall brackets	30 Bottles	12v, 4 amps, 48 watts	\$1,900
LS6-72L-DW	6' Double Wide LED Liquor Shelf, 72"L X 9"W X .75 Thick, 5 wall brackets	36 Bottles	12v, 5 amps, 60 watts	\$2,200

## LED BOTTLE DISPLAYS

MODEL NUMBER	DESCRIPTION	BOTTLE CAPACITY	VOLTAGE	LIST PRICE
LBD2-24L	2' Two Tier LED Bottle Display, 24"L X 9"D X 8"H	12 Bottles	12v, 2 amps, 24 watts	\$1,350
LBD2-36L	3' Two Tier LED Bottle Display, 36"L X 9"W X 8"H	18 Bottles	12v, 3 amps, 36 watts	\$2,000
LBD2-48L	4' Two Tier LED Bottle Display, 48"L X 9"W X 8"H	24 Bottles	12v, 3 amps, 36 watts	\$2,500
LBD2-60L	5' Two Tier LED Bottle Display, 60"L X 9"W X 8"H	30 Bottles	12v, 4 amps, 48 watts	\$3,000
LBD2-72L	6' Two Tier LED Bottle Display, 72"L X 9"W X 8"H	36 Bottles	12v, 5 amps, 60 watts	\$3,700
LBD3-24L	2' Three Tier LED Bottle Display, 24"L X 13.5"D X 12"H	18 Bottles	12v, 3 amps, 36 watts	\$1,850
LBD3-36L	3' Three Tier LED Bottle Display, 36"L X 13.5"D X 12"H	27 Bottles	12v, 4 amps, 48 watts	\$2,300
LBD3-48L	4' Three Tier LED Bottle Display, 48"L X 13.5"D X 12"H	36 Bottles	12v, 5 amps, 60 watts	\$3,000
LBD3-60L	5' Three Tier LED Bottle Display, 60"L X 13.5"D X 12"H	45 Bottles	12v, 6 amps, 72 watts	\$3,750
LBD3-72L	6' Three Tier LED Bottle Display, 72"L X 13.5"D X 12"H	54 Bottles	12v, 8 amps, 95 watts	\$4,500
LBD4-24L	2' Four Tier LED Bottle Display, 24"L X 18"W X 16"H	24 Bottles	12v, 3 amps, 36 watts	\$2,200
LBD4-36L	3' Four Tier LED Bottle Display, 36"L X 18"W X 16"H	32 Bottles	12v, 5 amps, 60 watts	\$3,100
LBD4-48L	4' Four Tier LED Bottle Display, 48"L X 18"W X 16"H	48 Bottles	12v, 6 amps, 72 watts	\$3,600
LBD4-60L	5' Four Tier LED Bottle Display, 60"L X 18"W X 16"H	60 Bottles	(2) 12v, 4 amps, 48 watts	\$4,300
LBD4-72L	6' Four Tier LED Bottle Display, 72"L X 18"W X 16"H	72 Bottles	(2) 12v, 5 amps, 60 watts	\$4,950

# ACCESSORIES

## BOTTLE DIVIDER KITS FOR SPE UNITS

CATEGORY	DESCRIPTION	PART NUMBER	LIST PRICE
SPE Mega Tops	Bottle Organizer (Holds Qty. 10 Bottles) 16 oz.	00B23-023D-01	\$85
SPE Mega Tops	Bottle Organizer (Holds Qty. 10 Bottles) 24 oz.	00B23-024D-01	\$85
SPE Standard & Cutting Tops	Bottle Organizer (Holds Qty. 8 Bottles) 16 oz.	00B23-025D-01	\$85
SPE Standard & Cutting Tops	Bottle Organizer (Holds Qty. 6 Bottles) 24 oz.	00B23-026D-01	\$85

## CASTERS

6"  
Caster Kit



CATEGORY	DESCRIPTION	PART NUMBER	LIST PRICE
Low Profile (set of four) SPE/WT/UC	2 3/4 in Caster Kit	00C31-049A	\$385
H Series (set of four)	6" Caster	61C01-001A	\$385
H Series (set of four)	3" Caster	61C01-013A	\$385
RB/FB/HBR/HBF (per caster-2 required per cabinet)	3" Stem w/Brake	401-633A	\$80
RB/FB/HBR/HBF (per caster-2 required per cabinet)	3" Stem	401-634A	\$80
RB/FB/HBR/HBF	6" Caster	61C01-014D-01	\$385
P Series (set of four)	6" Caster	61C01-001A	\$385
P Series (set of four)	3" Caster	61C01-013A	\$385
LV10/12 (set of four)	3" Caster	61C01-005A	\$385
LV/MM (excludes LV10/12)	3" Caster	61C01-018D-01	\$385
LV/MM (excludes LV10,12,15,17)	6" Caster	61C01-014D-01	\$385
MM14	3" Caster	61C01-008A	\$350
BB24/BB36	3" Caster	00C31-041A	\$385
BB24/BB36	6" Caster	00C31-038A	\$385
BB48,BB72 (set of four)	6" Caster	00C31-038A	\$385
BB48,BB72 (set of four)	3" Caster	00C31-041A	\$385
BB58,BB68 (set of four)	3" Caster	00C26-012A	\$400
BB78,BB94 (set of six)	3" Caster	00C26-017A	\$465
DD36	3" Caster	00C31-041A	\$385
DD36	6" Caster	00C31-038A	\$385
DD48,DD72 (set of four)	6" Caster	00C31-038A	\$385
DD48,DD72 (set of four)	3" Caster	00C31-041A	\$385
DD50,DD58,DD68 (set of four)	3" Caster	00C26-012A	\$400
DD78,DD94 (set of six)	3" Caster	00C26-017A	\$465
DW49 (set of four)	3" Caster	00C31-034ABB	\$400
DW64 (set of four)	3" Caster	00C31-031ABB	\$400
DW79, DW94 (set of six)	3" Caster	00C31-030ABB	\$465
SF34 (set of four)	3" Plate Casters	00C28S092AAA	\$385
GF24,34,48 (set of four)	3" Caster	00C28S110A--	\$385
WTRCS Series	3" Caster	00C26-017A	\$465
SPE units (set of four)	3" Caster	00C31-041A	\$385
SPE units (set of four)	6" Caster	00C31-038A	\$385
UCR20Y,UCF20,UCR27Y,UCF27,UCR34Y	3" Caster	00C31-041A	\$385
UCR20Y,UCF20,UCR27Y,UCF27,UCR34Y	6" Caster	00C31-038A	\$385
29" Undercounter/Worktop (set of four)	3" Caster	00C31-041A	\$385
29" Undercounter/Worktop (set of four)	6" Caster	00C31-038A	\$385
DP46,67,93 (set of four)	3" Caster	61C01-013A	\$385
DP46,67,93 (set of four)	6" Caster	61C01-001A	\$385
DP119 (set of six)	3" Caster	61C01-012A	\$385
32" Undercounter/Worktop (set of four)	3" Caster	61C01-013A	\$385
32" Undercounter/Worktop (set of four)	6" Caster	61C01-001A	\$385
UCR/WTR 119A (set of six)	3" Caster	61C01-012A	\$385
MS58, 68 (set of four)	3" Caster	00C26-012A	\$400
BZ13	2" Roller Kit	61C01-010A	\$145
WT/UC/SPE units	2" Roller Kit	00C31S045A	\$145
CDR (set of four)	3" Caster	61C01-011A	\$385
BF051AF	3.2" Casters	920596	\$700



## CASTERS (continued)

CATEGORY	DESCRIPTION	PART NUMBER	LIST PRICE
SM/ST 34,49,58 (per caster-2 required per cabinet)	4" Plate Caster (standard)	401-094A--	\$92
SM/ST 34,49,58 (per caster-2 required per cabinet)	4" Plate Caster w/brake (standard)	401-099A--	\$92
SMF34,SMF49,SMF58 (per caster-2 required per cabinet)	7" Plate Caster (standard)	401-519A	\$92
SMF34,SMF49,SMF58 (per caster-2 required per cabinet)	7" Plate Caster w/brake (standard)	401-520A	\$92
STF49/STF58 (per caster-2 required per cabinet)	5" Plate Caster w/brake (standard)	401-127A--	\$92
STF49/STF58 (per caster-2 required per cabinet)	5" Plate Caster (standard)	401-209A	\$92
VM7/VM12/VM18 (set of four)	5" Caster	61C01-014D-01	\$385

## LEGS

CATEGORY	DESCRIPTION	PART NUMBER	LIST PRICE
H Series (set of four)	6" Black Leg	58B02S001A	\$385
SPE units (set of four)	6" Black Leg	58B02S001A	\$385
DP46,67,93 (set of four)	6" Black Leg	58B02S001A	\$385
DP119 (set of six)	6" Black Leg	58B02S002A	\$385
29" Undercounter/Worktop (set of four)	6" Black Leg	58B02S001A	\$385
32" Undercounter/Worktop (set of four)	6" Black Leg	58B02S001A	\$385
UCR/WTR 119A (set of six)	6" Black Leg	58B02S002A	\$385
DW49 (set of four)	6" Adjustable with Plate	00C31-036A--	\$385
DW64 (set of four)	6" Adjustable with Plate	00C31-033ABB	\$385
DW79, 94 (set of six)	6" Adjustable with Plate	00C31-032ABB	\$385
SF34 (set of four)	6" Adjustable with Plate	00C31-035AAA	\$385
BM23 (set of four)	Leg Accessory Kit	00C06-002A--	\$385
GF24,34,48 (set of four)	6" Adjustable with Plate	00C31-035AAA	\$385
BB/DD 24, 36, 48, 72 (set of four)	6" Black Leg	58B02S001A	\$385
BB58,68, DD50,58,68 (set of four)	6" Adjustable with Plate	00C26S014A	\$385
BB/DD 78,94 (set of six)	6" Adjustable with Plate	00C26S015A	\$385
SM34,49,58 ST34,49,58 (set of four)	6" Adjustable with Plate	00C06-003A	\$385
MS58, 68 (set of four)	6" Adjustable with Plate	00C26S014A	\$385

6"  
Black Leg

6" Adjustable Leg  
with Plate

## SEISMIC / FLANGED LEGS

CATEGORY	DESCRIPTION	PART NUMBER	LIST PRICE
H Series (set of four)	6" Seismic/Flanged Legs	00C31-055A	\$405
RB/FB/HBR/HBF Series (set of four)	6" Seismic/Flanged Legs	00C31-055A	\$405
LV/MMR/MMF Series (set of four)	6" Seismic/Flanged Legs	00C31-055A	\$405
SPE Series (set of four)	6" Seismic/Flanged Legs	00C31-055A	\$405
DP Series (set of four)	6" Seismic/Flanged Legs	00C31-055A	\$405
P Series (set of four)	6" Seismic/Flanged Legs	00C31-055A	\$405
29" WT/UC (set of four)	6" Seismic/Flanged Legs	00C31-055A	\$405
32" WT/UC (set of four)	6" Seismic/Flanged Legs	00C31-055A	\$405
UC Shallow Depth (set of four)	6" Seismic/Flanged Legs	00C31-055A	\$405

Seismic/  
Flanged Leg


## LOCKS

CATEGORY	DESCRIPTION	PART NUMBER	LIST PRICE
H & P Series Glass Doors (per door)	Door Lock	61C11S032A	\$385
LV10/LV12/LV23/LV27	Door Lock w/Hole Saw	61C11-025A	\$185
LV15/17	Lock Assy. 2 Door Slide	61C11-052A	\$455
LV49	Door Lock w/Hole Saw	61C11-024A	\$265
LV72	Door Lock w/Hole Saw	61C11-031A	\$335
LV38/45	Lock Assy. 2 Door Slide	61C11-049D-01	\$245
LV66	Lock Assy. 3 Door Slide	61C11-049D-02	\$245
DP, SPE,UCR,WTR (per door)	Door Lock	00C30-099A	\$245
GF24/34	Lid Lock	00C30-100A	\$260
GF48	Lid Lock	00C30-101A	\$385

Lock Assembly for  
Glass Door Reach-Ins

# ACCESSORIES

## LOCKS (continued)



Deep Well Lid Lock

CATEGORY	DESCRIPTION	PART NUMBER	LIST PRICE
SF34	Lid Lock	00C30-031ABB	\$385
DW49 Solid Lid	Lid Lock	00C30-030AAA	\$385
DW64 Solid Lid	Lid Lock	00C30-029AAA	\$385
DW79 Solid Lid	Lid Lock	00C30-028AAA	\$385
DW94 Solid Lid	Lid Lock (2 required for DW94)	00C30-030AAA	\$385
DW49 Glass Lid	Lid Lock	00C30-076A	\$385
DW64 Glass Lid	Lid Lock	00C30-075A	\$385
DW79 Glass Lid	Lid Lock	00C30-074A	\$385
DW94 Glass Lid	Lid Lock	00C30-077A	\$385
CT96	Door Lock	61C11S043A	\$105
CR5	Door Lock	61C11-040A	\$385
CRD Series	Door Lock	61C11-041A	\$385

## OVERSHELF



Single Overshelf

CATEGORY	DESCRIPTION	PART NUMBER	LIST PRICE
SPE27	10" Single	00C23S026A	\$500
SPE36-08	10" Single	00C23-074A-11	\$550
SPE36-10	10" Single	00C23-074A-12	\$550
SPE48	10" Single	00C23-027A	\$580
SPE60	10" Single	00C23-028A	\$805
SPE72	10" Single	00C23-029A	\$930
SPE27	10" Double	00C23-030A	\$930
SPE36-08	10" Double	00C23-075A-08	\$750
SPE36-10	10" Double	00C23-075A-09	\$750
SPE48	10" Double	00C23-031A	\$965
SPE60	10" Double	00C23-032A	\$1,200
SPE72	10" Double	00C23-033A	\$2,000
<b>MEGA TOP SINGLE OVERSHELF</b>			
SPE27-12M	Single	00C23-074A-01	\$535
SPE27-12M-B-DS	Single / For Dual-Sided	00C23-104D	\$1,100
SPE36-12M	Single	00C23-074A-10	\$550
SPE36-15M	Single	00C23-074A-12	\$550
SPE48/60/72-12M	Single	00C23-074A-02	\$600
SPE48-18M	Single	00C23-074A-03	\$635
SPE48-18M-DS	Single / For Dual-Sided	00C23-105D	\$1,165
SPE60-18M	Single	00C23-074A-04	\$805
SPE60-24M	Single	00C23-074A-05	\$805
SPE60-24M-DS	Single / For Dual-Sided	00C23-106D	\$1,280
SPE72-18M	Single	00C23-074A-06	\$930
SPE72-24M	Single	00C23-074A-07	\$930
SPE72-30M	Single	00C23-074A-08	\$930
SPE72-30M-DS	Single / For Dual-Sided	00C23-093A	\$1,340
<b>MEGA TOP DOUBLE OVERSHELF</b>			
SPE27-12M	Double	00C23-030A	\$930
SPE27-12M-B	Double	00C23-074A-09	\$535
SPE27-12M-B-DS	Double / For Dual-Sided	00C23-107D-01	\$1,575
SPE36-12M	Double	00C23-075A-10	\$755
SPE36-15M	Double	00C23-075A-09	\$750
SPE48-12M	Double	00C23-075A-01	\$930
SPE48-18M-DS	Double / For Dual-Sided	00C23-107D-02	\$1,630
SPE60-12M	Double	00C23-075A-01	\$930
SPE72-12M	Double	00C23-075A-01	\$930
SPE48-18M	Double	00C23-075A-02	\$965



## OVERSHELF (continued)



*Tubular Dual-Sided  
Custom Overshelf Shown*

CATEGORY	DESCRIPTION	PART NUMBER	LIST PRICE
SPE60-18M	Double	00C23-075A-03	\$965
SPE72-18M	Double	00C23-031A	\$965
SPE60-24M	Double	00C23-075A-04	\$1,200
SPE60-24M-DS	Double / For Dual-Sided	00C23-107D-03	\$1,750
SPE72-24M	Double	00C23-032A	\$1,200
SPE72-30M	Double	00C23-075A-05	\$1,465
SPE72-30M-DS	Double / For Dual-Sided	00C23-107D-04	\$1,865
<b>DELI PREP</b>			
DP46	Single - 14" Deep	00C23-044A	\$840
DP67	Single - 14" Deep	00C23-045A	\$1,000
DP93	Single - 14" Deep	00C23-046A	\$1,235
DP119	Single - 14" Deep	00C23-047A	\$1,540
DP46	Double - 14" Deep	00C23-119D-01	\$1,600
DP67	Double - 14" Deep	00C23-116D-01	\$2,000
DP93	Double - 14" Deep	00C23-120D-00	\$2,200
DP119	Double - 14" Deep	00C23-121D-00	\$2,675
<b>OVERSHELF KITS WITH SIDE GUARDS</b>			
SPE36-15M-STL	Single - 14" Deep	00C23-110D	\$2,830
SPE48-18M-STL	Single - 14" Deep	00C23-094D	\$2,520
SPE60-24M-STL	Single - 14" Deep	00C23-095D	\$2,900
SPE72-30M-STL	Single - 14" Deep	00C23-096D	\$3,150
<b>OVERSHELF WITH SIDE GUARDS AND LED LIGHTING</b>			
SPE36M-STL	Single - 14" Deep	00C23-122D-00	\$3,300
SPE48-18M-STL	Single - 14" Deep	00C23-113D-01	\$3,500
SPE60-24M-STL	Single - 14" Deep	00C23-113D-02	\$3,800
SPE72-30M-STL	Single - 14" Deep	00C23-113D-03	\$4,100
<b>TUBULAR OVERSHELVES</b>			
SPE27	Double - 10" Deep	00C23-123D-00	\$1,200
SPE36	Double - 10" Deep	00C23-124D-00	\$1,300
SPE48	Double - 10" Deep	00C23-125D-00	\$1,425
SPE60	Double - 10" Deep	00C23-126D-00	\$1,500
SPE72	Double - 10" Deep	00C23-127D-00	\$1,700
<b>MEGA TOP MODELS</b>			
SPE27-M	Double - 18" Deep	00C23-128D-00	\$1,600
SPE36-M	Double - 18" Deep	00C23-129D-00	\$1,700
SPE48-M	Double - 18" Deep	00C23-130D-00	\$1,850
SPE60-M	Double - 18" Deep	00C23-131D-00	\$1,900
SPE72-M	Double - 18" Deep	00C23-132D-00	\$2,150


*For pricing on overshelves for Dual-Sided Prep Tables, please contact factory. Overshelves can be ordered as pass thru – specify at time of order for ledge to be turned down. Overshelves available for Worktops and undercounters to contact factory.*



# ACCESSORIES

## FOOT PEDAL DOOR OPENER

CATEGORY	DESCRIPTION	PART NUMBER	LIST PRICE
Foot Pedal Door Opener	Stainless steel foot pedal & bracket	00C23-115D-01	\$150
Foot Pedal, door opener, for all bar equipment, sandwich preps, worktops, & undercounters, stainless steel			



Tray Slide Module

## TRAY SLIDE KITS

KITS	SERIES	PART NUMBER	MAXIMUM PER SECTION	LIST PRICE
<b>EPOXY COATED TRAY SLIDE MODULE</b>				
	E/H/P Series	403-894D	Up to 4	\$335

### KIT #1 STAINLESS STEEL RIM SUPPORT TRAY SLIDE

(NOT APPLICABLE FOR HBR/HBF MODELS)

#### 13 SETS PER 1/2 SECTION

H Series - 1 Door Unit	61C08-032A-01	2	\$1420
H Series - 2 Door Unit	61C08-032A-02	2	\$1420
H Series - 3 Door L/R	61C08-032A-02	2	\$1420
H Series - 3 Door Center	61C08-032A-03	2	\$1420
E & P Series	61C08-029A	2	\$1420

### KIT #2 STAINLESS STEEL BOTTOM MOUNT ANGLE TRAY SLIDE

(NOT APPLICABLE FOR HBR/HBF MODELS)

#### 13 SETS PER 1/2 SECTION

H Series - 1 Door Unit	61C08-033A-01	2	\$1,250
H Series - 2 Door Unit	61C08-033A-02	2	\$1,250
H Series - 3 Door L/R	61C08-033A-02	2	\$1,250
H Series - 3 Door Center	61C08-033A-03	2	\$1,250
E & P Series	61C08-030A	2	\$1,250

### KIT #3 STAINLESS STEEL UNIVERSAL TRAY SLIDE

(NOT APPLICABLE FOR HBR/HBF MODELS)

#### 8 SETS PER 1/2 SECTION

H Series - 1 Door Unit	61C08-034A-01	2	\$1,450
H Series - 2 Door Unit	61C08-034A-02	2	\$1,450
H Series - 3 Door L/R	61C08-034A-02	2	\$1,450
H Series - 3 Door Center	61C08-034A-03	2	\$1,450
RB/FB/HBR/F23	61C08-038A-02	2	\$1,450
RB/FB/HBR/F49	61C08-038A-01	2	\$1,450
E & P Series	61C08-031A	2	\$1,450
HP Warming Cabinets - 1 Door Unit	61C08-037A-01	12	\$70
HP Warming Cabinets - 2 Door Unit	61C08-037A-02	12	\$115

### KIT #4 EPOXY COATED WIRE ROD TRAY SLIDE

(NOT APPLICABLE FOR HBR/HBF MODELS)

#### 19 SETS PER 1/2 SECTION

H Series - 1 Door Unit	61C31-251A-01	2	\$395
H Series - 2 Door Unit	61C31-251A-02	2	\$395
H Series - 3 Door	61C31-251A-03	2	\$395
E & P Series	61C31-053A	2	\$395

**NOTE:** HP - Warming Cabinets (12) pairs accommodate (1) full section at 4" O.C. (1/2 section we recommend 5 pairs at 4" O.C.). Sold in individual pairs only.

**NOTE:** When ordering Tray Slide Kits please indicate:

**A)** Model # **B)** Kit # **C)** Door Section (Left/Right/Center) **D)** If ordering 1/2 section only - indicate top half/bottom half.  
Tray slide kits available for DP/UC/WT models. Please contact factory.




Kit #1



Kit #2



Kit #3



Kit #4



Bun Tray Rack  
29" Depth Models

### FREE-STANDING BUN TRAY RACKS (SPE, UCR, WTR ONLY)

CATEGORY	DESCRIPTION	PART NUMBER	LIST PRICE
DP & 32" Deep Models	Bun Tray Rack	403-431D	\$600
SPE & 29" Deep Models	Bun Tray Rack	403-432D	\$600
SPE60/72	Bun Tray Rack	403-634D	\$600

### GARNISH RACKS (SPE & DP ONLY)

CATEGORY	DESCRIPTION	PART NUMBER	LIST PRICE
Garnish Rack	Full Pan	403-460C	\$235
Garnish Rack	Half Pan	403-466C	\$160

### CRUMB CATCHER



Crumb Catcher

CATEGORY	DESCRIPTION	PART NUMBER	LIST PRICE
SPE27A/SPE27B/SPE27MA/SPE27MB	Crumbcatcher Kit	00C23-071A-01	\$465
SPE36/36M	Crumbcatcher Kit	00C23-071A-09	\$485
SPE48/48M	Crumbcatcher Kit	00C23-071A-02	\$500
SPE60/60M	Crumbcatcher Kit	00C23-071A-03	\$535
SPE72/72M	Crumbcatcher Kit	00C23-071A-04	\$570
SPE27C	Crumbcatcher Kit	00C23-071A-05	\$535
SPE36C	Crumbcatcher Kit	00C23-071A-10	\$555
SPE48C	Crumbcatcher Kit	00C23-071A-06	\$565
SPE60C	Crumbcatcher Kit	00C23-071A-07	\$500
SPE72C	Crumbcatcher Kit	00C23-071A-08	\$615
SPE Series	Side Crumbcatcher Kit	00C23-072A	\$380

Includes brackets. No drilling required (used with standard cutting board).

### TRAY SLIDES / PAN INSERT

CATEGORY	DESCRIPTION	PART NUMBER	LIST PRICE
SPE60	Tray Slide	403-963D	\$1,600
SPE72	Tray Slide	403-968D	\$1,850
SPE27A	Pan Insert	00B23-032D-01	\$600
SPE27B	Pan Insert	00B32-033D-01	\$200

Top insert to cover pans to transform into work surface (no cutouts), SPE27-A. Top insert to cover pans to transform into work surface (no cutouts), SPE27-B.

# ACCESSORIES

## ADJUSTABLE DRAWER KIT

KITS	PART NUMBER	LIST PRICE
<b>KIT INCLUDES:</b> (ADJUSTABLE DRAWER KIT, INCLUDES (1) DRAWER, (1) GRAY SHELF, DRAWER/SHELF MOUNTING CLIPS, ANTI-TIPPING CLIPS, AND (1) DRAWER COVER FOR ALL HORIZON SERIES REACH-INS SPECIFY MODEL AT TIME OF ORDER		
	61C08-039D-01	\$975

## STAINLESS STEEL BREAKERS

CATEGORY	DESCRIPTION	PART NUMBER	LIST PRICE
H & P Series	S/S Breakers Half Door	61C08-019A	\$125
H & P Series	S/S Breakers Full Door	61C08-020A	\$160

## STAINLESS STEEL MODIFICATIONS



GF Series - Complete  
Stainless Steel Exterior

CATEGORY	DESCRIPTION	PART NUMBER	LIST PRICE
GF24L	S/S Front Only	n/a	\$732
GF24L, BM23	S/S Interior	n/a	\$1,188
GF34L	S/S Front Only	n/a	\$784
GF34L	S/S Interior	n/a	\$1,219
GF48L	S/S Front Only	n/a	\$848
GF48L	S/S Interior	n/a	\$1,824
SF34	S/S Front Only	n/a	\$668
SF34	S/S Exterior	n/a	\$791
SF34	S/S Interior	n/a	\$1,230
DW49	S/S Exterior	n/a	\$1,188
DW49	S/S Interior	n/a	\$1,315
DW64	S/S Exterior	n/a	\$1,336
DW64	S/S Interior	n/a	\$1,463
DW79	S/S Exterior	n/a	\$1,702
DW79	S/S Interior	n/a	\$1,824
DW94	S/S Exterior	n/a	\$1,945
DW94	S/S Interior	n/a	\$2,067
BB36/48/48G, DD36/48	S/S Front Only	n/a	\$912
BB24/36/48/48G, DD24/36/48	S/S Interior	n/a	\$2,067
DD50/50C	S/S Exterior	n/a	\$1,887
DD50/50C	S/S Interior	n/a	\$2,067
BB58/58G, DD58/58C	S/S Exterior	n/a	\$1,887
BB58/58G, DD58/58C	S/S Interior	n/a	\$2,067
BB68/68G, DD68	S/S Exterior	n/a	\$2,067
BB68/68G, DD68	S/S Interior	n/a	\$2,184
BB72/72G	S/S Front Only	n/a	\$1,336
BB72/72G	S/S Interior	n/a	\$2,184
BB78/78E/78R/78G	S/S Exterior	n/a	\$2,248
BB78/78E/78R/78G	S/S Interior	n/a	\$2,428
BB94/94G, DD94	S/S Exterior	n/a	\$2,428
BB94/94G, DD94	S/S Interior	n/a	\$2,799
SPE/WT/UC/DP	S/S Back & Grill	n/a	\$500 per section



BackBar - Complete  
Stainless Steel Exterior

Lead times and prices on alternative finishes may vary. Please contact factory.



2 Tap Tower



Double Faucet Adapter


Bottle Cap Opener  
& Cap Catcher



## BEER EQUIPMENT ACCESSORIES

CATEGORY	DESCRIPTION	PART NUMBER	LIST PRICE
Hole cover for cut out on DD units		00C10-006A	\$70
1 Tap 3" OD Beer Faucet		406-053A	\$570
1 Tap 2 1/2" OD Beer Faucet		406-004A--	\$583
2 Tap 3" OD Beer Faucet		406-054A	\$600
3 Tap 3" OD Beer Faucet	Handles not included	406-055A	\$1,450
4 Tap 3" OD Beer Faucet		406-064A	\$1,800
5 Tap 3" OD Beer Faucet		406-075A	\$2,250
1 Tap 3" OD Wine Faucet		406-060A	\$795
1 Tap 2 1/2" OD Wine Faucet		406-065A	\$815
2 Tap 3" OD Wine Faucet		406-061A	\$815
3 Tap 3" OD Wine Faucet		406-062A	\$1,600
4 Tap 3" OD Wine Faucet		406-063A	\$2,100
Single Faucet Adapter	Faucets & handles not included	406-056A	\$260
Double Faucet Adapter	Faucets & handles not included	406-057A	\$315
2 Way Manifold		402-188A	\$155
3 Way Manifold		402-189A	\$175
4 Way Manifold		402-226A	\$295
Extra Wire Divider Step - DW Series	Does not include spring accessory #401-090AAB. 1 per divider required. Order separately.	403-114D	\$70
Extra Wire Divider Adjustable - DW Series	Does not include spring accessory #401-090AAB. 1 per divider required. Order separately.	403-113D	\$95
Wire Divider Spring	Spring for DW Series Wire Divider (1 per divider required)	401-090AAB	\$1
Cap Catcher (black) DW and SF		09B30S025C	\$125
Draft Arm Faucet Lock (slide on)	Draft Arm Faucet Lock fits standard beer faucets	401-909A	\$230
Turbo Tap		406-072A	\$850
Turbo Tap Riser		406-074A	\$450
Glass Rinser	(ordered with new units only)	406-067A	\$250

## MILK COOLER ACCESSORIES



Milk Cooler  
Wrap Around Bumpers



Milk Cooler Corner Bumpers

CATEGORY	DESCRIPTION	PART NUMBER	LIST PRICE
SM/ST34	Wrap Around Bumpers	00C01-004A--	\$725
SM/ST49	Wrap Around Bumpers	00C01-005A--	\$750
SM/ST58	Wrap Around Bumpers	00C01-006A--	\$980
SMF34	Wrap Around Bumpers	00C01-009A	\$725
SMF49	Wrap Around Bumpers	00C01-010A	\$725
SMF58	Wrap Around Bumpers	00C01-011A	\$760
All Milk Coolers	Corner Bumpers	703-868A	\$58
Corner Bumper Kit (set of 4)	Corner Bumpers	00C01-012A-01	\$188

Bumpers require field tapping and installation.

## SYRUP RAILS AND ACCESSORIES



Nine Jar Syrup Rail

CATEGORY	DESCRIPTION	PART NUMBER	LIST PRICE
All MS Series Units	Nine Jar Syrup Rail	00C08-020A--	\$525
All MS Series Units	Six Jar Syrup Rail	00C08-021A--	\$475
All MS Series Units	Three Jar Syrup Rail	00C08-022A--	\$340
All MS Series Units	Syrup Pump	403Y020A--	\$400
All MS Series Units	Chocolate Pump	403-022A--	\$535
All MS Series Units	Jar Syrup or Chocolate 3 1/2 qt.	403-017A	\$130
All MS Series Units	Jar Crushed Fruit 2 1/2 qt.	403-015A	\$130
All MS Series Units	Fruit Jar Lid	403-016A	\$200
All MS Series Units	Standard Inserts include (6) 40 oz. jars/ladel covers	00C41-001A--	\$805
All MS Series Units	Crushed Fruit 40 oz. jars	403Y019A--	\$70
All MS Series Units	Ladle Cover Assembly	00B09S063A	\$90

# ACCESSORIES

## CUTTING BOARDS

CATEGORY	DESCRIPTION	PART NUMBER	LIST PRICE
<b>SPE WHITE POLY CUTTING BOARDS</b>			
SPE27/27-12M, SPED27	10" Cutting Board	705-290C-01	\$105
SPE36/SPE36 MEGA/SPED36	10" Cutting Board	705-290C-05	\$105
SPE48/48M, SPED48	10" Cutting Board	705-290C-02	\$120
SPE60/60M, SPED60	10" Cutting Board	705-290C-03	\$135
SPE72/72M, SPED72	10" Cutting Board	705-290C-04	\$145
SPE27C, SPED27C	17" Cutting Board	705-264C	\$135
SPE36C/SPED36C	17" Cutting Board	705-414D-01	\$145
SPE48C, SPED48C	17" Cutting Board	705-265C	\$150
SPE60C, SPED60C	17" Cutting Board	705-266C	\$200
SPE72C, SPED72C	17" Cutting Board	705-267C	\$225
<b>DP WHITE POLY CUTTING BOARDS (1/2" THICK)</b>			
DP46	19" Cutting Board	705-307C-01	\$210
DP67	19" Cutting Board	705-286B	\$305
DP93	19" Cutting Board	705-287B	\$390
DP119	19" Cutting Board	705-288B	\$583
<b>UC WHITE POLY CUTTING BOARDS (1/2" THICK)</b>			
UCR27A/UCF27A	29" Cutting Board	705-397D-09	\$275
UCR36A/UCF36A	29" Cutting Board	705-397D-20	\$295
UCR48A/UCF48A	29" Cutting Board	705-397D-10	\$350
UCR60A/UCF60A	29" Cutting Board	705-397D-11	\$420
UCR72A	29" Cutting Board	705-397D-12	\$500
All Units	Set of (2) Brackets Required	00C23-076A-01	\$165
<b>WT WHITE POLY CUTTING BOARDS (1/2" THICK)</b>			
WTR27A/WTF27A	29" Cutting Board	705-397D-05	\$250
WTR36A/WTF36A	29" Cutting Board	705-397D-19	\$295
WTR48A/WTF48A	29" Cutting Board	705-397D-06	\$335
WTR60A/WTF60A	29" Cutting Board	705-397D-07	\$415
WTR72A	29" Cutting Board	705-397D-08	\$490
<b>SPE COMPOSITE CUTTING BOARDS (1/2" THICK)</b>			
SPE27M	10" Composite Cutting Board	705-392D-06	\$405
SPE27C	17" Composite Cutting Board	705-392D-07	\$450
SPE36A	10" Composite Cutting Board	705-392D-15	\$450
SPE36A	17" Composite Cutting Board	705-392D-16	\$475
SPE48	10" Composite Cutting Board	705-392D-04	\$450
SPE48	12" Composite Cutting Board	705-378B-01	\$450
SPE48C	15" Composite Cutting Board	705-392D-01	\$650
SPE48C	17" Composite Cutting Board	705-392D-08	\$675
SPE60	10" Composite Cutting Board	705-392D-05	\$450
SPE60C	15" Composite Cutting Board	705-392D-02	\$975
SPE60C	17" Composite Cutting Board	705-392D-09	\$1,000
SPE72	10" Composite Cutting Board	705-378B-02	\$550
SPE72C	17" Composite Cutting Board	705-392D-10	\$1,050

DP Series Cutting Board

SPE Cutting Board





## CUTTING BOARDS (continued)



Composite Cutting Board



CATEGORY	DESCRIPTION	PART NUMBER	LIST PRICE
<b>DP COMPOSITE CUTTING BOARDS (1/2" THICK)</b>			
DP46	19" X 46" Composite Cutting Board	705-392D-11	\$650
DP67	19" X 67" Composite Cutting Board	705-392D-12	\$975
DP93	19" X 93" Composite Cutting Board	705-392D-13	\$1,350
DP119	19" X 119" Composite Cutting Board	705-392D-14	\$1,650
<b>UCR COMPOSITE CUTTING BOARDS (1/2" THICK)</b>			
UCR27A/UCF27A	Composite Cutting Board	705-397D-13	\$625
UCR36A/UCF36A	Composite Cutting Board	705-397D-21	\$750
UCR48A/UCF48A	Composite Cutting Board	705-397D-14	\$1,000
UCR60A/UCF60A	Composite Cutting Board	705-397D-15	\$1,250
UCR72A	Composite Cutting Board	705-397D-16	\$1,600
All Units	Set of (2) Brackets Required	00C23-076A-01	\$225
<b>WTR COMPOSITE CUTTING BOARDS (1/2" THICK)</b>			
WTR27A/WTF27A	Composite Cutting Board	705-397D-03	\$600
WTR36A/WTF36A	Composite Cutting Board	705-397D-17	\$1,000
WTR41	Composite Cutting Board	705-397D-18	\$1,000
WTR48A/WTF48A	Composite Cutting Board	705-397D-02	\$1,000
WTR60A/WTF60A	Composite Cutting Board	705-397D-04	\$1,250
WTR72A	Composite Cutting Board	705-397D-01	\$1,500

# ACCESSORIES

## SANDWICH PREP NIGHT COVER ACCESSORY



P/N: STANDARD PREP (NON MEGA)	DESCRIPTION	LIST PRICE
00C32-013A-01	6 pan cover	\$1,600
00C32-013A-02	8 pan cover	\$315
00C32-013A-06	8 pan cover - SPE36-08	\$315
00C32-013A-03	10 pan cover	\$315
00C32-013A-07	10 pan cover - SPE36-10	\$315
00C32-013A-04	12 pan cover	\$315
00C32-013A-05	16 pan cover	\$350
00C32-014A-01	12 pan cover	\$425
00C32-014A-04	15 pan cover - SPE36-15m	\$350
00C32-014A-02	18 pan cover	\$350



STANDARD MODEL CONF.	COVERS REQUIRED	P/N'S REQUIRED PER UNIT
SPE27A	1	00C32-013A-02
SPE27B	1	00C32-013A-02
SPE36-08	1	00C32-013A-06
SPE36-10	1	00C32-013A-07
SPE48-08	1	00C32-013A-02
SPE48-10	1	00C32-013A-03
SPE48-12	1	00C32-013A-04
SPE60-08	1	00C32-013A-02
SPE60-10	1	00C32-013A-03
SPE60-12	1	00C32-013A-04
SPE60-16	1	00C32-013A-05
SPE72-08	1	00C32-013A-02
SPE72-10	1	00C32-013A-03

STANDARD MODEL CONF.	COVERS REQUIRED	P/N'S REQUIRED PER UNIT
SPE72-12	1	00C32-013A-04
SPE72-18	2	00C32-013A-04 & 00C32-013A-01

P/N: MEGA TOP MODELS	DESCRIPTION	LIST PRICE
00C32-014A-01	12 pan cover	\$350
00C32-014A-04	15 pan cover	\$350
00C32-014A-02	18 pan cover	\$375

MEGA TOP MODELS	COVERS REQUIRED	P/N'S REQUIRED PER UNIT
SPE27-12M-A	1	00C32-014A-01
SPE27-12M-B	1	00C32-014A-01
SPE48-12M	1	00C32-014A-01
SPE36-12M	1	00C32-014A-01
SPE36-15M	1	00C32-014A-04
SPE48-18M	1	00C32-014A-02
SPE60-12M	1	00C32-014A-01
SPE60-18M	1	00C32-014A-02
SPE60-24M	2	(2) 00C32-014A-01
SPE72-12M	1	00C32-014A-01
SPE72-18M	1	00C32-014A-02
SPE72-24M	2	(2) 00C32-014A-01
SPE72-30M	2	00C32-014A-01 & 00C32-014A-02

PLEASE NOTE: Night covers are only sold as an accessory. All models will ship with the standard hood assembly. Customers are to use at their discretion.



## MISCELLANEOUS (continued)



Stacking Collar  
Shallow Depth



Ring Tub



Dial Thermometer

CATEGORY	DESCRIPTION	PART NUMBER	LIST PRICE
<b>THERMOMETERS</b>			
Digital Thermometer	Reach-In's	62B03S003B	\$375
Digital Thermometer	DD, SPE, WT, UC	402-249A	\$150
Dial Thermometer		402-232B	\$47
<b>WINE TEMP CONTROL</b>			
Wine Temp Control	LV Series	502-091A	\$175
<b>AUDIBLE ALARM</b>			
MMR Series	Specified at time of ordering new MMR unit	502-431D-04	\$350
MMR Series	Ordered for previously shipped unit	502-431D-04	\$350
MMF Series	Specified at time of ordering new MMF unit	502-431D-05	\$350
MMF Series	Ordered for previously shipped unit	502-431D-05	\$350
<b>FIELD REVERSIBLE HINGE BRACKETS (Single Door Units Only)</b>			
LV10/12/27	Left Hand Top Hinge	401-843D-01	\$35
LV10/12/27	Left Hand Bottom Hinge	401-842D-02	\$35
<b>LOCKING DIVIDER BARS</b>			
SPE27A and SPE27-A Cutting Tops	Locking Divider Bars	28D40-065C-04	\$27
SPE Standard and Cutting Tops	Locking Divider Bars	28D40-067C-04	\$27
SPE27-SNZ	Locking Divider Bars	28D40-074D-04	\$27
SPE27B and SPE27-B Cutting Tops	Locking Divider Bars	28D40-079D-04	\$27
SPE Mega Tops	Locking Divider Bars	28D40-066C-04	\$27
<b>LOCKING DIVIDER BARS</b>			
DP46/67/119	Locking Divider Bars	28D40-054B-05	\$27
DP93	Locking Divider Bars	28D40-055B-05	\$27
<b>CROSS BAR PAN SUPPORT</b>			
SPE Series	12" Cross Bars	28D40-081D-04	\$35
<b>STACKING COLLAR (24" Depth Only)</b>			
29" Depth	Stacking Collar New Units	00C32-012A	\$490
Shallow Depth UCR/UCF20	Stacking Collar	00C32-015A-01	\$290
Shallow Depth UCR/UCF27	Stacking Collar	00C32-004A	\$490
<b>SECURITY CAGES</b>			
VM7	Locking Cage w/Lock	103304002-ASM	\$1,870
VM12	Locking Cage w/Lock	103304001-ASM	\$2,015
VM15	Locking Cage w/Lock	103304003-ASM	\$2,100
VM18	Locking Cage w/Lock	103304000-ASM	\$2,450
<b>STANDS</b>			
CT96Y, 96	Tall Stand 23.44"H w/Casters	00C27-031D-02	\$800
CT96Y, 96	Short Stand 9.61"H w/Casters	00C27-031D-01	\$465
<b>NOVELTY CASES</b>			

## GASKET GUARDS

CATEGORY	DESCRIPTION	PART NUMBER	LIST PRICE
<b>GASKET GUARDS</b>			
Gasket Guard	WTRCS36	28D31-029D-05	\$40
Gasket Guard	WTRCS60	23D31-028D-05	\$40
Gasket Guard	WTRCS72	28D31-029D-05	\$40

# ACCESSORIES

## GLASS DOORS (Not available on all models. Contact factory.)

CATEGORY	DESCRIPTION	PART NUMBER	LIST PRICE
Undercounter 29" Base Refrigerators	Glass Door(s)	n/a	\$900 (per door)
Undercounter Shallow Depth Refrigerators	Glass Door(s)	n/a	\$900 (per door)
Worktop 29" Base Refrigerators	Glass Door(s)	n/a	\$900 (per door)

## PRICE TAG MOLDINGS

CATEGORY	DESCRIPTION	PART NUMBER	LIST PRICE
LV23, 45/49, 66/72	Price Tag Molding (per shelf)	61A32-082D-01	\$12
LV27	Price Tag Molding (per shelf)	61A32-090D-02	\$12
MMR/F23, 49, 72	Price Tag Molding (per shelf)	61A32-082D-01	\$12
MMR/F27	Price Tag Molding (per shelf)	61A32-090D-02	\$12

## GRAPHICS

CATEGORY	DESCRIPTION	PART NUMBER	LIST PRICE
<b>GRID SIGN</b>			
LV23, MMR23/MMF23	Brushed sign 26-3/8" x 8.5"	409-505B-01	\$77
LV27, MMR27/MMF27	Brushed sign 29 1/8" x 8.5"	409-505B-02	\$100
LV38	Brushed sign 42 5/8" x 8.5"	409-505B-03	\$135
LV44, MMR44/MMF44	Brushed sign 46.13" W x 8.5"	409-505B-04	
LV45/49, MMR/MMF49	Brushed sign 51 1/8" x 8.5"	409-505B-05	\$135
LV66/72, MMR/MMF72	Brushed sign 74 1/4" x 8.5"	409-505B-06	\$165
<b>BLACK SIGN</b>			
LV23, MMR23/MMF23	Flat Black Sign	409-488B-01	\$85
LV27, MMR/MMF27	Flat Black Sign	409-488B-02	\$100
LV38	Flat Black Sign	409-488B-04	\$135
LV45/LV49, MMR/MMF49	Flat Black Sign	409-488B-05	\$135
LV66/LV72, MMR/MMF72	Flat Black Sign	409-488B-06	\$160
<b>WHITE SIGN</b>			
LV10/12	Flat White Door Decal	807-749C-011	\$85
LV23, MMR23/MMF23	Flat White Sign	409-418C-053	\$85
LV27, MMR/MMF27	Flat White Sign	409-419C-140	\$100
LV38	Flat White Sign	409-421C-070	\$135
LV45/49, MMR/MMF49	Flat White Sign	409-422C-109	\$135
LV66/72, MMR/MMF72	Flat White Sign	409-423C-061	\$160
<b>SELF-SERVE</b>			
LV10/12	Self-Serve Door Decal	807-749C-148	\$135
LV23, MMR23/MMF23	Self-Serve Sign	409-418C-054	\$160
LV27, MMR/MMF27	Self-Serve Sign	409-419C-141	\$160
LV38	Self-Serve Sign	409-421C-071	\$200
LV45/LV49, MMR/MMF49/MMRF49	Self-Serve Sign	409-422C-110	\$200
LV66/72, MMR/MMF72/MMRF72	Self-Serve Sign	409-423C-062	\$235

## SELF SERVE



## GRAPHICS (continued)

	CATEGORY	DESCRIPTION	PART NUMBER	LIST PRICE
	<b>COLD DRINKS</b>			
	LV10/LV12	Cold Drinks Door Decal	807-749C-149	\$135
	LV23, MMR23	Cold Drinks Sign	409-418C-055	\$160
	LV27, MMR27	Cold Drinks Sign	409-419C-142	\$160
	LV38	Cold Drinks Sign	409-421C-072	\$200
	LV45/LV49, MMR49	Cold Drinks Sign	409-422C-111	\$200
	LV66/LV72, MMR72	Cold Drinks Sign	409-423C-063	\$235
	<b>FRESH FOODS</b>			
	LV10/12	Fresh Foods Door Decal	807-749C-150	\$135
	LV23, MMR23/MMF23	Fresh Foods Sign	409-418C-056	\$165
	LV27, MMR/MMF27	Fresh Foods Sign	409-419C-143	\$165
	LV38	Fresh Foods Sign	409-421C-073	\$200
	LV45/49, MMR/MMF49	Fresh Foods Sign	409-422C-112	\$200
	LV66/72, MMR/MMF72	Fresh Foods Sign	409-423C-064	\$235
	<b>CHILLED WINE (BROWN)</b>			
	LV10/12	Chilled Wine Door Decal - Brown	409-418C-058	\$135
	LV23, MMR23	Chilled Wine Sign - Brown	409-418C-061	\$160
	LV27, MMR27	Chilled Wine Sign - Brown	409-419C-146	\$160
	LV38	Chilled Wine Sign - Brown	409-421C-076	\$200
	LV45/49, MMR49	Chilled Wine Sign - Brown	409-422C-117	\$200
	LV66/LV72, MMR72	Chilled Wine Sign - Brown	409-423C-066	\$235
	<b>CHILLED WINE (SEPIA)</b>			
	LV10/12	Chilled Wine Door Decal - Sepia	409-418C-059	\$135
	LV23, MMR23	Chilled Wine Sign - Sepia	409-418C-062	\$160
	LV27, MMR27	Chilled Wine Sign - Sepia	409-419C-147	\$160
	LV38	Chilled Wine Sign - Sepia	409-421C-077	\$200
	LV45/49, MMR49	Chilled Wine Sign - Sepia	409-422C-118	\$200
	LV66/LV72, MMR72	Chilled Wine Sign - Sepia	409-423C-067	\$235
	<b>CHILLED WINE (CURVED)</b>			
	LV10/12	Chilled Wine Door Decal - Curved	409-418C-060	\$135
	LV23, MMR23	Chilled Wine Sign - Curved	409-418C-063	\$160
	LV27, MMR27	Chilled Wine Sign - Curved	409-419C-148	\$160
	LV38	Chilled Wine Sign - Curved	409-421C-078	\$200
	LV45/49, MMR49	Chilled Wine Sign - Curved	409-422C-119	\$200
	LV66/LV72, MMR72	Chilled Wine Sign - Curved	409-423C-068	\$235
	<b>ICE</b>			
	MMF27-ICE	ICE	409-489C	\$160
	MMF49-ICE	ICE	409-490C	\$200



# ACCESSORIES

## COW SPOTS FOR SCHOOL MILK COOLERS



CATEGORY	DESCRIPTION	PART NUMBER	LIST PRICE
SM34, ST34, SMF34	Base Kit	807-836C	\$500
SM49, ST49, SMF49	1 Base Kit	807-836C	\$500
SM49, ST49, SMF49	Supplemental Kit	807-837C	\$190
SM58, ST58, SMF58	1 Base Kit	807-836C	\$500
SM58, ST58, SMF58	Supplemental Kit	807-837C	\$190
Got Milk® Lid Decal	SMF/SM/ST34	807-839C-001	\$187
Got Milk Lid Decal	SMF/SM/ST49	807-839C-002	\$187
Got Milk Lid Decal	SMF/SM/ST58	807-839C-003	\$187
Got Milk Lid Decal	STF49	807-839C-004	\$187
Got Milk Lid Decal	STF58	807-839C-005	\$187
Got Milk Door Decal	SMF/SM/ST34	807-839C-006	\$187
Got Milk Door Decal	SMF/SM/ST49	807-839C-007	\$187
Got Milk Door Decal	SMF/SM/ST58	807-839C-008	\$187
BZ13	Base Kit	807-838C	\$225
LUMAVUE units	Base Kit	807-836C	\$500
LV10/12	Got Milk Door Decal	807-749C-103	\$145
LV27	Got Milk Sign	409-419C-102	\$450
LV38	Got Milk Sign	409-421C-056	\$450
LV45/49	Got Milk Sign	409-422C-087	\$450
LV66/72	Got Milk Sign	409-423C-054	\$450

## EXPORT CRATING

CATEGORY	DESCRIPTION	PART NUMBER	LIST PRICE
1 Door Units	Export Crating	n/a	\$891
2 Door Units	Export Crating	n/a	\$1,092
3 Door Units	Export Crating	n/a	\$1,378

## SPECIAL DELIVERY SERVICES (at Net Price)

DESCRIPTION	PRICE
Lift Gate Delivery	\$140 per load
PLEASE NOTE: Models measuring 75" and wider require special handling. Standard lift gate is unable to be used. Contact factory.	
Residential Delivery	\$55 per load
<b>INSIDE DELIVERY</b>	
1st Floor, 1st Piece	\$110
1st Floor each additional piece	\$45
2nd Floor, 1st Piece	\$220
2nd Floor each additional piece	\$45
3rd Floor and Higher	Quote Upon Request
Expedited Delivery Service	Quote Upon Request
PLEASE NOTE: Delivery and install available. Quote upon request.	
PLEASE NOTE: Inside Delivery prices above do not include Lift Gate Delivery.	

## 220V/50HZ OR 220/60HZ UPCHARGE

REFRIGERATOR UNITS	LIST PRICE
1 Door	\$375
2 Door	\$550
3 Door or more	\$650
FREEZER UNITS	
1 Door	\$587
2 Door	\$705
3 Door	\$821

# WARRANTY



## SALES TERMS (Warranty valid only in USA and Canada)

### PRICES & SPECIFICATIONS

Beverage-Air reserves the right to change the price and specifications of the equipment only by mutual agreement as to reasonable and proper cancellation charges which shall take into account expenses already incurred and commitment made by seller, and buyer shall indemnify seller against any loss.

### Cancellation

Buyer may cancel its order, reduce quantities, revise specifications, or extend schedules only by mutual agreement as to reasonable and proper cancellation charges which shall take into account expenses already incurred and commitment made by seller, and buyer shall indemnify seller against any loss.

### Freight Class

All Beverage-Air products ship under 100-110 freight classification.

### Customer's Freight Damage Procedure

Before signing the carrier's freight bill the customer should do the following:

#### Visible Damage:

1. Inspect shipment for any damage. If you see damage or feel there may be concealed damage, mark the carrier's copy of the freight bill "damaged".
2. If there is damage to your shipment, action must be taken by you to notify the carrier within 48 hours of receipt. A freight claim must be filed with the carrier and an inspection scheduled by the carrier. It is the duty of the carrier to give you a written report upon notification. (VISIBLE AND CONCEALED).
3. For visible damage do not accept delivery unless the condition is noted on your copy of the freight bill and signed by the driver.

#### Concealed Damage:

4. If the damage is concealed, notify the carrier within 48 hours by phone and in writing. Ask them to send their agent to complete an inspection report. Retain all cartons and merchandise for inspection. It is critical that the customer take the above actions.

### Return Of Product

**EQUIPMENT** - Prior Authorization must be granted by Beverage-Air before equipment can be returned for credit. Returns will only be authorized within 90 days of invoice date. Return authorizations are valid for 60 days. Equipment approved for return is subject to a 25% restocking charge. Returned equipment must be shipped freight pre-paid, packed in original carton, and received in good condition.

**PARTS** - Prior Authorization must be granted by Beverage-Air before parts can be returned for credit. Returns will only be authorized within 30 days of invoice date. Return authorizations are valid for 60 days. Parts approved for return are subject to a 25% restocking charge. Returned parts must be shipped freight prepaid, in the original packaging, and received in good condition.

**THREE (3) YEAR PARTS AND LABOR WARRANTY (CF/CT MODELS CARRY ONE (1) YEAR PARTS AND LABOR WARRANTY LIMITED TO FIFTEEN (15) MONTHS FROM DATE OF SHIPMENT):** Beverage-Air Corporation warrants to the original purchaser of Beverage-Air branded equipment, including all parts thereof, that such equipment is free from defects in material and workmanship, under normal use, proper maintenance and service as indicated by Beverage-Air installation and operation instructions, for a period of three (3) years from the date of installation, or thirty-nine (39) months from the date of shipment from the manufacturer, whichever is earlier. Normal wear type parts, such as light bulbs/lamps and gaskets are not covered by this warranty. For the purpose of this warranty, the original purchaser shall be deemed to mean the individual or company for whom the product was originally installed.

Our obligation under this warranty shall be limited to repairing or replacing, including labor, any part of such product, which proves thus defective. Beverage Air reserves the right to examine any product claimed to be defective. The labor warranty shall be for self-contained units only and for standard straight time, which is defined as normal service rate time, for service performed during normal working hours. Any service requested outside of a servicer's normal working hours will be covered under this

warranty at the normal rate and any additional overtime rate will be the responsibility of the equipment purchaser.

Any part determined to be defective in the product should be returned to the company within thirty (30) days under the terms of this warranty and must be accompanied by a record of the cabinet model, serial number, and identified with a return material authorization number (RMA#) issued by the manufacturer.

Special installation/applications, including remote locations, are limited in coverage by this warranty. Any installation that requires extra work, and/or travel, to gain access to the unit for service is the sole responsibility of the equipment purchaser.

Improper operation resulting from factors, including but not limited to, improper or negligent cleaning and maintenance, low voltage conditions, inadequate wiring, and accidental damage are not manufacturing defects and are strictly the responsibility of the purchaser.

Condenser coils must be cleaned at regular intervals. Failure to do so can cause compressor malfunction and will void warranty. Although cleaning requirements vary in accordance with the operation of various products, Beverage-Air recommends a minimum monthly cleaning.

### ADDITIONAL TWO (2) YEAR COMPRESSOR PART WARRANTY

In addition to the warranty set forth above, Beverage-Air warrants the hermetically/semi-hermetically sealed compressor (part only) for an additional two (2) years beyond the first three (3) year warranty period; not to exceed sixty-three (63) months from the date of shipment from Beverage-Air, provided upon receipt of the compressor, manufacturer examination shows the sealed compressor to be defective. This extended warranty does not cover freight for the replacement compressor or freight for return of the failed compressor. Also, this extended compressor-part only warranty does NOT apply to any electrical controls, condenser, evaporator, fan motors, overload switch, starting relay, capacitors, temperature control, filter/drier, accumulator, refrigeration tubing, wiring harness, labor charges, or supplies which are covered by the standard warranty above.

### NO CLAIMS CAN BE MADE AGAINST THIS WARRANTY FOR SPOILAGE OF PRODUCTS, LOSS OF SALES OR CONSEQUENTIAL DAMAGES.

THE FOREGOING WARRANTIES ARE EXPRESSLY GIVEN IN LIEU OF ALL OTHER WARRANTIES, EXPRESS, IMPLIED, OR STATUTORY, INCLUDING THE IMPLIED WARRANTIES OF MERCHANTABILITY AND FITNESS FOR A PARTICULAR PURPOSE, WHICH ARE HEREBY DISCLAIMED, AND ALL OTHER OBLIGATIONS OR LIABILITIES ON OUR PART, AND WE NEITHER ASSUME, NOR AUTHORIZE ANY OTHER PERSON TO ASSUME FOR US, ANY OBLIGATION OR LIABILITY IN CONNECTION WITH THE SALE OF SAID REFRIGERATION UNITS OR ANY PARTS THEREOF.

This warranty shall not be assignable and shall be honored only in so far as the original purchaser. This warranty does not apply outside the limits of the United States of America and Canada, nor does it apply to any part that has been subject to misuse, neglect, alteration, accident, or to any damage caused by transportation, flood, fire, acts of terrorism, or acts of God.

### LIMITATION OF LIABILITY:

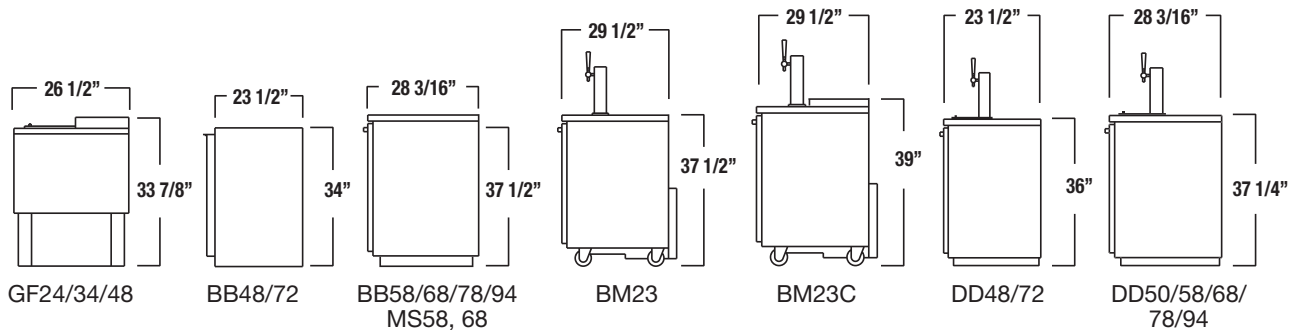
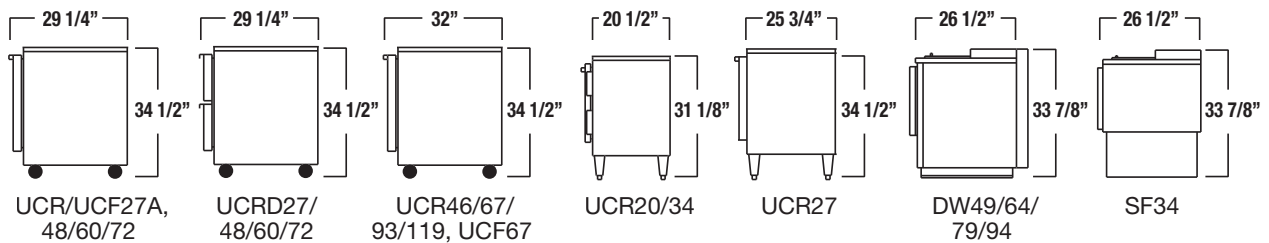
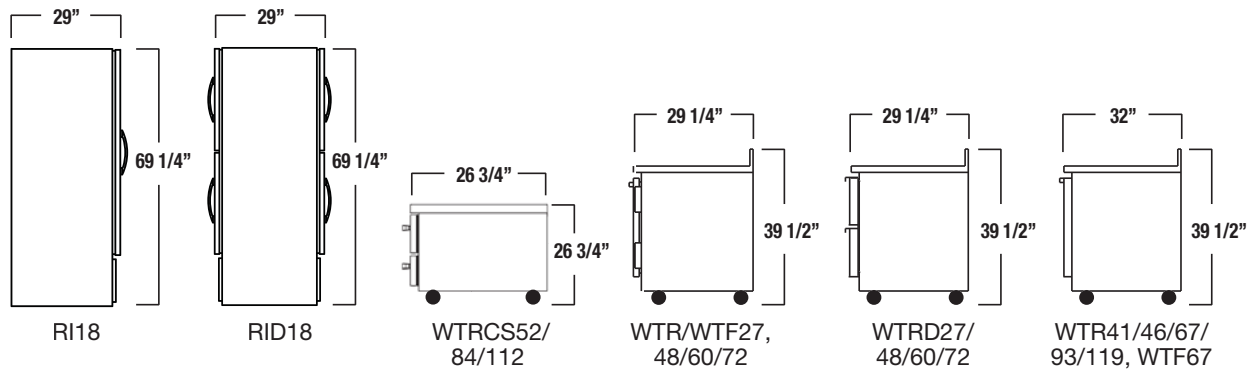
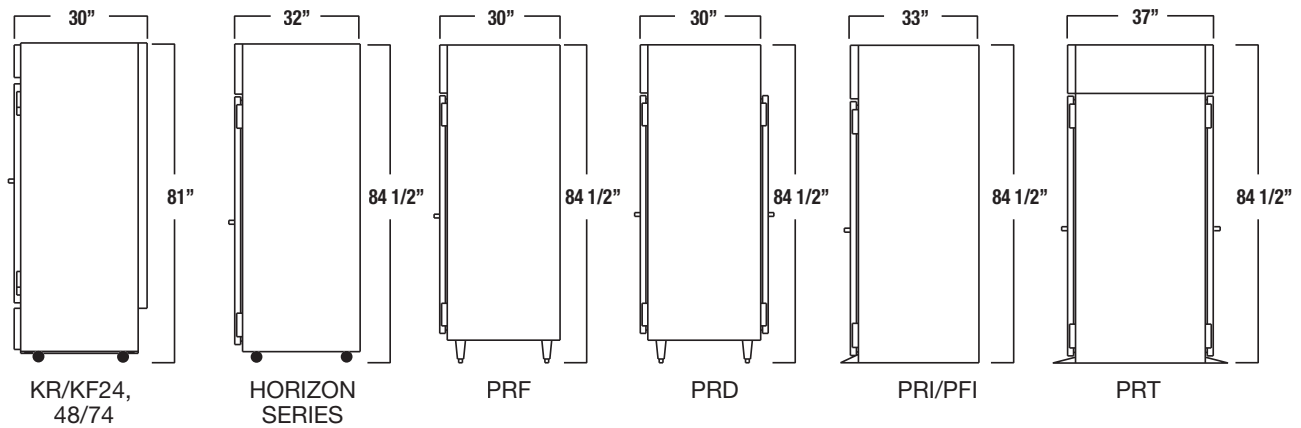
Beverage-Air Corporation or their affiliates shall not be liable for any indirect, incidental, special or consequential damages, or losses of a commercial nature arising out of malfunctioning equipment or its parts or components thereof, as a result of defects in material or workmanship.

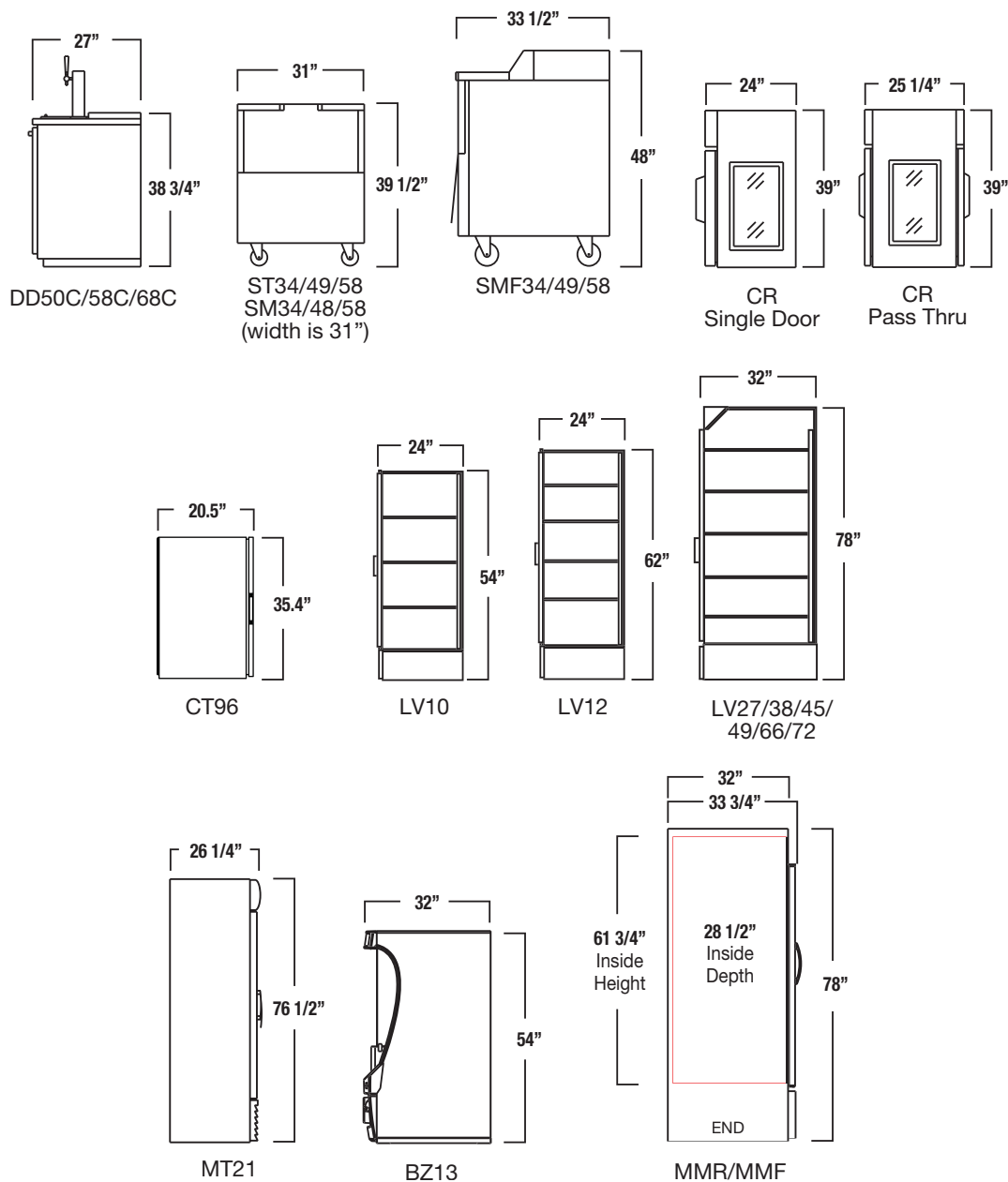
THE ORIGINAL OWNER'S SOLE AND EXCLUSIVE REMEDY AND BEVERAGE-AIR'S SOLE AND EXCLUSIVE LIABILITY SHALL BE LIMITED TO THE REPAIR OR REPLACEMENT OF PARTS OR COMPONENTS CONTAINED IN THE EQUIPMENT IDENTIFIED ABOVE WHICH UNDER NORMAL USE AND SERVICE MALFUNCTION AS A RESULT OF DEFECTS IN MATERIAL OR WORKMANSHIP, SUBJECT TO THE APPLICABLE PROVISIONS AND LIMITATIONS STATED ABOVE.

*Note: Additional Terms and Conditions of sale may apply. Notice: Specifications Subject To Change Without Notice.  
Contact factory for specific model agency approval. All prices are ex-works Brookville, Pennsylvania*



# LINE DRAWINGS





The KCL CADalog

Detailed line drawings available in KCL Catalog Library

[www.KCLCAD.com](http://www.KCLCAD.com)



## NOTES





# CONTACTS

## 1 Dick Stanley & Associates

*phone* 614.833.0797  
*fax* 614.833.0798  
*email* rickstanley@dsa-rep.com  
*territory* Ohio, Kentucky, Western quarter of Pennsylvania, West Virginia, Indiana  
(Small radius near Evansville)

## 2 Butkevich Associates

*phone* 508.584.1818  
*fax* 508.583.8401  
*email* bucky@butkevich.com  
*territory* Maine, New Hampshire, Vermont, Connecticut, Rhode Island, Massachusetts

## 3 Charles Pace & Associates, Inc.

*phone* 770.969.0488  
*fax* 770.969.7277  
*email* ronnie@rycgroup.com  
*territory* Georgia, Alabama, Tennessee  
(Central and Eastern)

## 4 The Schmid-Wilson Group

*phone* 410.998.9191  
*fax* 410.998.9195  
*email* swg@theswg.com  
*territory* Maryland, District of Columbia, Virginia

## 5 TD Marketing

*phone* 201.935.1600  
*fax* 201.935.1260  
*email* fdoyle@tdmarketingco.com  
*territory* New Jersey (Northern half of NJ), New York City Metro, New York State (Small section near NYC area)

## 6 Ettinger Rosini

*phone* 214.343.2548  
*fax* 214.343.2727  
*email* toni@ettros.com  
*territory* Oklahoma, Texas

## 7 Professional Reps

*phone* 877.995.8922  
*fax* 602.864.1754  
*email* brian@professionalreps.com  
*territory* Arizona

## 8 Contact Factory

*phone* 888.845.9800  
*email* sales@bevair.com  
*territory* Delaware, Pennsylvania (Eastern three quarters of PA), New Jersey (Southern half)

## 9 Swanson-Girard

*phone* 704.521.8811  
*fax* 704.521.8801  
*email* sgirard@swanson-girard.com  
*territory* North Carolina, South Carolina

## 10 Lund-Iorio

*phone* 949.443.4855  
*fax* 949.443.4856  
*email* scott@lund-iorio.com  
*territory* Nevada (Las Vegas area only), Hawaii, California (CA/Mexico border and southern third of state)

## 11 Kelly-Mincks

*phone* 425.481.9036  
*fax* 425.806.5283  
*email* bill@kelly-mincks.com  
*territory* Washington, Oregon, Alaska, Montana, Idaho, Hawaii

## 12 The YES Group

*phone* 651.452.9889  
*fax* 651.452.3804  
*email* justin@TheYesGroup.com  
*territory* Minnesota, North Dakota, South Dakota, Wisconsin (Northern two thirds of state)

## 13 Walter Zebrowski Associates

*phone* 415.883.3222  
*fax* 415.883.9332  
*email* tom@walterzebrowskiassoc.com  
*territory* Nevada (entire state EXCEPT for Las Vegas), California (Northern two thirds of state)

## 14 Professional Reps

*phone* 877.995.8922  
*fax* 602.864.1754  
*email* brian@professionalreps.com  
*territory* Utah, Wyoming, Colorado

## 15 Tepper & Associates, Inc.

*phone* 727.322.1212  
*fax* 727.322.1313  
*email* info@tepperreps.com  
*territory* Florida

## 16 J.A. Travers Associates

*phone* 315.469.7100  
*fax* 315.469.7104  
*email* jatravers1@netzero.com  
*territory* New York (EXCEPT small section near NYC area)

## 17 Central Marketing Associates, Inc.

*phone* 913.897.2390  
*fax* 913.897.2391  
*email* steve@cmafoodservice.com  
*territory* Missouri, Kansas, Iowa, Nebraska, Illinois  
(Southern two thirds of state)

## 18 The YES Group

*phone* 651.452.9889  
*fax* 651.452.3804  
*email* justin@TheYesGroup.com  
*territory* Wisconsin (Southern third of state)

## 19 ECHO Foodservice Marketing Agents

*phone* 504.458.7012  
*fax* 504.617.6607  
*email* bruce@echofoodservicemktg.com  
*territory* Mississippi, Western Tennessee, Arkansas, Louisiana

## 20 Phoenix Marketing

*phone* 1.866.377.8417  
*fax* 317.534.3994  
*email* kford@phoenix-reps.com  
*territory* Indiana, Michigan

## 21 Castle Agencies

*phone* 604.904.7681  
*fax* 604.904.7682  
*email* king@castleagencies.ca  
*territory* British Columbia, Yukon

## 22 Hamilton Agencies

*phone* 514.639.4433  
*fax* 514.639.4431  
*email* hamilton@hamiltonagencies.com  
*territory* Quebec, Newfoundland, Labrador, Nova Scotia, Prince Edward Island, New Brunswick

## 23 The Solutions Group, Inc.

*phone* 905.760.1777  
*email* cmuzylo@solutionsfsg.com  
*territory* Ontario

## 24 Fred Peters Agencies Ltd.

*phone* 403.266.4360  
*email* bpatfpa@shaw.ca  
*territory* Alberta, Northwest Territories

## 25 Simpson-Wilson Ltd.

*phone* 800-342-3626  
*fax* 204-633-9254  
*email* cam@simpsonwilson.com  
*territory* Manitoba, Saskatchewan

## 26 Professional Reps

*phone* 877.995.8922  
*fax* 602.864.1754  
*email* brian@professionalreps.com  
*territory* New Mexico, El Paso County Texas



# BEVERAGE-AIR

DELIVERING UNMATCHED VALUE & QUALITY SINCE 1944

**BEVERAGE-AIR CORPORATION**

3779 Champion Blvd • Winston-Salem, NC 27105

phone: 888.845.9800 • fax: 800.253.5168

email: [sales@bevair.com](mailto:sales@bevair.com)

[Beverage-Air.com](http://Beverage-Air.com)



*Symbol of Leadership*  
Made in America Since 1944

