

List Price Catalog

Dependability • Reliability • Results • Integrity • Quality



P: 800-854-6417 • F: 714-895-2141
www.cmadishmachines.com
customerservice@cmadishmachines.com





Glasswashers - Low Temperature

GL-X



Glasswasher, under-bar type, chemical sanitizing, 30 racks/hour, 11-1/4" door opening, sustainer heater, built-in rinse tank heater, built-in chemical dispensers and pump drain. 24" W X 24-1/2" D X 39-1/2"- 41" H. 115V/60Hz/1 Phase.

Model GL-X
Approximate Shipping Wt 191#
List Price \$7,560.00

GW-100
115V

Rotary Glasswasher, utilizes separate detergent, rinse aid and sanitizer chemical pumps. Standard features include upper and lower cleanable wash/rinse arms, 11-3/4" maximum clearance for glassware, wash tank heater, Poly Pro™ conveyor, front mounted drain tray and scrap collector, splash curtains, insulated double wall construction and internal storage space for three 1-gallon containers. 25-1/4" W X 25-1/8" X 40-1/2" H. 115V or 220 Volt. Dishracks not included.

Model GW-100 115V
Same design and characteristics as GL-C, but with 115V.
Approximate Shipping Wt 188#
List Price \$9,220.00



GL-C
220V

Model GL-C 220V
Approximate Shipping Wt 187#
List Price \$9,220.00

Undercounter Dishwashers - High Temperature

UC50e

HIGH TEMPERATURE



Undercounter, sanitizing, 30 racks/hour, built-in 4.6 kW booster heater. Built-in detergent and rinse chemical pumps, double skin stainless steel, removable wash & rinse arms, 13" maximum loading height. Fully automatic cycle, triple filtering protection system captures excess soil and debris. Stainless steel safety filters protect wash pump. 23-7/16" W X 24" D X 33-5/16" H 208-240V/60Hz/1 Phase. Energy Star Approved.

Model UC50e
Approximate Shipping Wt 164#
List Price \$5,930.00

HIGH TEMPERATURE

The UC60e dishwasher and glasswasher is a front loading machine designed to produce sparkling clean glasses and dishes. Constructed of double walled stainless steel skin providing constant heat and a quiet operation. Standard features include removable stainless steel wash & rinse arms, wash & booster tank heater, 13-3/4" door opening clearance, liquid detergent rinse-aid dispenser, built in digital, solid state controls with optional cycles. 208-240V/60Hz/1 Phase. Energy Star Approved.

Model UC60e
Approximate Shipping Wt 173#
List Price \$6,290.00

UC60e



All models include one (1) flat dishrack and one (1) peg rack.



Undercounter Dishwashers - Low Temperature

L-1X



Undercounter, chemical sanitizing, 30 racks/hour, 12-1/4" door opening, built-in chemical injectors with priming switches, enclosed cabinet, instant start, pump drain, upper & lower wash arms. 4" adjustable legs. Available with optional sustainer heater.

115V/60Hz/1 Phase. 24" W X 23-1/2" D X 30-1/2" H.

Model L-1X
Approximate Shipping Wt 164#
List Price \$6,010.00

Model L-1X With Sustainer Heater
Approximate Shipping Wt 166#
List Price \$6,330.00

L-1X16



Undercounter, chemical sanitizing, 30 racks/hour, 16" door opening, built-in chemical injectors with priming switches, enclosed cabinet, instant start, pump drain, upper & lower wash arms. Available with optional sustainer heater. 115V/60Hz/1 Phase. 24" W X 23-1/2" D X 34-1/2" H.

Model L-1X16
Approximate Shipping Wt 169#
List Price \$6,080.00

Model L-1X16 With Sustainer Heater
Approximate Shipping Wt 171#
List Price \$6,400.00

AVAILABLE OPTIONS/ACCESSORIES

DESCRIPTION	APPROX. SHIPPING WT.	LIST PRICE
• 01146.05 L-1X Stainless Steel Legs 6" 1" Diameter (set of 4) . . . 5# . .	5# . .	\$ 134.00
• 01146.60 Stainless Steel Legs 4" (set of 4) 4# . .	4# . .	\$ 126.00
• 03702.00 Universal Pedestal 15-1/2"H X 25-3/8"D X 24"W . . . 15# . .	15# . .	\$ 524.00
Fits all UC's, except GL-X and UC60e		
• 12508.00 Low Chemical Alarm Kit 115V 15# . .	15# . .	\$ 244.00
• Varies CMA Temp-Sure™ with kit for field installation 45# . .	45# . .	\$ 2,184.00
• 04109.00 Sustainer Heater Kit. 2# . .	2# . .	\$ 320.00
• 01160.00 Roller Casters (ease of movement, low profile)		
Sold in set of 4 (for undercounter units) 2# . .		\$ 52.00

All models include one (1) flat dishrack and one (1) peg rack.





Undercounter Dishwashers - High Temperature

CMA-180UC



HIGH TEMPERATURE

Undercounter, sanitizing, 30 racks/hour, built-in 6 kW booster heater, external scrap accumulator, 15" door opening, pump drain, upper & lower stainless steel rotating wash & rinse arms. Unique design requires no exposed wash tank heating element. 24" W X 26" D X 33-1/4" H. Includes Safe-T-Temp feature which assures 180°F final rinse. 208 - 240V/60Hz/ 1 Phase. Energy Star Approved.

Model CMA-180UC
Approximate Shipping Wt 214#
List Price \$7,770.00

Model CMA-180UC W/D
with Chemical Dispenser
Approximate Shipping Wt 222#
List Price \$8,610.00

CMA-180UC AVAILABLE WITH AND WITHOUT CHEMICAL DISPENSER

AVAILABLE ACCESSORIES

DESCRIPTION	APPROX. SHIPPING WT.	LIST PRICE
• 03702.00 Universal Pedestal Fits all UC's, except GL-X and UC60e	15#	\$ 524.00
• 14585.00 Detergent & Rinse Pump (Factory Installed)	8#	\$ 840.00
• 15716.00 Detergent & Rinse Pump (Wall Mount)	8#	\$ 840.00
• 13470.50 Drain Water Tempering Kit "Factory Installed" Only	4#	\$ 250.00
• 01147.05 Stainless Steel Legs 6" (set of 4)	2#	\$ 148.00
• 01147.60 Stainless Steel Legs 4" (set of 4)	2#	\$ 110.00

The CMA Model 181GW sets a new standard in underbar automatic glasswashers. No other manufacturer offers you so much new technology, in conjunction with long lasting durability. Our proven 70°F rise Safe-T-Temp booster heater, and standard Stainless Steel top and sides are only a few of the many features offered. All CMA Dishmachines high-temperature units will not go into final rinse until the water is at least 180°F. This is the temperature where real "hot water sanitizing" begins. Large 11-1/4" door opening. 24" W X 25" D X 33-1/4" H. 208 - 240V/60Hz/1 Phase. Energy Star Approved.

Model CMA 181GW
Approximate Shipping Wt 210#
List Price \$8,100.00

AVAILABLE OPTIONS

DESCRIPTION	APPROX. SHIPPING WT.	LIST PRICE
• 03702.00 Universal Pedestal Fits all UC's, except GL-X and UC60e	15#	\$ 524.00
• 01146.60 Stainless Steel Legs 4" (Set of 4)	3#	\$ 126.00

181GW HIGH TEMP



All models include one (1) flat dishrack and one (1) peg rack.



Glasswashers Low & High Temperature



**GWX-200
LOW TEMP**

The GWX-200, CMA's new unique glasswasher, stands 40" tall and was designed to fit under any standard bar. At 30 racks per hour (19-3/4"X19-3/4" standard racks), this model has the capacity of 600 plus glasses per hour. The GWX-200 has a 2-minute cycle-time, with water usage of 1.7 gal of water per cycle, resulting in one of the fastest and most water-conserving glasswashers on the market today. Large 11-1/4" door opening. 25-1/4" W X 25-1/8" D X 40-1/2" H. 115V/60Hz/1 Phase. Energy Star Approved.

**Model GWX-200
Approximate Shipping Wt 244#
List Price \$9,400.00**

The GWX-200 can be loaded, unloaded or operated from either side of the bar, allowing wait staff/bartender to continue to process orders while the machine is producing clean, dry, sanitized glassware.

AVAILABLE OPTIONS

DESCRIPTION	APPROX. SHIPPING WT.	LIST PRICE
• 12508.00 Low Chemical Alarm Kit 2#		\$ 244.00

Undercounter Dishwasher - High Temperature

HIGH TEMPERATURE

Undercounter, sanitizing, 30 racks/hour, built-in 4kW booster heater. Built-in detergent and rinse chemical pumps, 14-1/2" door opening, double skin stainless steel, removable stainless steel wash & rinse arms. Fully automatic cycle, triple filtering protection system captures excess soil and debris. Stainless steel safety filters protect wash pump. 24" W X 25" D X 33-1/2" H 208-240V/60Hz/ 1 Phase. Energy Star Approved.



UC65e

**Model UC65e
Approximate Shipping Wt 174#
List Price \$6,290.00**



CMA-180-VL Ventless Specialty Machine



**CMA-180-VL
VENTLESS
P/N 01633.00**

CMA Ventless Convertible 3 Door Opening Heat Recovery/Ventless/Condensation System

Captures and distributes normally exhausted heat from the wash/rinse tank, using free energy to pre-heat cold water feeding the booster heater. 17-1/2" door opening. Water entering the booster heater has been pre-heated at zero cost, reducing the energy cost to bring booster temperature to the required 180 degrees. 208-240V/60Hz Energy Star Approved.

ELIMINATES VENT HOOD REQUIREMENT

**Model CMA-180-VL Ventless
P/N 01633.00
Approximate Shipping Wt 393#
List Price \$15,980.00**

All models include one (1) flat dishrack and one (1) peg rack.



Door Type Dishwashers - High Temperature

**CMA-180S
or
CMA-180C**



**180 S & C
(Available
with or
without
booster)**

**SPLIT
DOOR**



**180T S & C
(Available with or
without booster)**

High temperature sanitizing, straight-thru or corner design, 60 racks/hour, external scrap accumulator, electric tank heat and auto fill, 17-1/2" door opening. Includes Safe-T-Temp feature which assures 180° final rinse. 1 or 3 phase. Specify corner or straight model. 208-240V/60Hz. Stainless Steel scrap accumulator. This machine is convertible. Energy Star Approved.

Model CMA-180S or CMA-180C
Approximate Shipping Wt 327-S#
List Price \$12,260.00

Model CMA-180SB or CMA-180CB
Same as above but with built-in Booster Heater. Specify corner or straight model
Approximate Shipping Wt 316-C# 349-S#
List Price \$13,630.00

NOTE: CMA-180 and CMA-180 Tall are available in 480 volts with and without a booster heater. Call CMA order desk for pricing.

The "NEW" CMA split-door design provides a sheet pan door clearance of 27-inches, yet reduces the overall (open-door) height of machine to 93-1/2" plus 1-1/2" adjustable. This is a beneficial feature for kitchens with low ceilings. Stainless Steel scrap accumulator. This machine is convertible. Energy Star Approved.

Alternate voltages are available. Call CMA for pricing.

CMA-180TS or CMA-180TC Approximate Shipping Wt 395#
List Price \$13,180.00

High temperature sanitizing, Tall, straight-thru or corner design, 60 racks/hour, external scrap accumulator, electric tank heat, auto fill and 27" high door opening. Includes Safe-T-Temp feature which assures 180° final rinse. Specify corner or straight model. 208-240V, 60Hz, 1 or 3 Phase.

Model CMA-180TSB or CMA-180TCB
with built-in Booster Heater, specify corner or straight model
Approximate Shipping Wt 362-S# 364-C#
List Price \$14,660.00

AVAILABLE OPTIONS/ACCESSORIES (Door Type Machines High Temp)

DESCRIPTION	APPROX. SHIPPING WT.	LIST PRICE
• 13470.20 Drain Water-Tempering Kit "Factory Installed" Only	4# . \$	408.00
• 17528.00 Exhaust Fan Time Cycle Control	3# . \$	438.00
• 01578.00 Stainless Steel Scrap Accumulator in Lieu of Poly Pro™	10# . \$	280.00
• 00617.17 CMA-180 Conversion Kit (Straight to Corner)	27# . \$	560.00
• 00617.18 CMA-180 Conversion Kit (Corner to Straight)	27# . \$	802.00
• 00617.27 CMA-180T Conversion Kit (Straight to Corner)	30# . \$	960.00
• 00617.28 CMA-180T Conversion Kit (Corner to Straight)	30# . \$	1,150.00
• 12508.05 Low Chemical Alarm Kit 220V (Single Chemical)	5# . \$	270.00
• 15716.00 Detergent and Rinse Pump (Wall Mount Only)	8# . \$	840.00

All models include one (1) flat dishrack and one (1) peg rack.





Door Type Dishwashers - Low Temperature

AH

Single rack, 25-3/4" W, all stainless steel construction, chemical pumps, priming switches, 17" door opening, top mounted controls, auto start/stop, pump purging system, straight-thru design, Poly Pro™ scrap accumulator, 40 racks/hour, with delimer switch. 115V/60Hz/ 1Phase.



Model AH
Approximate Shipping Wt 267#
List Price \$6,580.00

C

Single Corner rack, 25-3/4" W, all stainless steel construction, chemical pumps, priming switches, 17" door opening, top mounted controls, auto start/stop, pump purging system, corner design, Poly Pro™ scrap accumulator, 40 racks/hour, with delimer switch. 115V/60Hz/ 1Phase.



Model C
Approximate Shipping Wt 270#
List Price \$6,780.00

AH WITH BOWL OPTION

The CMA "Bowl Option" allows the use of either a solid or encapsulated powder detergent along with either a solid or liquid rinse additive. The choice is yours! Save time and expense. All Bowl Options are factory installed, including power and water supply. 17" door opening.



BOWL OPTION AVAILABLE IN MOST DOOR TYPE MODELS
*(Add Price to Dishmachine Model)
\$760.00

Model B



Double rack, 44" W, chemical pumps, priming switches, top mounted controls, auto start/stop, pump purging system, straight-thru design, Poly Pro™ scrap accumulator, 80 racks/hour, with delimer switch. New Extended height wrapper, 20-1/2" door opening. Energy Star approved uses .96 gallons of water per rack of dishes. 115V/60Hz/1 Phase. Energy Star Approved.

Model B
Approximate Shipping Wt 347#
List Price \$8,440.00

All models include one (1) flat dishrack and one (1) peg rack.




CB

Corner, 44"W double rack, chemical pumps, priming switches, top mounted controls, auto start/stop, pump purging system, corner design with either left or right front opening, Poly Pro™ scrap accumulator, 80 racks/hour, with delimer switch. Must specify front door opening (left or right) when ordering. Extended height wrapper, 20-1/2" door opening. Uses .96 gallons of water per rack of dishes. 115V/60Hz/1 Phase. Energy Star Approved.

Model CB
Approximate Shipping Wt 356#
List Price \$9,080.00

Double rack, Tall Pot/Pan Dishwasher, 44" W, chemical pumps, priming switches, top mounted controls, auto start/stop, straight-thru design, Poly Pro™ scrap accumulator, 80 racks/hour, with delimer switch, 27" high door opening accommodates full size sheet pans. 115V/60Hz/1 Phase.

Model Scullery-B
Approximate Shipping Wt 390#
List Price \$10,480.00



Scullery-B



Scullery-AH

Single rack, Tall Pot/Pan Dishwasher, 25-3/4" W, chemical pumps, priming switches, top mounted controls, auto start/stop, straight-thru design, Poly Pro™ scrap accumulator, 40 racks/hour, with delimer switch, 27" high door opening accommodates full size sheet pans. 115V/60Hz/1 Phase.

Model Scullery-AH
Approximate Shipping Wt 295#
List Price \$7,540.00

Scullery-C Corner Model
(same characteristics as Scullery-AH)
Approximate Shipping Wt 304#
List Price \$7,870.00

All models include one (1) flat dishrack and one (1) peg rack.

EST SERIES



Convertible model (straight-thru or corner), inside drain sump, 25-3/4" W, single rack, 17" door opening, low water usage, chemical pumps, priming switches, top mounted controls, auto start/stop, 40 racks/hour (90 second timer) or 57 racks/hour (63 second timer), delimer switch, Poly Pro™ scrap accumulator. Specify corner or straight model. 115V/60HZ/1 Phase. Energy Star Approved.

Model EST-AH (Straight) 17" Door Opening
Approximate Shipping Wt 232#
List Price \$5,880.00

Model EST-C (Corner) 17" Door Opening
Approximate Shipping Wt 252#
List Price \$5,960.00

Also available in Extended Height
(20-1/2" door opening)

Model EST-AH-EXT (Straight Extended)
Approximate Shipping Wt 237#
List Price \$6,080.00

Model EST-C-EXT (Corner Extended)
Approximate Shipping Wt 241#
List Price \$6,190.00

EST-3-D EXT



Convertible 3 door opening model, 25-3/4" W, single rack, 20-1/2" door opening, chemical pumps, priming switches, top mounted controls, auto start/stop, 40 racks/hour, delimer switch, Poly Pro™ scrapaccumulator. 115V/60Hz/ 1 Phase. Energy Star Approved.

Model EST-3-D-EXT
(20-1/2" Door Opening)
Approximate Shipping Wt 263#
List Price \$6,270.00

Also Available in 17" Door Opening (EST-3 D)
Approximate Shipping Wt 239#
List Price \$6,140.00

Temp-Sure

Shown with optional
Temp-Sure Booster Heater

Convertible Models: Call CMA for Conversion Kit pricing (corner to straight and straight to corner).

All models include one (1) flat dishrack and one (1) peg rack.



Door Type Dishwashers - Low Temperature

E-3-D



Convertible 3 door opening model, outside drain sump, 25-3/4" W, single rack, 17" door opening, chemical pumps, priming switches, top mounted controls, auto start/stop, 40 racks/hour, delimer switch, Poly Pro™ scrap accumulator. 115V/60Hz/1 Phase. Energy Star Approved.

Model E-3-D
(3 Door 17" Opening)
Approximate Shipping Wt 235#
List Price \$5,980.00

Also available in Extended Height
(20-1/2" door opening)
Model E-3D-EXT
Approximate Shipping Wt 260#
List Price \$6,110.00

Convertible model (straight-thru or corner), outside drain sump, 25-3/4" W, single rack, 17" door opening, low water usage, chemical pumps, priming switches, top mounted controls, auto start/stop, 40 racks/hour (90 second timer), delimer switch, Poly Pro™ scrap accumulator. Specify corner or straight model. 115V/60Hz/1 Phase. Energy Star Approved.

E



Model E-AH (Straight) 17" Door Opening
Approximate Shipping Wt 229#
List Price \$5,720.00

Model E-C (Corner) 17" Door Opening
Approximate Shipping Wt 224#
List Price \$5,790.00

Also available in Extended Height (EXT)
(20-1/2" door opening)

Model E-AH-EXT (Straight Extended)
Approximate Shipping Wt 238#
List Price \$5,920.00

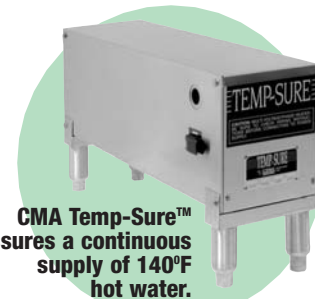
Model E-C-EXT (Corner Extended)
Approximate Shipping Wt 240#
List Price \$5,990.00

AVAILABLE OPTIONS/ACCESSORIES (Door Type Machines Low Temp)

DESCRIPTION	APPROX. SHIPPING WT.	LIST PRICE
*CMA Temp-Sure™ factory installed 1 pH (specify model)	45#	\$ 2,098.00
*CMA Temp-Sure™ factory installed 3 pH (specify model)	45#	\$ 2,098.00
*CMA Temp-Sure™ with kit for field installation 1 pH (specify model)	45#	\$ 2,184.00
*CMA Temp-Sure™ with kit for field installation 3 pH (specify model)	45#	\$ 2,184.00
01578.00 Stainless Steel Scrap Accumulator in Lieu of Poly Pro™	10#	\$ 280.00
12508.00 Low Chemical Alarm Kit 115V (single)	5#	\$ 244.00
00000.00 Bowl Option	31#	\$ 760.00

Temp-Sure can be adapted to most CMA model dishmachines.
 Call CMA for more details.

*Temp-Sure requires separate 208V-240V power supply.



CMA Temp-Sure™
assures a continuous
supply of 140°F
hot water.

TEMP-SURE™ AVAILABLE ON MOST CMA
LOW TEMP MODEL DISHMACHINES -
ATTACHED OR STAND ALONE

Convertible Models: Call CMA for Conversion Kit pricing (corner to straight or straight to corner).

All models include one (1) flat dishrack and one (1) peg rack.



Conveyor Dishwashers - Low & High Temperature

EST-44 (L/R or R/L)



44" W Conveyor, high temperature or low temperature, chemical sanitizing, 3-stage wash process (wash/power rinse/final rinse), 243 racks / 970 covers per hour, uses only .49 gallons of water per rack of dishes, stainless steel construction with stainless steel external scrap accumulator, auto water level control system, auto fill and table limit switch, 19" door opening. Standard voltage 208-240V 3 phase. Specify direction of travel: left to right or right to left. Energy Star Approved.

Model EST-44 (L/R or R/L)
Approximate Shipping Wt 653#
List Price \$18,490.00

(Shown with optional Vent Hood Adapters attached and E-Temp Booster Heater)

Optional: E-Temp 40°F rise or 70°F rise built-in booster heater (single phase E-Temp is available in 40°F only). Approximate Shipping Wt 683#
Call for Pricing

12kW 40 degree rise and 20kW 70 degree rise. Single element option (40 degree rise) vs. dual element option (70 degree rise). Separate 208- 240V 3 phase power connection required. 9kW @208V=25 amps; 12kW @ 240V=29 amps; 15kW @ 208V=42 amps; 20kW @ 240V=48 amps. Field convertible from a 40 degree rise to a 70 degree rise. Stainless Steel scrap accumulator.
Note: Single phase available in 40°F only (not 70°F)

Available in Extended Height model with a 25" height clearance.

Approximate Shipping Wt 702#

List Price
\$23,200.00

Available in 480 voltage for all EST-44 Conveyors.

All models include one (1) flat dishrack and one (1) peg rack.



Conveyor Dishwashers - Low & High Temperature

Shown with optional E-Temp
Booster Heater, available on
44 & 66 conveyors.

**EST-66
(L/R or R/L)**



(Shown with
optional Vent Hoods
Adapters attached)

66" W Conveyor, high temperature or low temperature chemical sanitizing, 4-stage wash process (pre-wash/wash/power rinse/final rinse), 243 racks/hour, uses only .49 gallons of water per rack of dishes, stainless steel construction with stainless steel external scrap accumulator, auto water level control system, auto fill and table limit switch, 19" door opening. Standard voltage 208-240 3 phase. Specify direction of travel; left to right or right to left. Energy Star Approved.

Model EST-66 (L/R or R/L)
Approximate Shipping Wt 790#
List Price \$27,400.00

Optional: E-Temp 40°F rise and 70°F rise built-in booster heater for 3 phase. Approximate Shipping Wt 805#
Call for Price

E-Temp Voltage

12kW 40 degree rise and 20kW 70 degree rise. Single element option (40 degree rise) vs. dual element option (70 degree rise). Separate 208- 240V 3 phase power connection required. 9kW @208V=25 amps; 12kW @ 240V=29 amps; 15kW @ 208V=42 amps; 20kW @ 240V=48 amps. Field convertible from a 40 degree rise to a 70 degree rise.

**Available
in Extended Height
model with a 25" height
clearance .**
Approximate Shipping Wt 899#
List Price \$33,920.00
**Available in
480 voltage for all
EST-66 conveyors.**



**21" CORNER FEED DISHTABLE AVAILABLE
(INSTALLED AT FACTORY ONLY)**

AVAILABLE OPTIONS/ACCESSORIES (Conveyors)

DESCRIPTION	APPROX. SHIPPING WT.	LIST PRICE
• 13901.82 Vent Hood Adapters with 4" X 16" Vent and Damper Control (2 per set) . . .	22#	440.00
• 13470.10 Drain Water Tempering Kit "Factory Installed" Only	4#	408.00
• 13578.00 Exhaust Fan Time Cycle Control for Conveyors	3#	206.00
• 13958.82 Corner Feed Table (21"Left) (Factory Installed).	N/A	3,456.00
• 13958.84 Corner Feed Table (21"Right) (Factory Installed)	N/A	3,456.00
• Optional Single Phase (additional up charge)	N/A	500.00
• Optional 480V (additional up charge).	N/A	1,200.00
• C24 Hatco Booster Htr 40°F Rise 24 kW 208V/240V-3Ph (Specify Voltage).	142#	Call for Price
• C45 Hatco Booster Htr 70°F Rise 45 kW 208V/240V-3Ph (Specify Voltage).	142#	Call for Price

All models include one (1) flat dishrack and one (1) peg rack.



Dishtables & Accessories



Includes Rack Slide & Scrap Basket

Soiled Dishtables

MODEL	DESCRIPTION	APPROX. SHIPPING WT.	LIST PRICE
SR-26	26" Soiled Dishtable Right	50#	\$1,336.00
SR-36	36" Soiled Dishtable Right	60#	\$1,400.00
SR-48	48" Soiled Dishtable Right	72#	\$1,550.00
SR-60	60" Soiled Dishtable Right	85#	\$1,660.00
SL-26	26" Soiled Dishtable Left	50#	\$1,336.00
SL-36	36" Soiled Dishtable Left	60#	\$1,400.00
SL-48	48" Soiled Dishtable Left	72#	\$1,550.00
SL-60	60" Soiled Dishtable Left	85#	\$1,660.00
12620.00	Universal Slant Shelf	24#	\$ 544.00



Clean Dishtables

MODEL	DESCRIPTION	APPROX. SHIPPING WT.	LIST PRICE
CR-26	26" Clean Dishtable Right	40#	\$ 690.00
CR-36	36" Clean Dishtable Right	50#	\$ 760.00
CR-48	48" Clean Dishtable Right	60#	\$ 900.00
CR-60	60" Clean Dishtable Right	75#	\$1,016.00
CL-26	26" Clean Dishtable Left	40#	\$ 690.00
CL-36	36" Clean Dishtable Left	50#	\$ 760.00
CL-48	48" Clean Dishtable Left	60#	\$ 900.00
CL-60	60" Clean Dishtable Left	75#	\$1,016.00

Dishracks

MODEL	DESCRIPTION	APPROX. SHIPPING WT.	LIST PRICE
12970.01	Flat Rack (Bowl) - Drop ship - case price (6 each)	108#	\$ 206.00 cs
12970.02	Combination Flatware Rack (Utensil) Drop ship - case price (6 each)	108#	\$ 206.00 cs
12970.01	Plate & Tray Peg Rack (All Purpose) Drop ship - case price (6 each)	144#	\$ 206.00 cs
01154.00	Sheet Pan Rack with Stainless Steel Insert (includes plastic open ended pan rack with Stainless Steel wire rack insert)	10#	\$ 188.00 ea

NOTE: Freight charges will be added to all drop shipments. Split cases and other racks are available. Call CMA for pricing and details.

Pre-Rinse

Model 20411.00
8" Wall Mount Pre-Rinse Unit
Approximate Shipping Wt 12#
List Price \$572.00

Model 20412.00
Single Deck Mount Pre-Rinse Unit
Approximate Shipping Wt 12#
List Price \$534.00

Undercounter Dishtables

MODEL	DESCRIPTION	APPROX. SHIPPING WT.	LIST PRICE
SR-U	48" Undercounter Dishtable-Sink on Right	67#	\$1,600.00
SL-U	48" Undercounter Dishtable-Sink on Left	67#	\$1,600.00



Custom size tables available. Call CMA for pricing. All tables are constructed of stainless steel, with adjustable leg bracing.












NOTE: Customer is responsible for crating cost on custom tables and freight charges on all dishtables.

UNDERCOUNTER DISHTABLE (Shown With Optional Pre-Rinse System and Model L-1X Undercounter Dishmachine)






All Tables FOB Factory.



Available Options For Dishwashers

PART NUMBER	DESCRIPTION	LIST PRICE	APPLICABLE MODELS
—	CMA Temp-Sure™ factory installed 1 pH or 3 pH (specify model) CMA Temp-Sure™ with kit for field installation 1 pH or 3 pH (specify model)	\$2,098.00 \$2,184.00	All Door Type Machines
 12620.00	Universal Slant Shelf	\$ 544.00	All Kitchens
 13958.82	Corner Feed Table (21" Left or Right) (Factory Installed)	\$3,456.00	EST44 EST66
 03702.00	The Universal Pedestal has a storage feature for spare dishracks. The pedestal has been engineered to mount to all CMA undercounter Models (excluding UC60e and GL-X) and is equipped with leveling legs for final adjustment. This unit can be shipped UPS.	\$ 524.00	UC65e, UC50e, L-1X16, L-1X, 180UC
 01154.00	Sheet Pan Rack with Stainless Steel Insert (includes plastic open ended pan rack with Stainless Steel wire rack insert)	\$ 188.00	AH, C, B, E, EST, EST44/66
 01160.00	Roller Casters (ease of movement, low profile) Sold in set of 4 (for undercounter units)	\$ 52.00	L-1X L-1X16
 01146.05 01146.60	Stainless Steel Legs 6" 1" Diameter (set of 4) Stainless Steel Legs 4" (set of 4)	\$ 134.00 \$ 126.00	L-1X L-1X16
 20411.00 20412.00	8" Wall Mount Pre-Rinse Unit Single Deck Mount Pre-Rinse Unit	\$ 572.00 \$ 534.00	All Kitchens
 01578.00	Stainless Steel Scrap Accumulator in Lieu of Poly Pro™	\$ 280.00	AH,B, C, Sculleries
 12508.00	Low Chemical Alarm Kit 115V (single)	\$ 244.00	All Low Temp Machines
 —	Bowl Option (for chemical capsules) - Factory Installed	\$ 760.00	All Door Type Machines
 17509.00	CMA-180VL Safety Door Interlock Kit	\$ 400.00	CMA-180VL

Available Options For Dishwashers

	PART NUMBER	DESCRIPTION	LIST PRICE	APPLICABLE MODELS
	SR-U	48" Undercounter Dishtable-Sink on Right	\$1,600.00	L-1X
	SL-U	48" Undercounter Dishtable-Sink on Left	\$1,600.00	L-1X16
	13901.82	Vent Hood Adapters with 4"X16" Vent and Damper Control (2 per set)	\$ 440.00 Set	EST44 EST66
	—	Drain Water Tempering Kit "Factory Installed" Only	\$ 408.00	All High Temp Machines
	15716.00	Nova Detergent and Rinse Pump (Wall Mount Only)	\$ 840.00	All Low Temp Machines
	14585.00	180UC Two Pump Dispenser	\$ 840.00	180UC Hi Temp UC

FREIGHT POLICY

- You are responsible for concealed damage.
- Remove box and remove bubble packing. Once you sign delivery bill of lading it belongs to you.
- Refuse to take delivery upon evidence of any damage. CMA **is not** responsible for concealed damage. Inspect all freight upon receipt.

RETURN POLICY

Return authorization number required. All returns on dishmachines, parts and accessories are subject to freight charges (both ways) and a 15% restocking fee.



12700 Knott Street
Garden Grove, CA 92841
800-854-6417 ▪ 714-898-8781 ▪ FAX 714-895-2141
www.cmadishmachines.com

WARRANTY

Please call for information and details.

TERMS AND CONDITIONS

Terms are Net 30 days on approved credit. Visa, MasterCard and American Express.

DISTRIBUTION CENTERS

- Orange County, CA (Factory)**
- *Elgin, IL (Chicago Area)**
- *Ontario, Canada**
- *Winston-Salem, NC**
- *Standard models only stocked**

Peace of Mind



12700 KNOTT STREET
GARDEN GROVE, CALIF. 92841
800-854-6417 • 714-898-8781
FAX 714-895-2141
www.cmadishmachines.com