

SCENARIOS



How quickly and effectively can your team react when emergencies happen? Omnilert Scenarios make it easy to carefully plan complex responses to common incidents and automatically implement them anytime, anywhere.

SCENARIO MANAGER: CRAFT CUSTOM RESPONSE SEQUENCES

Optimal emergency response management requires more than simply sending out alerts. Successfully managing throughout the full crisis continuum requires careful planning and coordination before, during and after an incident.

- Whom do you need to notify?
- How should you reach out to them?
- What messages and instructions should you send to each group of stakeholders?
- Who should help draft those messages?
- Who must approve each message?
- What immediate actions must be taken?

Preparing your initial incident responses in advance allows you to leverage all the skills, talents and expertise of your entire emergency response and leadership teams. It allows you to craft sequence of actions that are ready to deploy without the emotion and adrenaline experienced during an emergency.

Scenario Manager captures your team's response plans in a series of specific actions that can be implemented at your command. With one click, you can initiate an entire action sequence:



Send custom text, email and voice messages to each group or department



Display a scrolling message on all employees' desktops



Notify local first responders of the situation



Send audible alerts to fire alarms, alert beacons or public address systems



Post social media messages to Twitter and Facebook



Initiate an outbound conference call to automatically connect your emergency response team to plan next steps



Update your website with a targeted emergency notice

SCENARIOS




POPULAR SCENARIOS

- Earthquake Responses
- Hurricane Responses
- Hazardous Driving Warnings
- Tornado Warnings
- Winter Weather Closures
- Email Outages
- IT Outages
- HVAC Issues
- Office/Building Closures
- Workforce/Staffing Needs
- Training Tests
- Active Shooter Incidents
- Bomb Threats
- Fire Drills
- Fire Emergencies
- General Security Threats
- Intruder Warnings
- Shelter in Place Warnings
- All Clear Notifications



Scenarios:

Scenario's are collections of pre-defined *Actions*. To launch a Scenario, click the corresponding button below. **Please Note: Once a Scenario has been launched, it cannot be stopped.**

Name	
 Active Shooter Gunman confirmed on campus	<input type="button" value="LAUNCH"/>
 Crisis Team Conference Call Initiates a uConference	<input type="button" value="LAUNCH"/>
 Inclement Weather Closing General closing due to the weather	<input type="button" value="LAUNCH"/>

SCENARIO LAUNCHER: A THOUSAND SCENARIOS IN YOUR POCKET

You never know where you will be when an emergency strikes. Scenario Launcher makes it easy to respond wherever you happen to be.

The native mobile application for iPhone and Android allows Omnilert administrators to quickly initiate complex emergency responses directly from their smart phones.

In less than 5 seconds, you can:

- Log in securely
- Select one of your scenarios
- Initiate your pre-planned response

SPECIFICATIONS AND REQUIREMENTS

An Omnilert account with Scenario Manager active is required.

iOS

- iOS 7.1 and higher
- Apple Watch
- iPod
- iPhone 4, 5, 6 and 6 Plus
- iPad (generation 2 and newer)
- Requires internet connection

Android

- Android 4.4.4 and higher
- Android Phone
- Android Tablet (7" and 10" models)



Initiate a Scenario from Apple Watch

