

Assessment: G8 21st Century Skills Assessment. Post 08/16

District: Madison USD

Report Date: 7/01/16

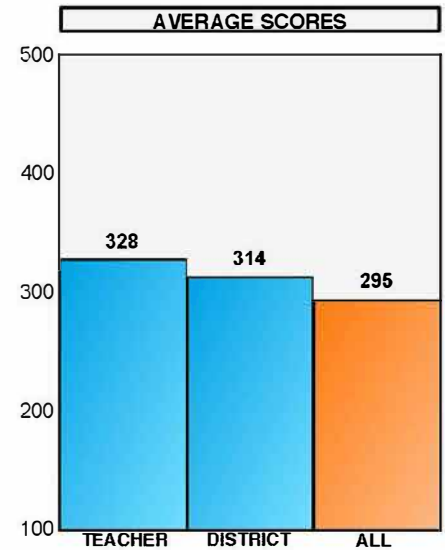
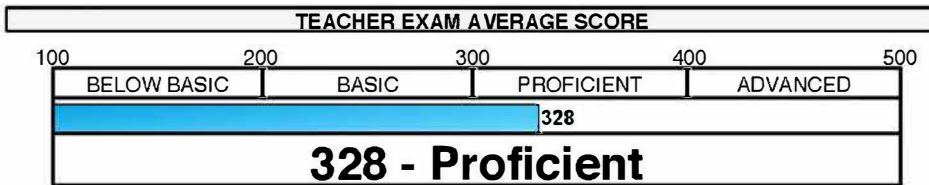
Testing Period: 5/06/16 - 7/01/16

Report Group: 21st Century Skills Assessment Spring 2016

**EXAM OVERALL**

Completions: **40**  
Scale Score Range: **213 - 450**

Scale Score Standard Error: **4.71**  
Scale Score Standard Deviation: **58.3**



STUDENTS PER PROFICIENCY LEVEL			
PROFICIENCY	STUDENTS		
	#	%	
Advanced	6	15 %	
Proficient	20	50 %	
Basic	14	35 %	
Below Basic	0	0 %	

COURSE DETAIL RESULTS										
#	COURSE	COMP	AVG MIN.	100	200	300	400	500	SCORE	LEVEL
1	Mrs. Adams - 1st Period	25	38						334	Proficient
2	Mrs. Adams - 3rd Period	15	42						318	Proficient

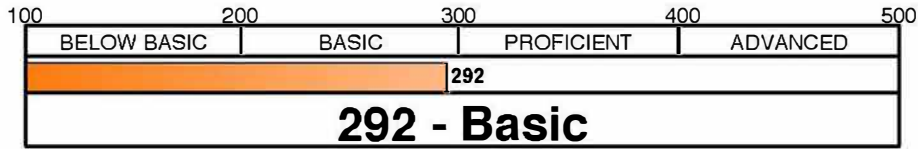
**EXAM SKILL MODULES: SUMMARY**

Segments are sized according to % of students at each proficiency level  
# of students at each proficiency level

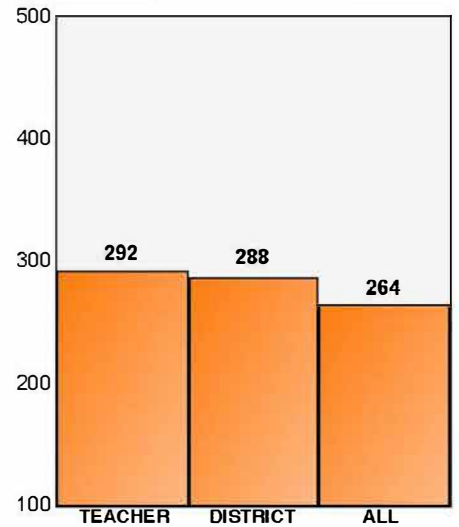


Skill Module	Proficiency Levels			AVERAGE SCORES		
	B	P	A	TEACHER	DISTRICT	ALL
Creativity and Innovation	B: 18	P: 19	A: 3	292	288	264
Communication and Collaboration	BB: 2	B: 17	P: 15	306	306	289
Research and Information Fluency	B: 19	P: 16	A: 5	318	296	282
Critical Thinking, Problem Solving and Decision Making	B: 15	P: 17	A: 8	316	300	274
Digital Citizenship	B: 9	P: 19	A: 12	349	330	310
Technology Operations and Concepts	B: 15	P: 8	A: 17	345	321	298

**SKILL MODULE AVERAGE**



**AVERAGE SCORES**



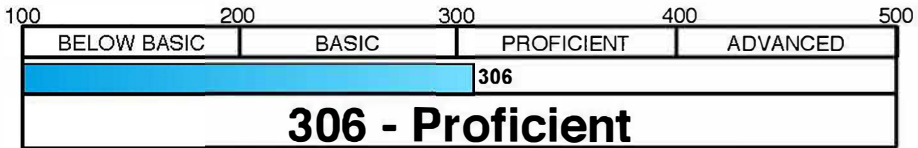
**SCORE DISTRIBUTION PER PROFICIENCY LEVEL**

PROFICIENCY	STUDENTS	
	#	%
Advanced	3	8 %
Proficient	19	48 %
Basic	18	45 %
Below Basic	0	0 %

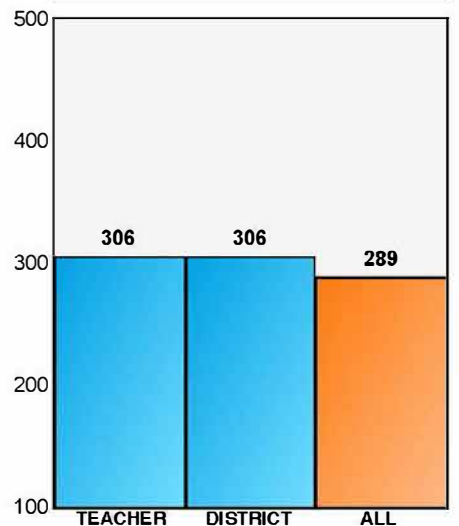
**CLASS DETAIL RESULTS: CREATIVITY AND INNOVATION**

#	COURSE	COMP	SCORE					LEVEL	
			100	200	300	400	500		
1	Mrs. Adams - 1st Period	25						297	Basic
2	Mrs. Adams - 3rd Period	15						285	Basic

**SKILL MODULE AVERAGE**



**AVERAGE SCORES**



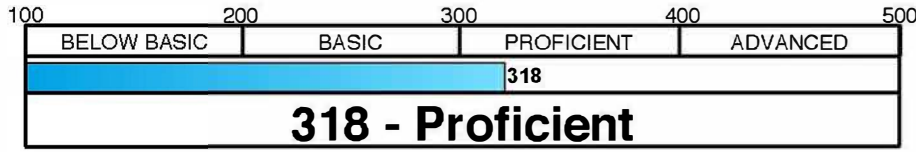
**SCORE DISTRIBUTION PER PROFICIENCY LEVEL**

PROFICIENCY	STUDENTS	
	#	%
Advanced	6	15 %
Proficient	15	38 %
Basic	17	43 %
Below Basic	2	5 %

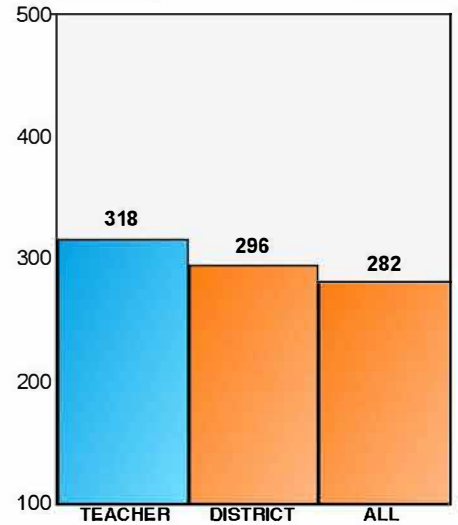
**CLASS DETAIL RESULTS: COMMUNICATION AND COLLABORATION**

#	COURSE	COMP	SCORE					LEVEL	
			100	200	300	400	500		
1	Mrs. Adams - 1st Period	25						307	Proficient
2	Mrs. Adams - 3rd Period	15						304	Proficient

**SKILL MODULE AVERAGE**



**AVERAGE SCORES**



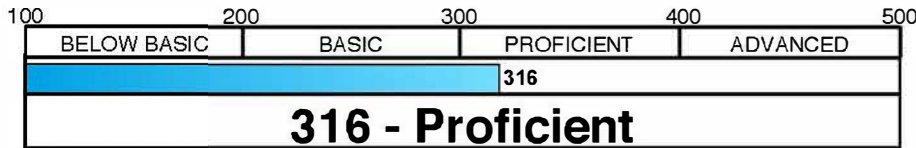
**SCORE DISTRIBUTION PER PROFICIENCY LEVEL**

PROFICIENCY	STUDENTS	
	#	%
Advanced	5	13 %
Proficient	16	40 %
Basic	19	48 %
Below Basic	0	0 %

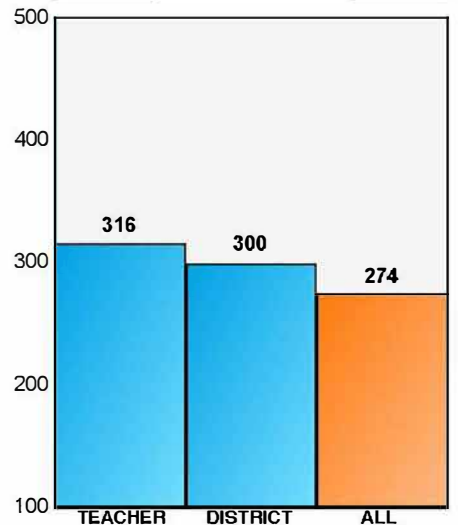
**CLASS DETAIL RESULTS: RESEARCH AND INFORMATION FLUENCY**

#	COURSE	COMP	SCORE					LEVEL	
			100	200	300	400	500		
1	Mrs. Adams - 1st Period	25	[Bar chart showing score distribution]					324	Proficient
2	Mrs. Adams - 3rd Period	15	[Bar chart showing score distribution]					308	Proficient

**SKILL MODULE AVERAGE**



**AVERAGE SCORES**



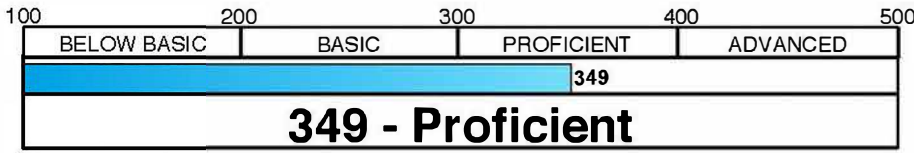
**SCORE DISTRIBUTION PER PROFICIENCY LEVEL**

PROFICIENCY	STUDENTS	
	#	%
Advanced	8	20 %
Proficient	17	43 %
Basic	15	38 %
Below Basic	0	0 %

**CLASS DETAIL RESULTS: CRITICAL THINKING, PROBLEM SOLVING AND DECISION MAKING**

#	COURSE	COMP	SCORE					LEVEL	
			100	200	300	400	500		
1	Mrs. Adams - 1st Period	25	[Bar chart showing score distribution]					321	Proficient
2	Mrs. Adams - 3rd Period	15	[Bar chart showing score distribution]					307	Proficient

**SKILL MODULE AVERAGE**

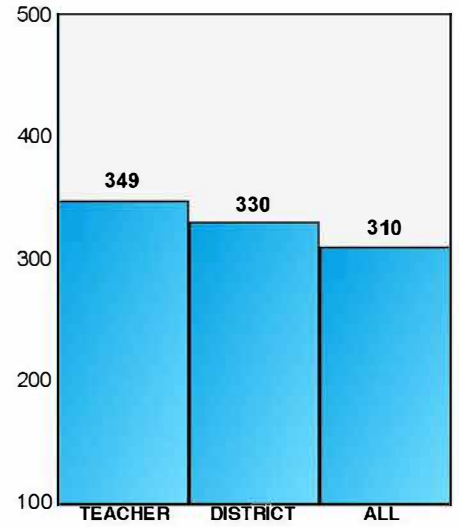


**349 - Proficient**

**SCORE DISTRIBUTION PER PROFICIENCY LEVEL**

PROFICIENCY	STUDENTS	
	#	%
Advanced	12	30 %
Proficient	19	48 %
Basic	9	23 %
Below Basic	0	0 %

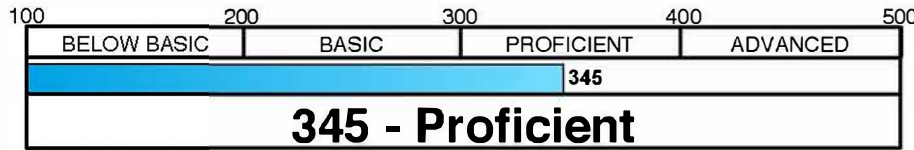
**AVERAGE SCORES**



**CLASS DETAIL RESULTS: DIGITAL CITIZENSHIP**

#	COURSE	COMP	SCORE					LEVEL	
			100	200	300	400	500		
1	Mrs. Adams - 1st Period	25	[Bar chart showing score distribution]					354	Proficient
2	Mrs. Adams - 3rd Period	15	[Bar chart showing score distribution]					339	Proficient

**SKILL MODULE AVERAGE**

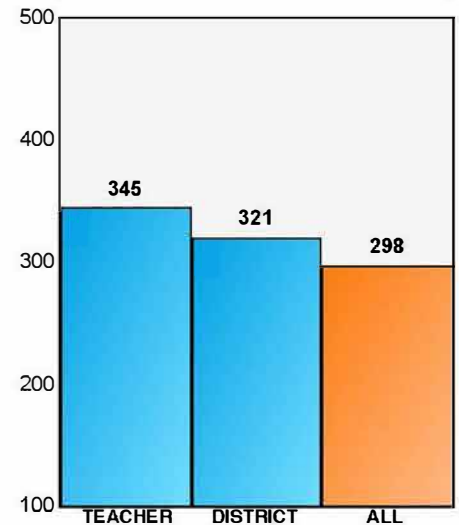


**345 - Proficient**

**SCORE DISTRIBUTION PER PROFICIENCY LEVEL**

PROFICIENCY	STUDENTS	
	#	%
Advanced	17	43 %
Proficient	8	20 %
Basic	15	38 %
Below Basic	0	0 %

**AVERAGE SCORES**



**CLASS DETAIL RESULTS: TECHNOLOGY OPERATIONS AND CONCEPTS**

#	COURSE	COMP	SCORE					LEVEL	
			100	200	300	400	500		
1	Mrs. Adams - 1st Period	25	[Bar chart showing score distribution]					354	Proficient
2	Mrs. Adams - 3rd Period	15	[Bar chart showing score distribution]					330	Proficient