Xmatrx® ELITE

eXACT™ Temperature Control on Every Slide

LIMS Enabled System

Liquid Level Sensor for Accurate Reagent Dispensing

Barcode Enabled Platform Technology

On-board Dewaxing, Antigen Retrieval and Rehydration

Reaction Micro-chamber with Microfludics

© 2018 BioGenex Laboratories, Inc. All Rights Reserved Doc. No. 907-4087.0 Rev. E

Contact Information:

USA: 49026 Milmont Drive, Fremont, CA 94538, USA

India: APIIC SEZ, Adibatla, R.R.Dist. 501510, Telangana, India

China: Unit 511B, 5F Front Hall, Shanghai Exhibition Center, Shanghai 200041, PRC, China

Customer service - US: customerservice@biogenex.com
Customer service - India: indiacs@biogenex.com
Customer service - Global: internationalcs@biogenex.com
Instrument support: instrument.care@biogenex.com
Reagent support : reagentsupport@biogenex.com

For US
T: +1-800-421-4149
F: +1-510-824-1490

For India
T: +91-9100032862
T: +91-6309448856

For China
T: +86-21-2220-6680
F: +86-21-2220-6679

For outside US, India, and China
T: +91-7702301043

www.biogenex.com

BioGenex
Accelerating the pace of precision medicine

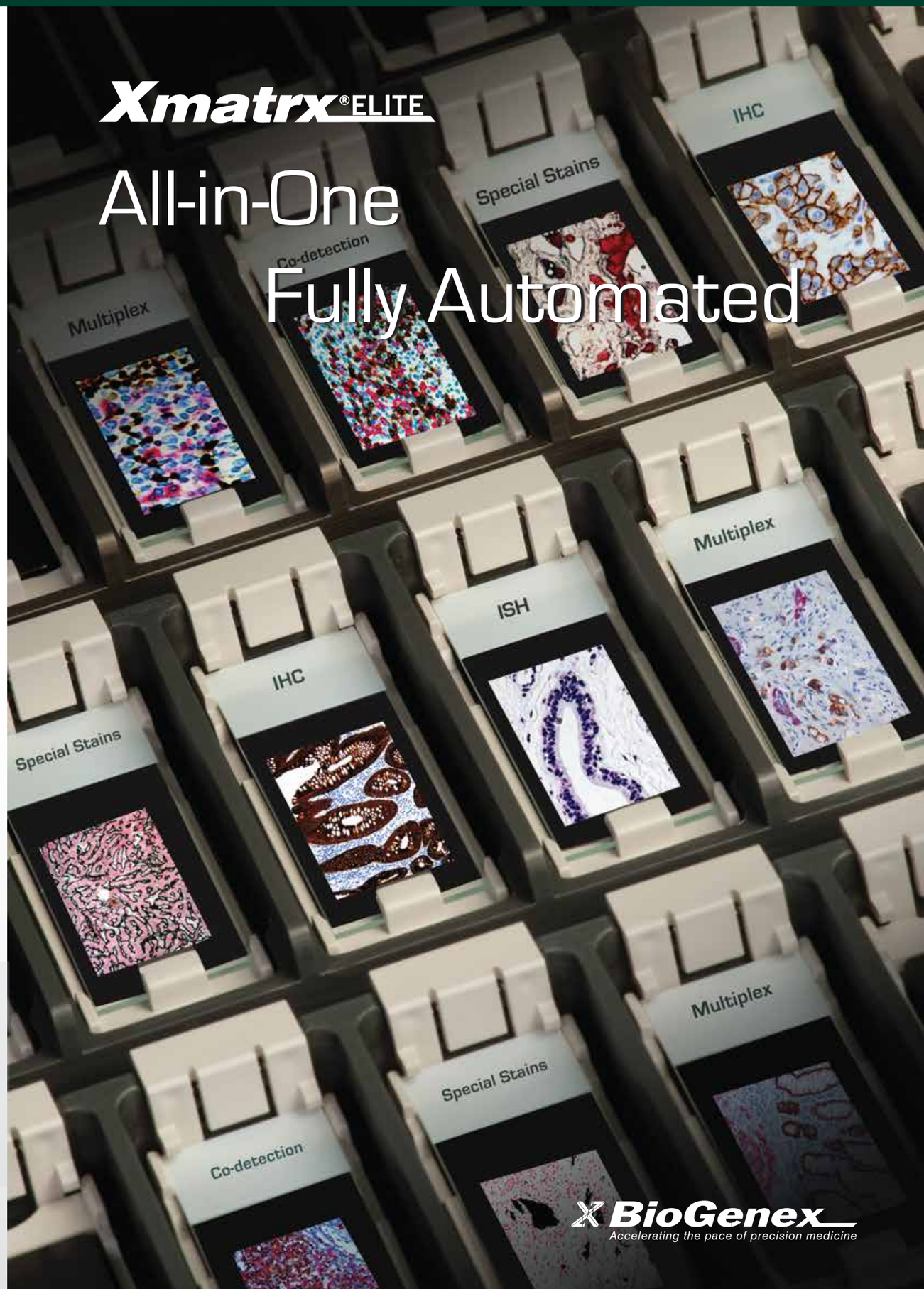

All-In-One Fully Automated System for IHC, ISH, SS and Multiplex Stains

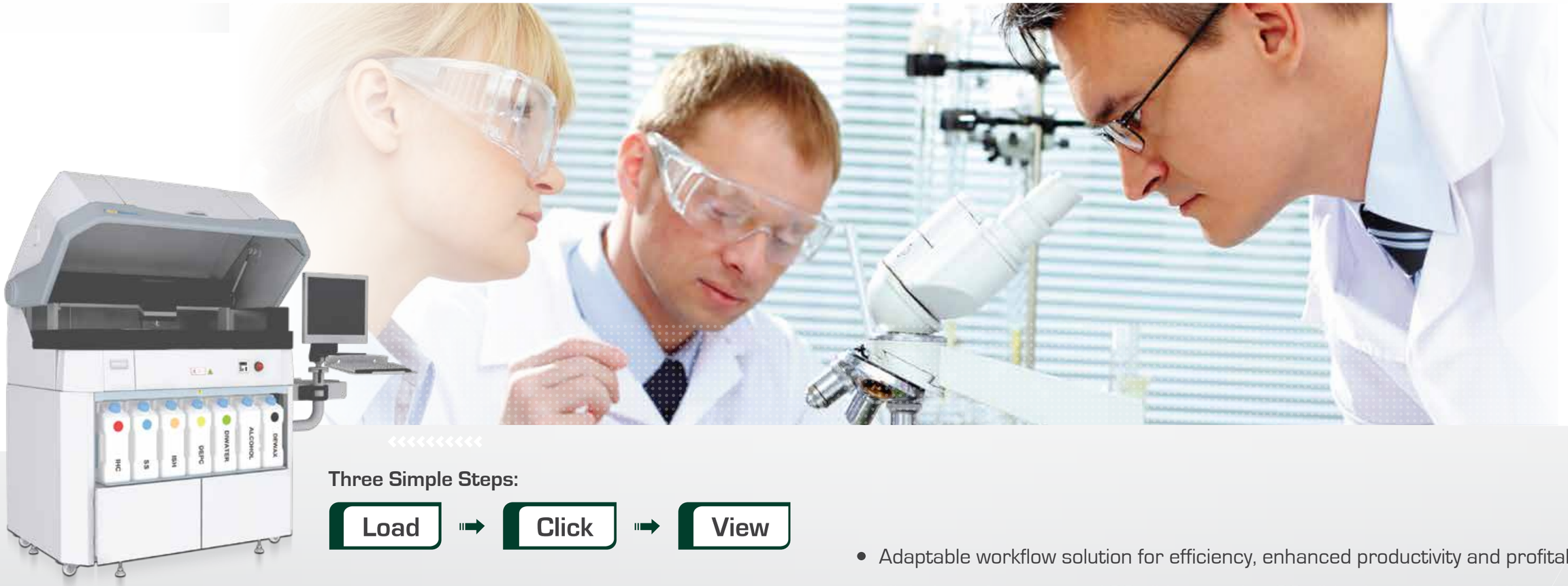

Three Simple Steps:

Load ➡ Click ➡ View

Xmatrx® ELITE

The most advanced fully automated system for IHC, ISH, SS Co-detection, and multiplexing

- **All-in-one IHC, ISH, SS and Multiplex Stains**
- **FISH***

- Adaptable workflow solution for efficiency, enhanced productivity and profitability
- High throughput - up to 100 slides per day, 60 slides in eight hour shift, and 40 slides in a delayed overnight run
- Multi slide processing options: Random access, STAT, and Continuous mode for uninterrupted runs
- Multi-format specimen processing: Frozen, FFPE, Cell Preparations, Smears and FNAs
- More than 400+ optimized, pre-loaded factory protocols and ability to include 200 user-defined protocols
- Simultaneous operation of 40 different protocols in a single run
- LIMS - enabled data tracking and management*
- Accurate reagent usage tracking for inventory management

*Optional Software for Research Use Only (US Only)

*optional

All-In-One Fully Automated System for IHC, ISH, SS and Multiplex Stains

IHC

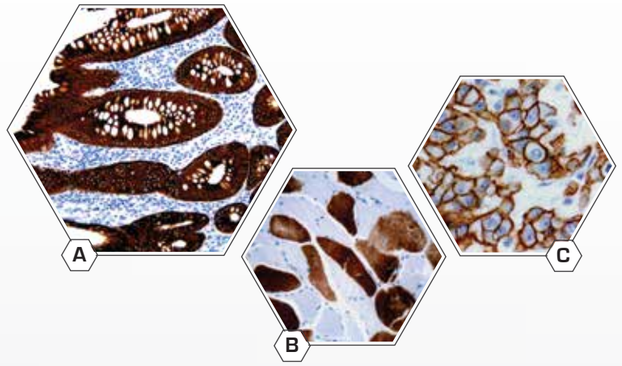

A. Anti-CK18
B. Anti-Myosin
C. Anti-HER2

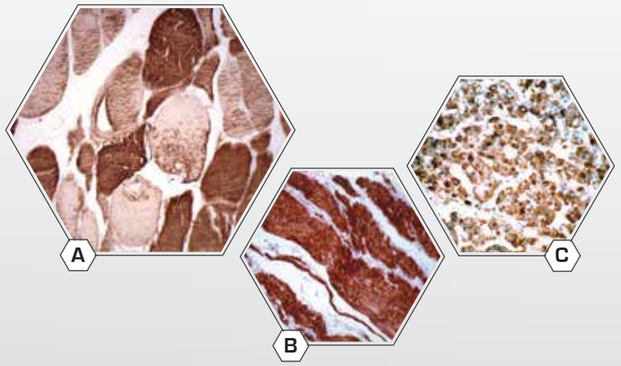

A. Actin, Muscle-Specific
B. Actin, Smooth Muscle
C. ACTH

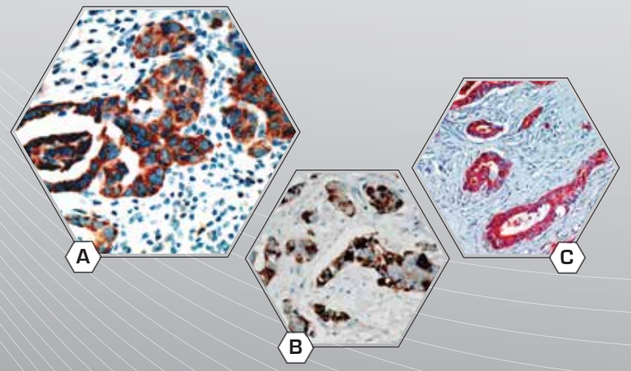

A. Bcl-x
B. Anti-GCDFP-15
C. Carcinoembryonic Antigen (CEA)

Special Stains

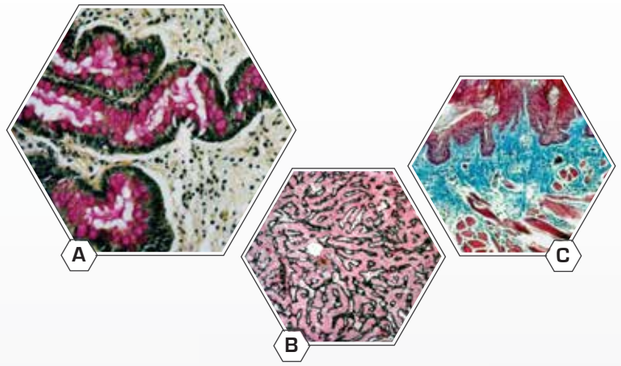

A. Mucicarmine in Intestine
B. Reticulin-Nuclear Fast Red
C. Masson's Trichrome in Skin

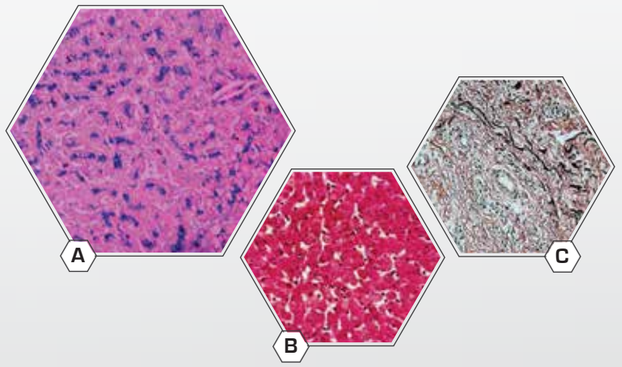

A. Iron Stain
B. PAS in Liver
C. Elastin in Skin

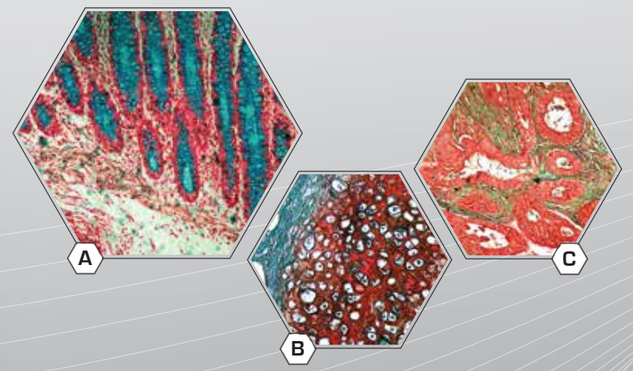

A. Alcian Blue-Nuclear Fast Red-Intestine
B. Safranin O Staining in Cartilage
C. Gomoris Green in Intestine

All-In-One Fully Automated System for IHC, ISH, SS and Multiplex Stains

Multiplex Stains

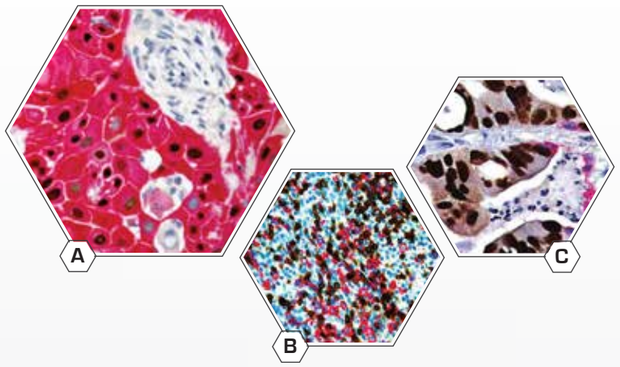

A. SCC - anti-p63 + anti-CK5
B. Tonsil - anti-CD3 + anti-CD20
C. Metastatic Carcinoma in Lung - anti CDX2 + anti-CK7

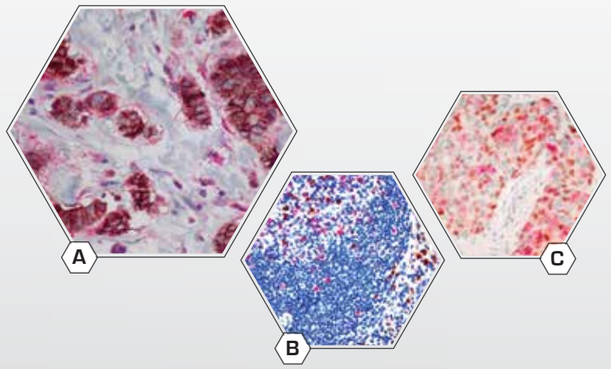

A. E-Cadherin + p120 Catenin
B. Ki67 + Lambda
C. CD10+Cyclin D1

FISH*

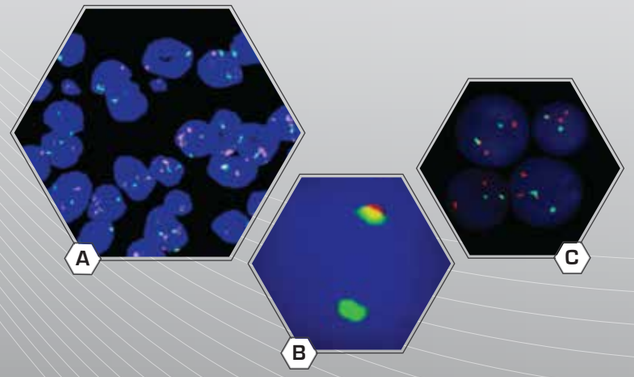

A. FISH EGFR
B. FISH Break apart ALK
C. FISH HER2

*Optional software for research use only (US only)

ISH

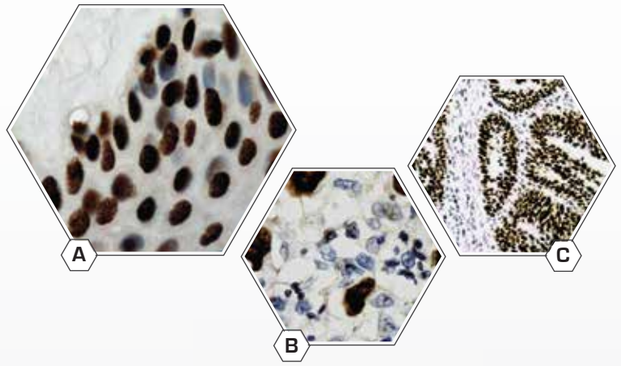

A. Alu II Probe
B. EBV-encoded RNA Probe
C. Retinoblastoma (RB) Probe

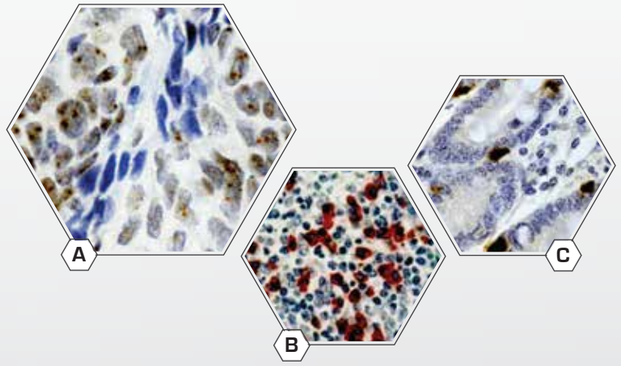

A. HPV 16&18
B. Kappa Probe
C. Cyclin D1 Probe

System Specifications

Parameters	Xmatrx® Elite
Automation	Full (baking through coverslip)
Slide capacity	40 slides
Reagent capacity	49 reagent vials
Reagent vial capacity	16 mL and 5 mL
Bulk reagent carboy & capacity	7 x 4 L
Waste container & capacity	2 x 4 L
Slide sensing	Barcode
Reagnet sensing	Barcode
Reagnet dispense volumes	10-850 µL
Reagnet dispenser	Pipette tips

Parameters	Xmatrx® Elite
Slide temperature range	25-105 °C
Configuration	Free standing
Protocols	Preloaded >400 protocols
LIMS Integration	Enabled
Operating temperature	15-30 °C
Operating humidity	15%-55% RH
Operating voltage	115/230 V AC, 60/50 Hz, 900 W
Dimensions (D/W/H)	29" x 66" x 59"
Weight	400 lb/182 Kg