

New

Xmatrix[®]ULTRA

Next Generation Fully Automated Staining System



All-in-One All-at-Once
IHC, ISH, SS, Multiplex Stains
Touch Screen
High Throughput
Easy Waste Disposal

*Expected Release: End of 2016


BioGenex
Accelerating the pace of precision medicine

Xmatrix[®]ULTRA

Next Generation Fully Automated Staining System



40 Independent Thermal-Cyclable Modules



Touch Screen Monitor



RFID and Barcode Enabled Technology

eXACT™ Temperature Control on Every Slide

Removable Reagents Rack (42 Vials)


Waste Disposal System




Robotic Head

Touch Screen Monitor


Reagent Carboys and Tip Disposal Box



Reaction Micro-chamber with Micro-fluidics



Liquid Level Sensor and Reagent Dispensing System



On-board Dehydration and Final Coverslip

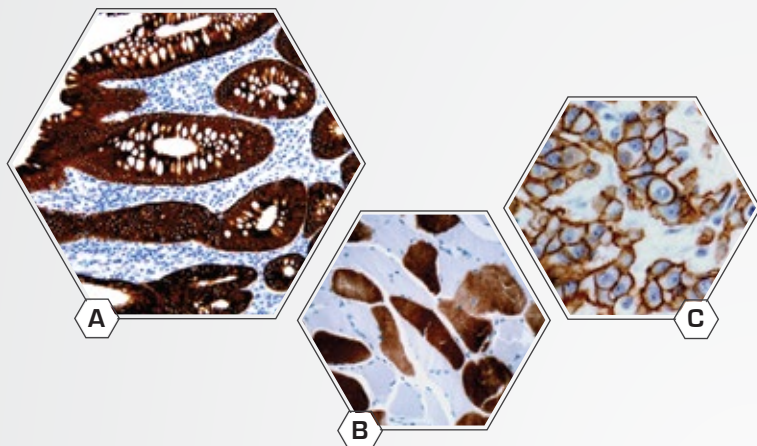
Features & Benefits

- Next generation fully-automated slide staining system
- All-in-One All-at-Once - IHC, ISH, SS, Multiplex and Co-detection
- Innovative, elegant and compact aesthetics to suit your lab space
- BioGenex's proprietary cover slip mechanism
- Easy waste disposal system
- Intelligent SMS system
- High throughput - 100 slides per day, 60 slides in an eight hour shift, and 40 slides in a delayed overnight run
- Auto-Dab enabled - On-board automated mixing of chromogen and buffer
- Carboy Indication Panel clearly depicts remaining, required and add-on volume in each carboy
- Color coded GUI with real time assay parameters
- LIMS enabled for digital data tracking and management*

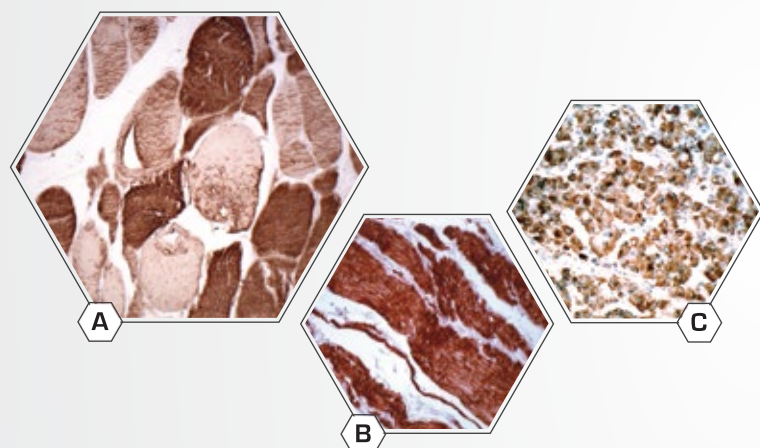


*Optional

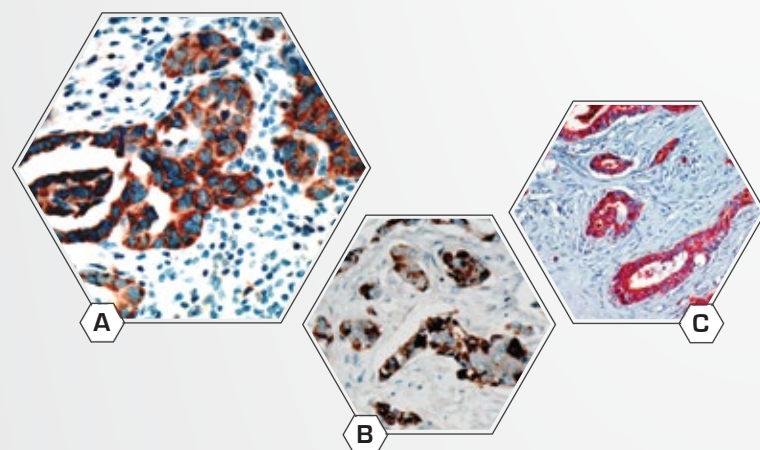
IHC



- A. Anti-CK18
- B. Anti-Myosin
- C. Anti-HER2

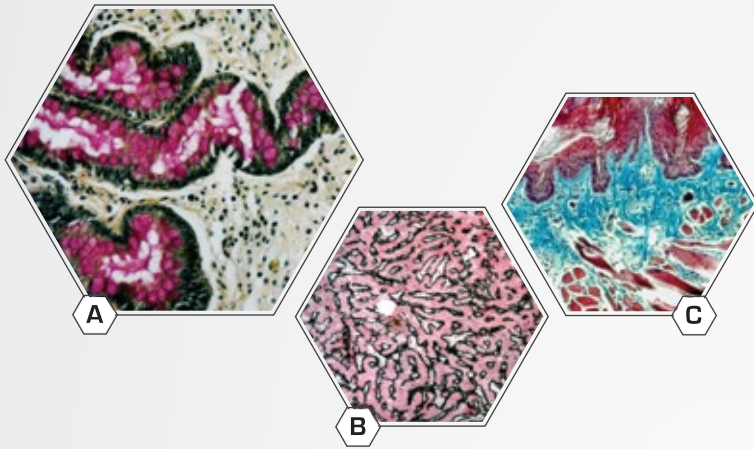


- A. Actin, Muscle-Specific
- B. Actin, Smooth Muscle
- C. ACTH

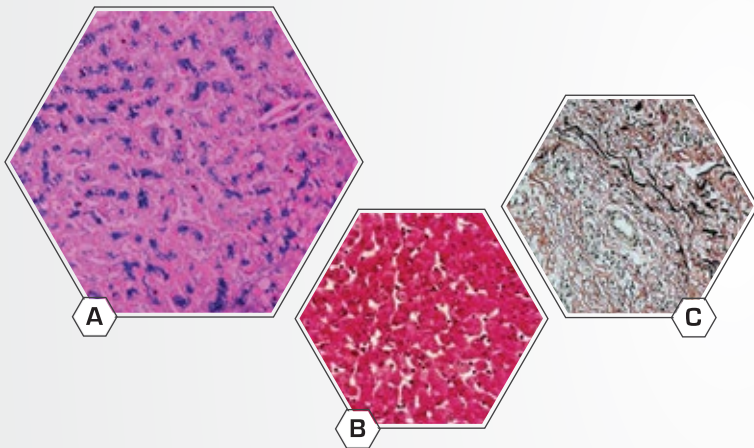


- A. Bcl-x
- B. Anti-GCDFP-15
- C. Carcinoembryonic Antigen (CEA)

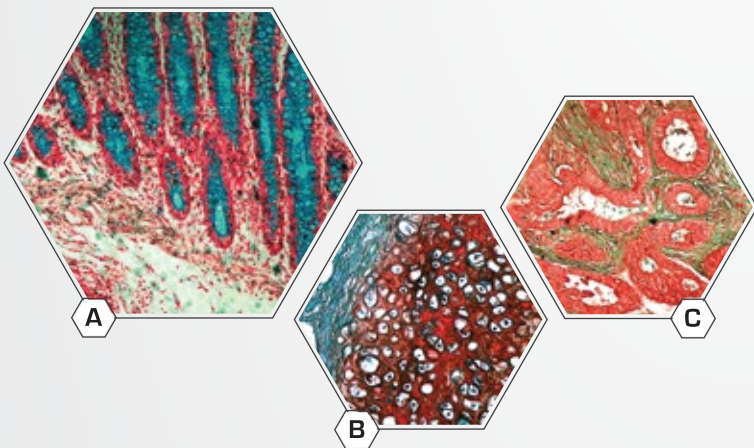
Special Stains



- A. Mucicarmine in Intestine
- B. Reticulin-Nuclear Fast Red
- C. Masson's Trichrome in Skin

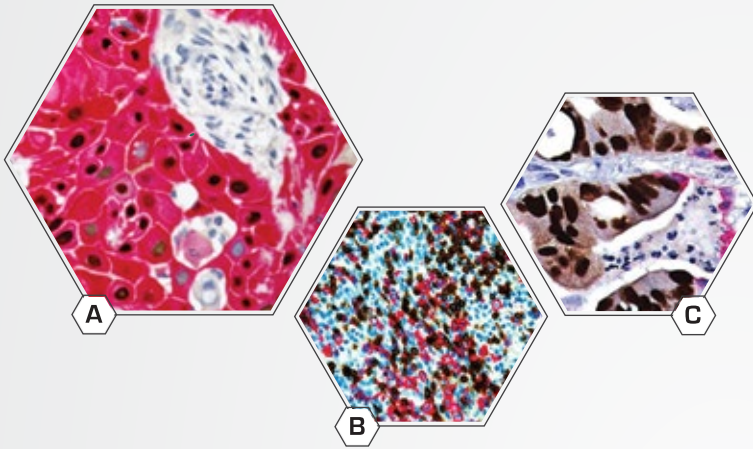


- A. Iron Stain
- B. PAS in Liver
- C. Elastin in Skin

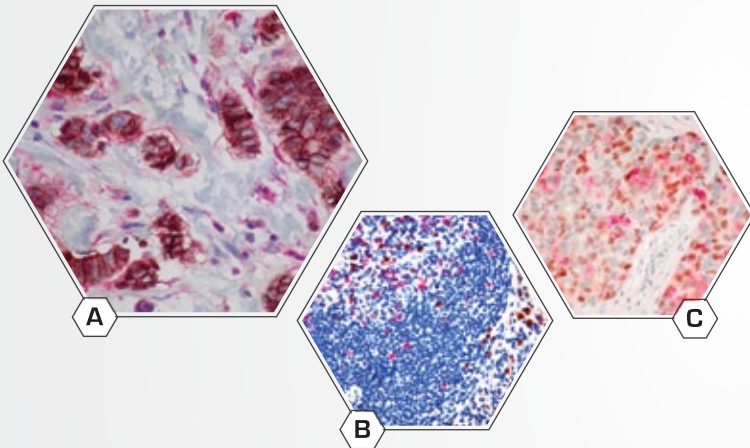


- A. Alcian Blue-Nuclear Fast Red-Intestine
- B. Safranin O Staining in Cartilage
- C. Gomoris Green in Intestine

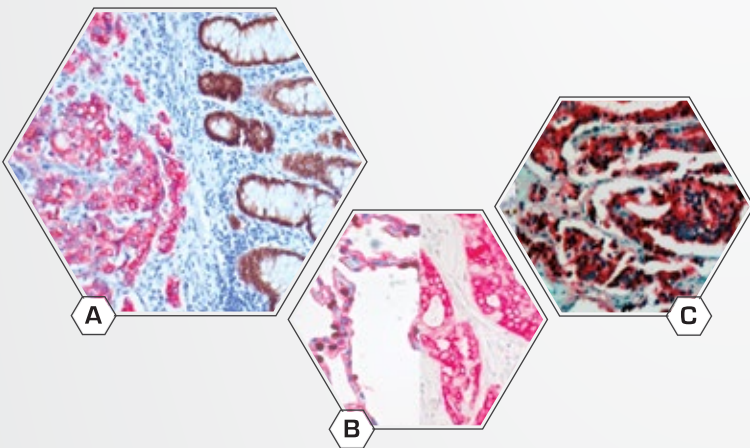
Multiplex Stains



- A. SCC - anti-p63 + anti-CK5
- B. Tonsil - anti-CD3 + anti-CD20
- C. Metastatic Carcinoma in Lung - anti-CDX2 + anti-CK7

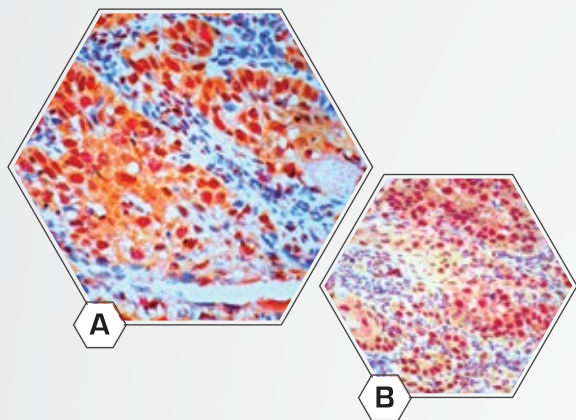


- A. E-Cadherin + p120 Catenin
- B. Ki67 + Lambda
- C. CD10 + Cyclin D1



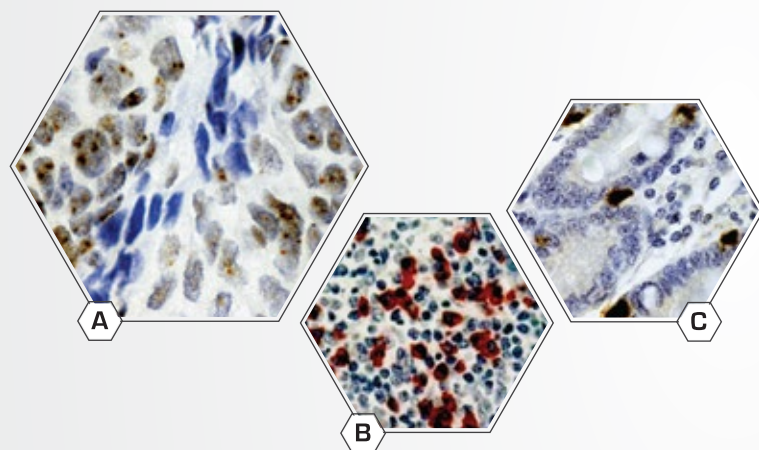
- A. anti-CDX-2 + anti-CK20 + anti-CK7
- B. anti-TTF-1 + anti-CK20 + anti-CK7
- C. PIN4 (p63+CK HMW+p504S)

Co-detection of IHC & ISH (miRNA)



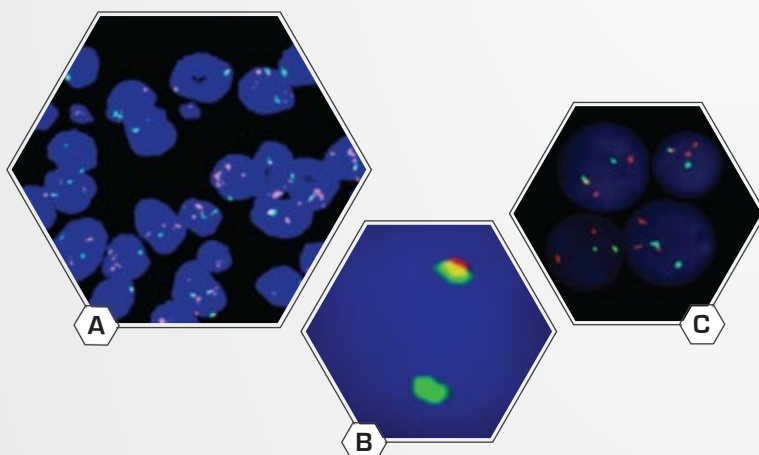
- A. miR-146a + Anti-ki67
- B. miR-146a + Anti-p53

ISH



- A. HPV 16&18
- B. Kappa Probe
- C. Cyclin D1 Probe

FISH^{*}



- A. FISH EGFR
- B. FISH Break Apart ALK
- C. FISH HER2

*Optional Software for Research Use Only (US Only)

Time to think for Next-Gen Automated Staining System

Xmatrix[®]MINI



Hybridization and Thermal Cycling

Xmatrix[®]NANO



Manual Micro-reagent
Dispensing for Cost Saving

Xmatrix[®]ULTRA



Fully Automated Processing



Contact Information:

USA: 49026 Milmont Drive, Fremont, CA 94538, USA

India: SEZ Unit, Plot No.4, APIIC SEZ for Aerospace & Precision Engineering
Adibatla, R. R. Dist. - 501510, Telangana State, India

China: Unit 511B, 5F Front Hall, Shanghai Exhibition Center
No.1000 Middle Yan An Road, Shanghai 200041, PRC, China

Italy: Via Savoldini, n.73, 24057, Martinengo, Bergamo, Italy

T: +1-800-421-4149
F: +1-510-824-1490

T: +91-40-27185500
F: +91-40-27185511/21

T: +86-21-2220-6680
F: +86-21-2220-6679

T: +39-036-398-6463



www.biogenex.com

e-mail: customer.service@biogenex.com

Contact Technical Support at: support@biogenex.com for Regulatory claims