

FUND PROFILE AND STRATEGY:

The Emperor IP Momentum Equity Fund follows a quantitative momentum strategy, investing in the top 180 most liquid shares of the JSE, measured in terms of average weekly trading volumes. The strategy is designed to provide the maximum returns obtainable from a pure equities investment at the lowest risk possible. A minimum exposure of 80% to SA equities will be maintained at all times, and a maximum of around 95%.

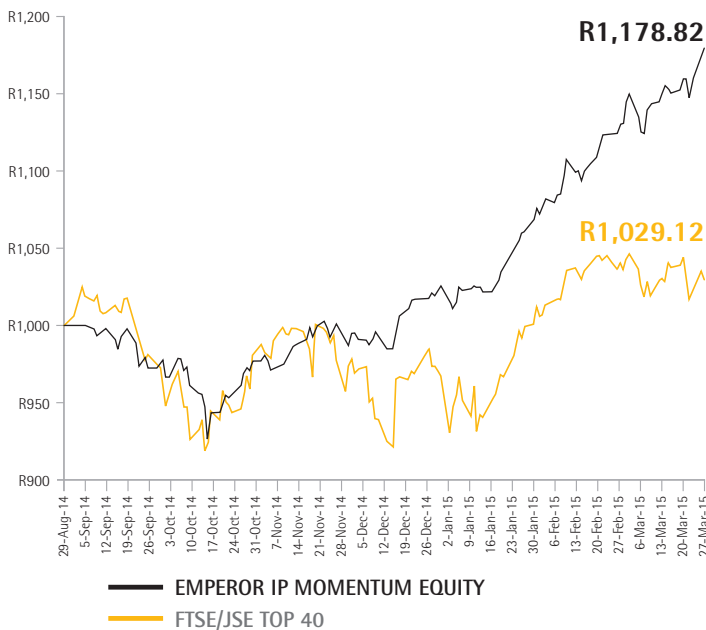
A unique characteristic of this pure momentum strategy style is the aggressive and defensive components which dynamically change exposure between aggressive and defensive depending on whether we are expecting bull or bear markets.

WHO SHOULD INVEST?

This fund is suitable for investors who are looking for outperformance relative to the FTSE/JSE Top 40 Total Return Index and want long-term capital growth. The fund offers strategy diversification from traditional investment styles.

TOTAL RETURN INDEX

Value of a R1000 initial investment at inception



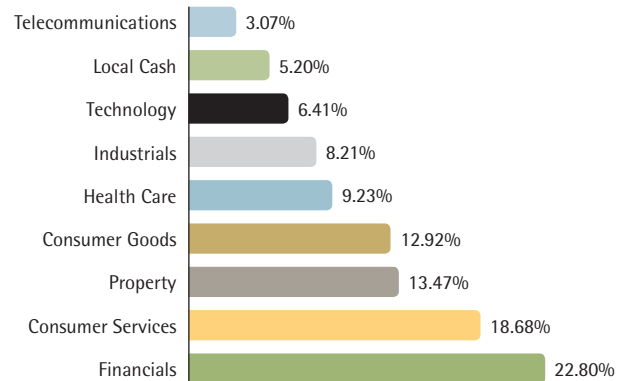
FUND FACTS

Inception:	September 2014
Fund Classification:	South African Equities (General)
Fund Strategy:	Momentum only equity strategy
Benchmark:	FTSE/JSE Top 40 Total Return Index
Portfolio Size:	R6,136,488
Fund Managers:	Tom de Lange and TC van der Walt
Management Fee:	1.5% or 0%*
Performance Fee:	20%**
TER Ratio:	N/A
Investment Minimum:	R10 000 lump sum or R1 000 debit order
Income Distribution:	Annually (March)
Risk Profile:	8/10 Aggressive

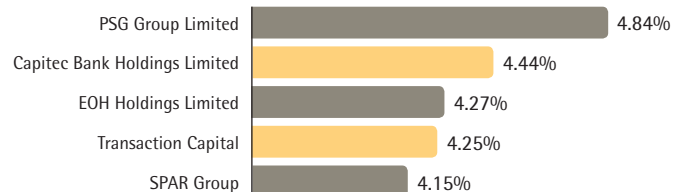


TER Ratio: The Total Expense Ratio (TER) for this portfolio/class of participatory interest cannot be accurately determined. The TER of this class of participatory interest/portfolio will be higher than the quoted service charge of the manager.

NORMALISED PORTFOLIO SECTOR WEIGHTS (%)



NORMALISED TOP 5 HOLDINGS (%)



FUND PERFORMANCE

PERFORMANCE TABLE

TOTAL RETURN	EMPEROR IP MOMENTUM EQUITY FUND	FTSE/JSE TOP 40
This Month	4.91%	(1.53)%
Last 6 Months	20.82%	5.66%
YTD	15.64%	5.65%
Since Inception	17.88%	2.91%

PERFORMANCE & RISK RATIOS

PERFORMANCE RATIOS	EMPEROR IP MOMENTUM EQUITY FUND	FTSE/JSE TOP 40
Alpha (% pm)	2.08%	0.00%
Beta	0.76	1.00
Upside Capture	128.05%	100.00%
Downside Capture	(139.18)%	100.00%

RISK RATIOS

RISK RATIOS	EMPEROR IP MOMENTUM EQUITY FUND	FTSE/JSE TOP 40
Annualised Std Deviation	10.00%	8.50%
Annual Downside Std Dev	2.98%	3.32%
Relative Volatility Risk	117.61%	100.00%
Downside Volatility Risk	89.61%	100.00%

EMPEROR IP MOMENTUM EQUITY FUND

FACTSHEET MARCH 2015

HISTORIC MONTHLY RETURNS

YEAR	JAN	FEB	MAR	APR	MAY	JUN	JUL	AUG	SEP	OCT	NOV	DEC	CUMULATIVE
2014									(2.43)%	0.15%	2.49%	1.79%	1.94%
2015	4.13%	5.85%	4.91%										15.64%

MANAGEMENT TEAM

TOM DE LANGE - CFA Charter holder B. Eng (Hons)

Tom de Lange, CIO of Emperor Asset Management, holds a degree in Metallurgical Engineering. Tom has been an active investor on the JSE since 1981. Over the past 25 years he has averaged a compound annual return of 26%, while over the last 15 years his return stands at 31%. He has extensive experience in various instruments, including shares, warrants, futures, spread trading and CFDs. Over the years Tom has developed several quantitative models and indicators that form the core of his investment strategies. These, combined with his vast computer programming experience and risk simulation knowledge have enabled him to design a truly unique investment system.

TC VAN DER WALT - BSC: Actuarial and Financial Mathematics (UP)

TC completed his BSc. Actuarial Science degree from the University of Pretoria. He started his career as a currency and commodities trader and later joined Emperor Asset Management in July 2010 as a Fund/Portfolio Manager. TC administrates and co-manages all of Emperor Asset Management's segregated portfolios and the Emperor Asset Management Momentum Long/Short Hedge Fund Strategy with Tom de Lange.

DISCLOSURES

Unit trusts should be considered a medium to long-term investment. The value of units may go down as well as up. Past performance is not necessarily an indication of future performance. Unit trusts are traded at ruling prices and can engage in scrip lending and borrowing. Fluctuations or movements in exchange rates may cause the value of underlying investments to go up or down. Instructions must reach the Management Company before 2pm to ensure same day value. Fund valuations take place at approximately 15h00 each business day and forward pricing is used. Performance figures are quoted after the deduction of all costs incurred within the fund. The TER is calculated as a percentage of the average NAV of the portfolio incurred as charges, levies and fees in the management of the portfolio for a rolling 12-month period. A higher TER ratio does not necessarily imply a poor return nor does a low TER imply a good return. The current disclosed TER cannot be regarded as an indication of future TER's, a schedule of fees and charges and maximum commissions is available on request from the manager. The manager does not provide any guarantee either with respect to the capital or the return of the unit trust. IP Management Company is an authorised manager of a Collective Investment Scheme in Securities under CISA.

- * The annual management fee rate is calculated daily by comparing the Fund's total performance over a rolling 24-month period, to that of the benchmark, adjusted for Fund expenses and cash flows.
- ** Emperor Asset Management shares in approximately 20% of annualised performance by comparing the Fund's total performance over a rolling 24-month period, to that of the benchmark, adjusted for Fund expenses and cash flows. Thus, for each percentage of the two-year total performance above or below the Benchmark, we add or deduct 0.1% subject to the minimum limit of 0%. Fees are accrued daily. For further information regarding our fee structure please contact us.

This document is for information purposes only and does not constitute or form part of any offer to issue or sell, or any solicitation of any offer to subscribe for or purchase any particular investment. Opinions expressed in this document may be changed without notice at any time after publication. We therefore disclaim any liability for any loss, liability, damage (whether direct or consequential) or expense of any nature whatsoever which may be suffered as a result of or which may be attributable, directly or indirectly, to the use of or reliance upon the information. The value of participatory interests may go down as well as up and past performance is not necessarily a guide to the future. Emperor Asset Management is an authorised Financial Services Provider FSP 44978. This information is factually correct as at March 2015.

OFFICES



EMPEROR ASSET MANAGEMENT (PTY) LTD An Authorised Financial Services Provider. FSP 44978

Directors:
Charles Savage (CEO)
Gary van Dyk (CFO)

Physical address:
Block B, The Offices of Hyde Park
Strouthos Place (off 2nd Rd)
Hyde Park, 2196

Postal address:
Postnet Suite 247
Private Bag X1
Melrose Arch, 2076

Contact:
Tel: 087 940 6121
Fax: 011 214 8028
Email: info@emperor.co.za



IP MANAGEMENT COMPANY (PTY) LTD IP Management Company is a member of the Association for Savings & Investment SA (ASISA).

Physical address:
3rd Floor Letterstedt House
Newlands-on-Main
Newlands, 7700

Postal address:
PO Box 23271
Claremont
7735

Contact:
Tel: 021 671 1650
Fax: 086 557 4848
Email: clientservices@ipmc.co.za
Trustees: Compliance-IP@standardbank.co.za