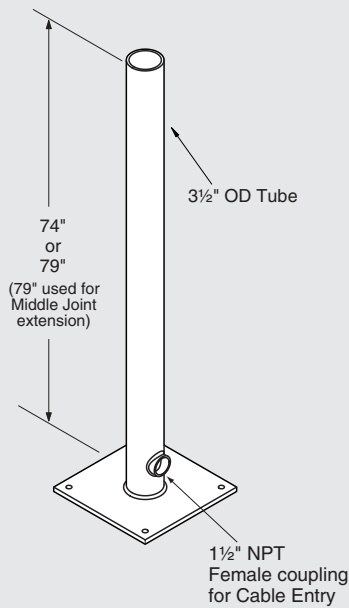


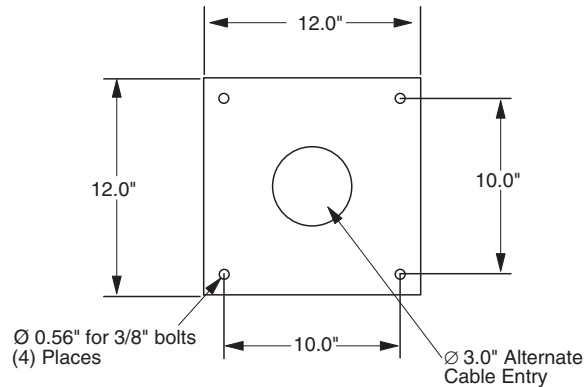
Vertica™ Pendant Arms

Vertica Options

Floorpost



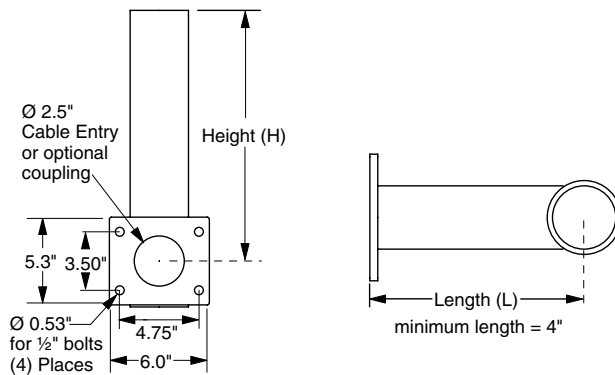
For use with a post top mount Vertica arm, the floorpost is a very popular method of mounting an arm when a structural surface is not available. The 74" post is for Vertica arms and the 79" post is for Vertica arms with a middle joint extension. Fabricated from heavy wall 3 1/2" structural tube welded to a 12" x 12" x 3/8" thick baseplate. A 1 1/2" female NPT coupling near the base for cable entry, additional couplings can be specified or located differently.



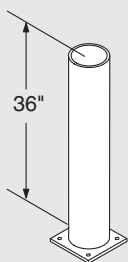
Machine Base Post



The machine base post attaches to a machine frame and extends the post out a distance "L" as needed for clearance.



Short Post



The short post is generally used for mounting a post top Vertica arm to a machine frame. The short post features a small 5" x 5" footprint with cable passageway through the center of the plate. The 36" post can be cut to length by the customer or ordered precut.

