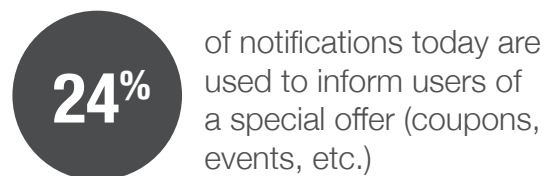
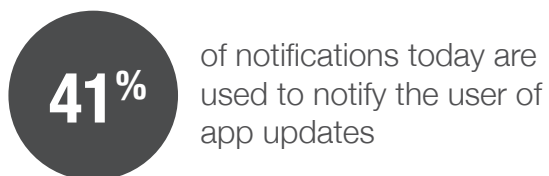




BEST PRACTICES FOR RETAIL **PUSH NOTIFICATIONS**



SCHEDULING

YOUR PUSH NOTIFICATIONS

LENGTH

PAY CLOSE ATTENTION TO THE CHARACTER RESTRICTIONS:

Keep the title under 40 characters and message under 100.
This avoids the risk of the message getting cut off from view!

Tip: Industry reports show that push notifications with 10 or fewer words have the highest CTRs.

TIMING

RESPECT YOUR USER-BASE'S SLEEP SCHEDULE!

Honor the recipient's time zone by incorporating local push timing.

Tip: Customizing delivery time based on user preference results in an average conversion uplift of 384%.

Be mindful of the day and times of the year. Holiday's and other gift-giving seasons are great opportunities for push notifications.

Tip: Industry reports show that push notifications sent on weekdays have a 65% higher CTR than those sent on weekends.

RELEVANCE

RELEVANT ACTION

Select an Action Type that is most relevant to the notification.

Stay relevant - expire your push notifications accordingly.

TARGETING

TARGET YOUR AUDIENCE.

Geo-Fence Targeting allows you to send notifications specific to a user's location and supplying them with relevant information.

Tip: Sending notifications between 12pm and 5pm produces the highest CTR.

DRIVING ENGAGEMENT

FOR YOUR PUSH NOTIFICATIONS

COUPONS

ALERT USERS OF PROMOTIONS, COUPONS, EVENTS, AND OTHER OFFERS.

Tip: Experiment with emojis! One of our clients experienced an 80% increase in clicks with its first push using emojis. Think beyond smiley faces – try leaves for autumn sales, sun for summer, or specific apparel items.

ACTION

DETERMINE THE BEST CALL-TO-ACTION (HOMEPAGE, URL, SECTION).

Tip: Don't drive traffic from your push notifications to your mobile website. Your app users are those that realize the better browsing experience of apps vs. mobile web. Pushing them to mobile web gives you fewer analytics on your visitors, lower AOV, and will likely drive users to opt out of receiving future notifications.

EXCLUSIVITY

DELIVER APP-SPECIFIC CONTENT. OPTING IN = EXCLUSIVITY.

Tip: Make it easy for your users to opt out of notifications.

USER TARGETING

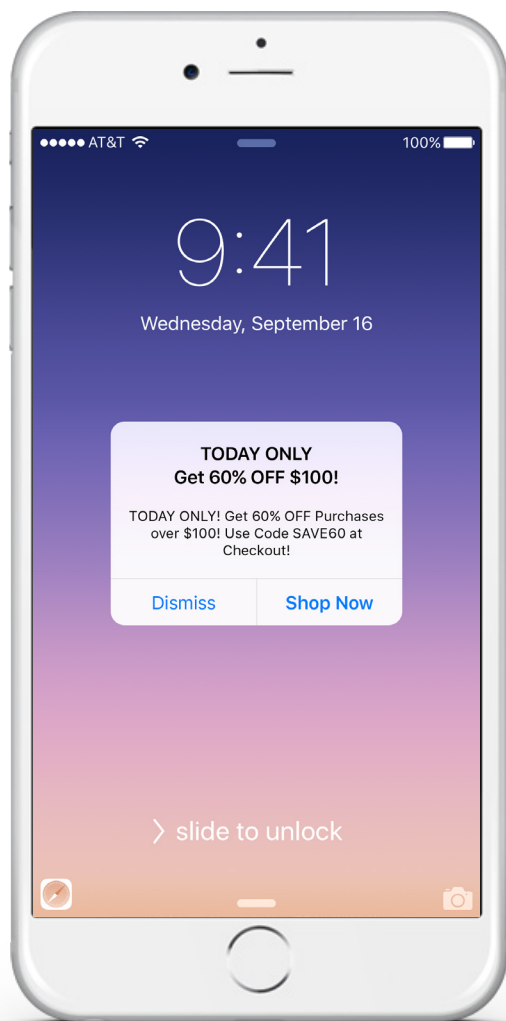
SEND PUSH NOTIFICATIONS TO SPECIFIC LOCATIONS (SEGMENT-BASED).

Tip: According to statistics, the click-through rate of Geofencing notifications is 30%. Geofencing can increase your app usage by over 200%.

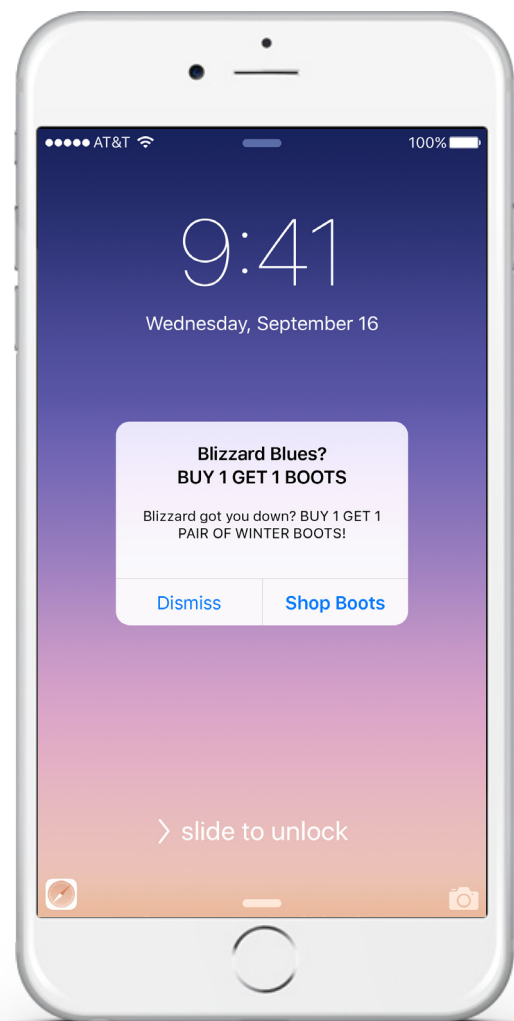
CONTENT

IN YOUR PUSH NOTIFICATIONS

Now that your users have opted in to receive Push Notifications, they're expecting to receive significant and personalized messages. Considering character restrictions, what are some best practices for content?



Utilize language that expresses a sense of urgency in a clear, simplistic way.



Personalize notifications based on audience locations.

5 KEY CUSTOMER SEGMENTS FOR PERSONALIZED CONTENT

Increase the conversion rate of your push notifications with personalized content, delivered to user segments like:



NEW USERS

customers who have downloaded your app within the six months



PURCHASERS

users who have completed purchases in-app



LOYALTY MEMBERS VS. NON-MEMBERS

reward loyalty members and convert those who haven't yet joined your programs



VIP PURCHASERS

users who have crossed a spend threshold



IDLE USERS

customers who have not used your app within the last six months