

# GSX 365 Usage SharePoint Online Usage & Compliance Reporting





# About GSX Solutions

- ▶ Founded in **1996**, Headquartered in Switzerland
- ▶ Offices in USA, UK, France, Switzerland, China

**600** customers  
In **40** countries

*Agentless Performance, Administration and Usage reporting tools to master your cloud deployments*





# GSX Solutions for Office 365



## Exchange Online

- ▶ Performance Monitoring
- ▶ Performance Reporting
- ▶ Usage Reporting
- ▶ Mass Management
- ▶ Services



## SharePoint Online

- ▶ Usage Reporting
- ▶ Services



## OneDrive

- ▶ Usage Reporting



## Skype for Business online

- ▶ Usage Reporting



## Office 365 Management

- ▶ Security & Compliance Reporting
- ▶ Services



SharePoint  
Online

- ▶ GSX 365 Usage for Skype for Business Online is **full SaaS** and available through any browser
- ▶ Profiles can be **customized**
- ▶ Default view provides **critical reports** for your Exchange Online & Office 365 environment
- ▶ **Custom reports** can be easily added
- ▶ Reports can be scheduled to be **sent automatically** to the right target
- ▶ GSX creates a **SharePoint admin** account
- ▶ Connection is made **each day to retrieve statistics**
- ▶ Statistics are **stored in secure encrypted database**





# Analyze your Storage Usage

## Storage Management

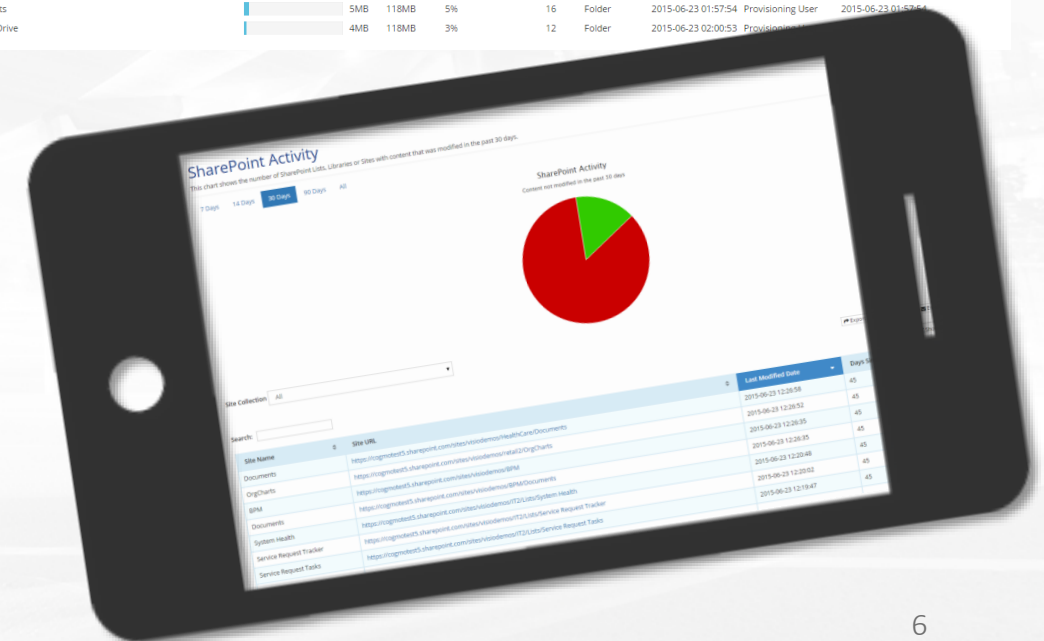
- ▶ Site Collection size, allocated storage, percent of parents
- ▶ Number of items
- ▶ Last modified by and date of creation
- ▶ Inactive Objects: list of all items not modified for a specific time period
  - ▶ SharePoint List
  - ▶ SharePoint Library
  - ▶ SharePoint Site

### SharePoint Storage Report

Use this report to understand how quotas are allocated and storage is consumed in your SharePoint Online environment.

Type the name of a SharePoint Library, List or Folder

Name	Size	Allocated	Percent of Parent	Items	Type	Last Modified	Last Modified By	Created
Visio Demos	7MB	7MB	100%	382	Site Collection	2015-08-07 02:50:04		2015-06-22 11:38:08
MVP Demos	0MB	0MB	100%	161	Site Collection	2015-08-07 02:50:04		2015-06-22 09:59:47
Contoso Team Site	118MB	118MB	100%	99	Site Collection	2015-08-07 02:48:02		2015-06-22 01:56:54
Documents	118MB	118MB	100%	99	Document Libr	2015-07-17 10:09:15		2015-06-15 08:54:27
DemoDocs	108MB	118MB	92%	71	Folder	2015-06-23 01:56:10	Provisioning User	2015-06-23 01:56:10
OneNote Demo	50MB	108MB	46%	4	Folder	2015-06-23 01:56:36	Provisioning User	2015-06-23 01:56:36
Office Web Apps Sample Docs	16MB	108MB	15%	4	Folder	2015-06-23 01:56:10	Provisioning User	2015-06-23 01:56:10
Mobile Demo Docs	11MB	108MB	10%	5	Folder	2015-06-23 01:57:30		2015-06-23 01:57:30
Office 365 Videos	3MB	108MB	3%	1	Folder	2015-06-23 01:56:32	Provisioning User	2015-06-23 01:56:32
People Photos	3MB	108MB	3%	24	Folder	2015-06-23 01:59:46	Provisioning User	2015-06-23 01:59:46
AppDemo	1MB	108MB	1%	8	Folder	2015-06-23 01:58:47	Provisioning User	2015-06-23 01:58:47
Mobile For Business	0MB	108MB	0%	4	Folder	2015-06-23 01:57:21	Provisioning User	2015-06-23 01:57:21
People Photos - Small	0MB	108MB	0%	6	Folder	2015-06-23 02:00:39	Provisioning User	2015-06-23 02:00:39
AdminDemo	0MB	108MB	0%	4	Folder	2015-06-23 01:58:41	Provisioning User	2015-06-23 01:58:41
Scripts	5MB	118MB	5%	16	Folder	2015-06-23 01:57:54	Provisioning User	2015-06-23 01:57:54
OneDrive	4MB	118MB	3%	12	Folder	2015-06-23 02:00:53	Provisioning User	2015-06-23 02:00:53



## GSX Solutions Benefits

- ▶ Drill down in each Site Collection & Content
- ▶ Check instantly where the most storage is used
- ▶ Detect inactive objects to free up storage quota



# Validate your Compliance

## Compliance Reports

- ▶ Permissions at each level of the SharePoint Hierarchy
  - ▶ Unique Permission
  - ▶ Non-inherited Permission
  - ▶ Permission Types
- ▶ Group Membership reports
- ▶ Sharing, Versioning, Auditing settings reports
  - ▶ Specific settings for Site Collections
  - ▶ Editing users, content & permission
  - ▶ Deleting, Editing, Opening, Downloading items

**SharePoint Permissions**  
This chart shows the SharePoint sites, libraries and lists that have unique, non inherited, permissions assigned.

26 Unique Permissions | 189 Inherited Permissions

Site Collection: All

Search:

Site Name	Site URL	Permission Type	Permissions
Visio Demos	https://cognotest5.sharepoint.com/sites/visiodemos	Unique	<ul style="list-style-type: none"> <li>Excel Services Viewers: SharePointGroup, View Only</li> <li>Visio Demos Owners: SharePointGroup, Full Control,Limited Access</li> <li>Visio Demos Visitors: SharePointGroup, Read</li> <li>Visio Demos Members: SharePointGroup, Edit,Limited Access</li> <li>provisioninguser@cognotest5.onmicrosoft.com: User, Limited Access</li> <li>Style Resource Readers: SharePointGroup, Limited Access</li> <li>Designers: SharePointGroup, Design,Limited Access</li> <li>Hierarchy Managers: SharePointGroup, Limited Access,Manage Hierarchy</li> <li>Approvers: SharePointGroup, Approve</li> <li>Restricted Readers: SharePointGroup, Restricted Read</li> <li>Translation Managers: SharePointGroup, Restricted interfaces for Translation</li> <li>annew@cognotest5.onmicrosoft.com: User, Full Control</li> <li>alex0@cognotest5.onmicrosoft.com: User, Full Control</li> <li>garth@cognotest5.onmicrosoft.com: User, Full Control</li> <li>paivell@cognotest5.onmicrosoft.com: User, Full Control</li> </ul>

## GSX Solutions Benefits

- ▶ Make sure the document library adheres to governance plan
- ▶ Find out non compliant users & permissions
- ▶ Get automatic reports to ensure compliance

**SharePoint Versioning Settings**  
This report shows the versioning configuration of your document libraries.

Check In Required: Document libraries requiring Check In (Pie chart: 95% Not Required, 5% Required)

Versioning Enabled: Document libraries with versioning enabled (Pie chart: 50% Enabled, 50% Disabled)

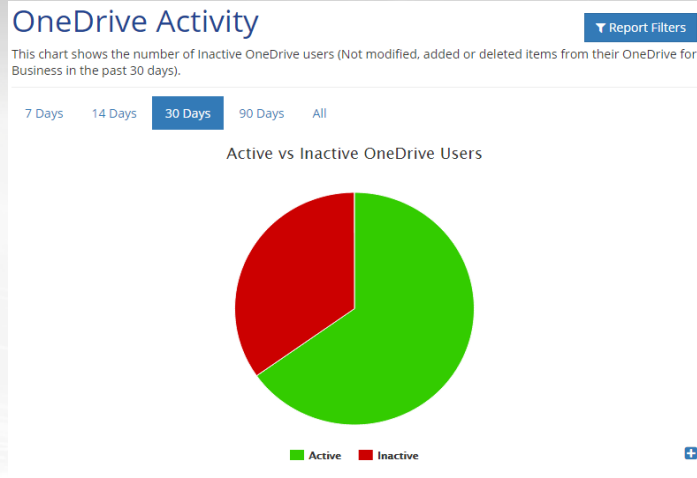
Site Collection: All

Search:

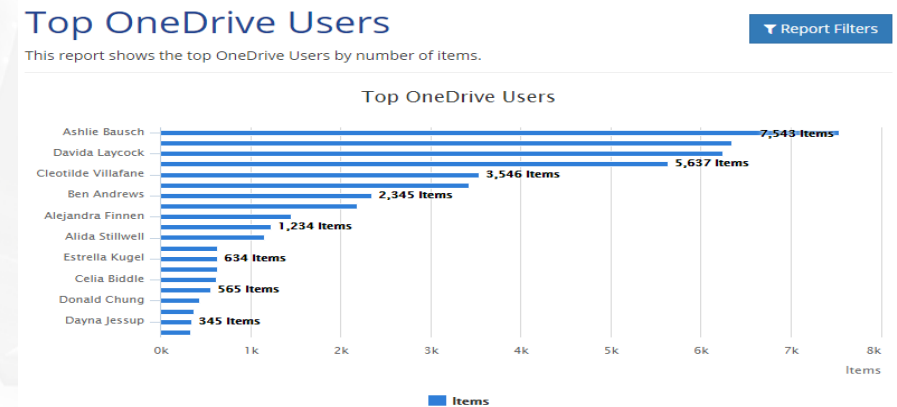
Site Collection	Library Name	Site URL	Require Check In	Enable Versioning
Home	Announcements	https://cognotest5.sharepoint.com/sites/continuous/Departments/RD/Research/Labs/Announcements	No	No
Home	Announcements	https://cognotest5.sharepoint.com/sites/continuous/Departments/Finance/Reports/Labs/Announcements	No	No
Home	Announcements	https://cognotest5.sharepoint.com/sites/continuous/Departments/Finance/Strategic Planning/Labs/Announcements	No	No
Home	Announcements	https://cognotest5.sharepoint.com/sites/continuous/Departments/Legal/Labs/Announcements	No	No
Home	Announcements	https://cognotest5.sharepoint.com/sites/continuous/Departments/RO/Integration/Labs/Announcements	No	No



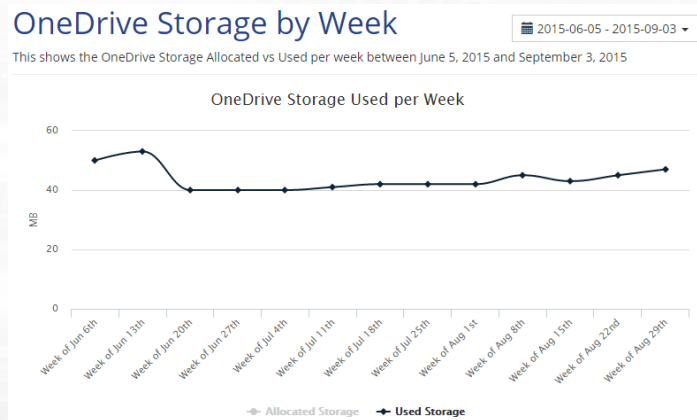
# Manage your OneDrive Usage



- ▶ **OneDrive Activity:** Detect the number of inactive users over a specified time period



- ▶ **Top OneDrive Users:** Get your top OneDrive users by number of items



- ▶ **OneDrive Storage by Week:** Display the weekly storage used against the allocated storage





# Extend your Reporting to all Office 365



## Office 365 Management

- ▶ User Activity
- ▶ Licenses
- ▶ Mobile devices
- ▶ Security & Compliance



## Exchange Online

- ▶ Mailbox usage
- ▶ Client connection type
- ▶ Mail Traffic



## Skype for Business Online

- ▶ Login
- ▶ Usage
- ▶ Sessions per type

### SharePoint Storage Report

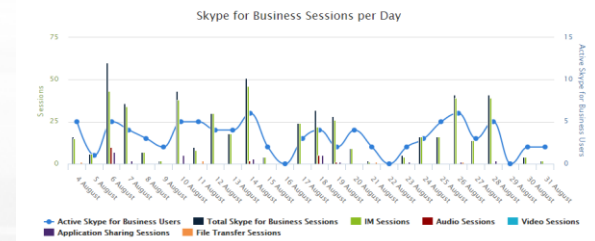
Use this report to understand how quotas are allocated and storage is consumed in your SharePoint Online environment.

Type the name of a SharePoint Library, List or Folder

Name	Size	Allocated	Percent of Parent	Items	Type	Last Modified	Last Modified By	Created
Visio Demos	7MB	7MB	100%	382	Site Collection	2015-08-07 02:50:04	Provisioning User	2015-06-22 11:38:08
MVP Demos	0MB	0MB	100%	161	Site Collection	2015-08-07 02:50:04	Provisioning User	2015-06-22 09:59:47
Contoso Team Site	118MB	118MB	100%	99	Site Collection	2015-08-07 02:48:02	Provisioning User	2015-06-22 01:56:54
Documents	118MB	118MB	100%	99	Document Libr	2015-07-17 10:09:15	Provisioning User	2015-06-15 08:54:27
DemoDocs	108MB	118MB	92%	71	Folder	2015-06-23 01:56:10	Provisioning User	2015-06-23 01:56:10
OneNote Demo	50MB	108MB	46%	4	Folder	2015-06-23 01:56:10	Provisioning User	2015-06-23 01:56:36
Office Web Apps Sample Docs	16MB	108MB	15%	4	Folder	2015-06-23 01:56:10	Provisioning User	2015-06-23 01:56:10
Mobile Demo Docs	11MB	108MB	10%	5	Folder	2015-06-23 01:57:30	Provisioning User	2015-06-23 01:57:30
Office 365 Videos	3MB	108MB	3%	1	Folder	2015-06-23 01:56:32	Provisioning User	2015-06-23 01:56:32
People Photos	3MB	108MB	3%	24	Folder	2015-06-23 01:59:46	Provisioning User	2015-06-23 01:59:46
AppsDemo	1MB	108MB	1%	8	Folder	2015-06-23 01:58:47	Provisioning User	2015-06-23 01:58:47
Mobile For Business	0MB	108MB	0%	4	Folder	2015-06-23 01:57:21	Provisioning User	2015-06-23 01:57:21
People Photos - Small	0MB	108MB	0%	6	Folder	2015-06-23 02:00:39	Provisioning User	2015-06-23 02:00:39
AdminDemo	0MB	108MB	0%	4	Folder	2015-06-23 01:58:41	Provisioning User	2015-06-23 01:58:41
Scripts	5MB	118MB	5%	16	Folder	2015-06-23 01:57:54	Provisioning User	2015-06-23 01:57:54
OneDrive	4MB	118MB	3%	12	Folder	2015-06-23 02:00:53	Provisioning User	2015-06-23 02:00:53

### Skype for Business Peer-to-Peer Sessions

This shows the number of Skype for Business sessions by type between August 4, 2015 and September 3, 2015. The line graph shows the active Skype for Business users per day whilst the column chart shows the total sessions by type.





# Schedule a free trial with us!

- ▶ *Extremely simple SaaS trial process*
- ▶ *Get a free walk-through with our technical team*
- ▶ *Get immediate reports & results!*



***Keep it if you like it!***



# GSX Solutions optional services

## On demand expertise for your projects



### SKILL CENTER



- ▶ Members of Microsoft TAP
- ▶ Official testing for Microsoft
- ▶ Certified experts
- ▶ Methodology definition
- ▶ Business Intelligence Analyst
- ▶ Sharing center for customers
- ▶ Feedback & experiences

### TOOLS



- ▶ 20 years in Monitoring & Reporting development tools
- ▶ Infrastructure and end user performance focused
- ▶ Exchange, SharePoint and Lync on premise and online performance assessment
- ▶ Agentless

### REFERENCES



- ▶ Service Delivery management
- ▶ Infrastructure optimization & Capacity planning
- ▶ Troubleshooting & Performance Health
- ▶ Migration preparation & performance assessment
- ▶ Monitoring & Reporting projects

### TEAM



- ▶ Microsoft Product Experts
- ▶ End User satisfaction expertise
- ▶ Certifications
- ▶ Member of the Skill Center & Microsoft TAP
- ▶ Multiple projects among our customer references

Experts



GSX Solutions HQ USA  
Boston, MA  
877-894-0961  
[sales@gsx.com](mailto:sales@gsx.com)

