



EXECUTIVE SUMMARY SAMPLE

Total Fleet

Driving MPG

Overall MPG



Fleet Advantage

Driving MPG

Overall MPG



Non Fleet Advantage

Driving MPG

Overall MPG



Executive Summary

Your December 2015 fuel reports are now available on the Fleet Advantage Customer Portal. If you have any questions or need any additional information about them, please feel free to contact me at any time.

Notable items from the reports:

- 577 units of 597 reported for the month.
- The average Overall MPG for the month was 6.61 MPG.
- 44 units were above the 6.95 overall MPG goal while 570 were below the goal.
- Unit Utilization on 197 units are over the allotted miles for the time on lease.
- The Best performing sleeper location is South Demo A @ 7.45 MPG.
- The worst performing sleeper location is North Demo A @ 6.01 MPG.
- The Best performing day cab location is South Demo A @ 7.14 MPG.
- The worst performing day cab location is North Demo A @ 5.79 MPG.
- There are 570 units below the 6.95 Overall MPG goal.

Trailing Notes and Analysis

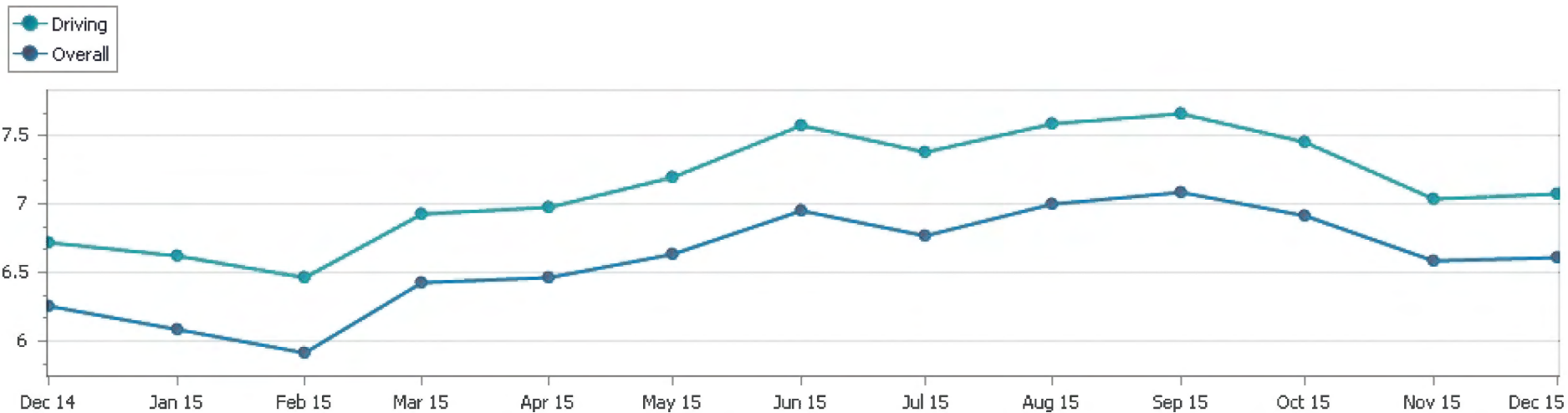
Leading Notes and Action Plans

*lets schedule a call asap to review the worst performing day cab at location north.
Terry*

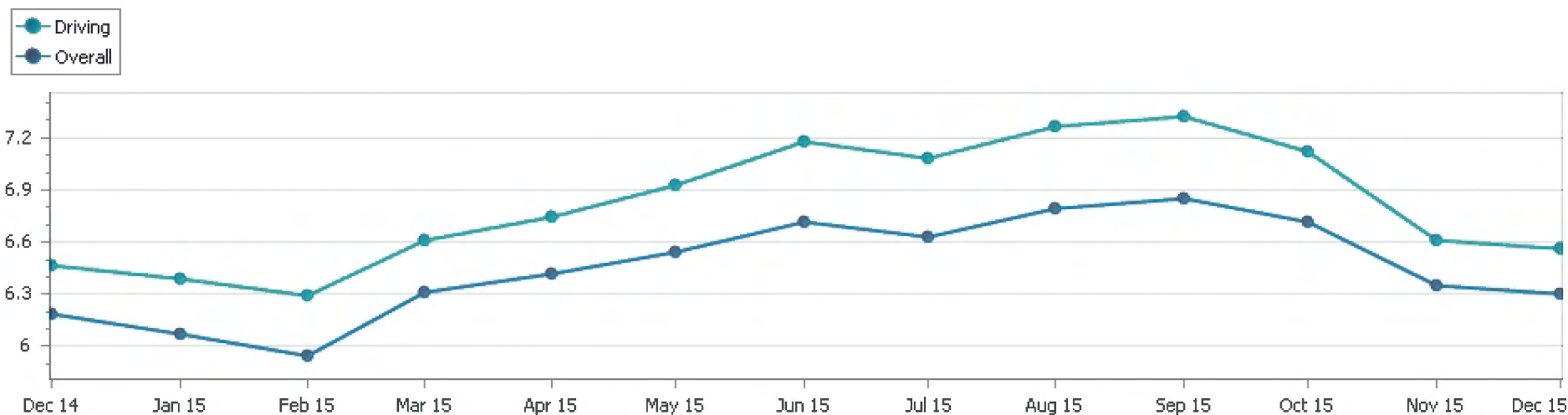




MPG 12 Month Trend Total Fleet

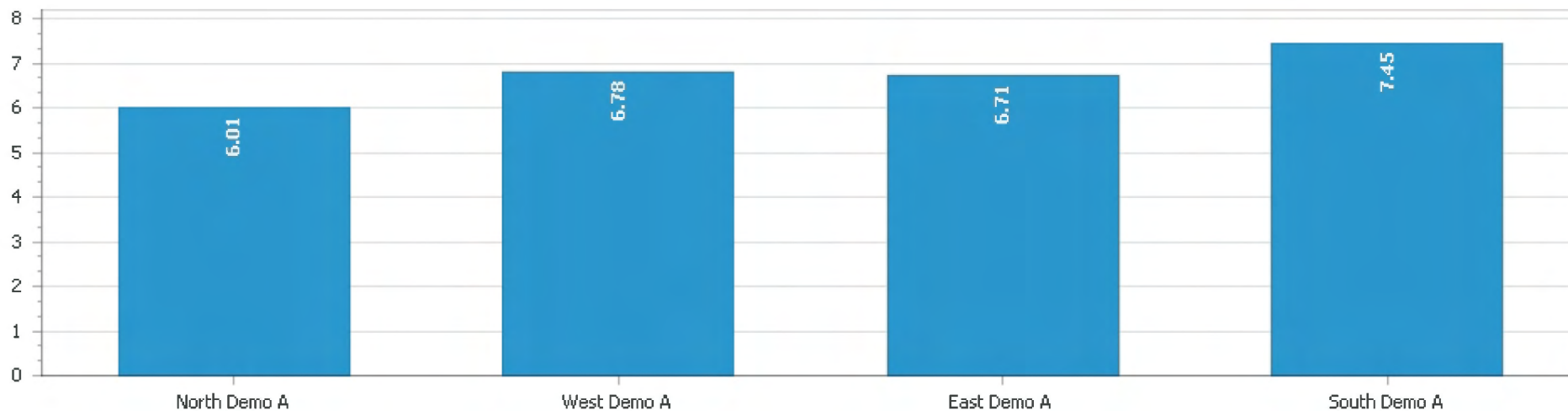


National Average MPG 12 Month Trend Total Fleet





Overall MPG by Location Current Month (Sleeper Units)

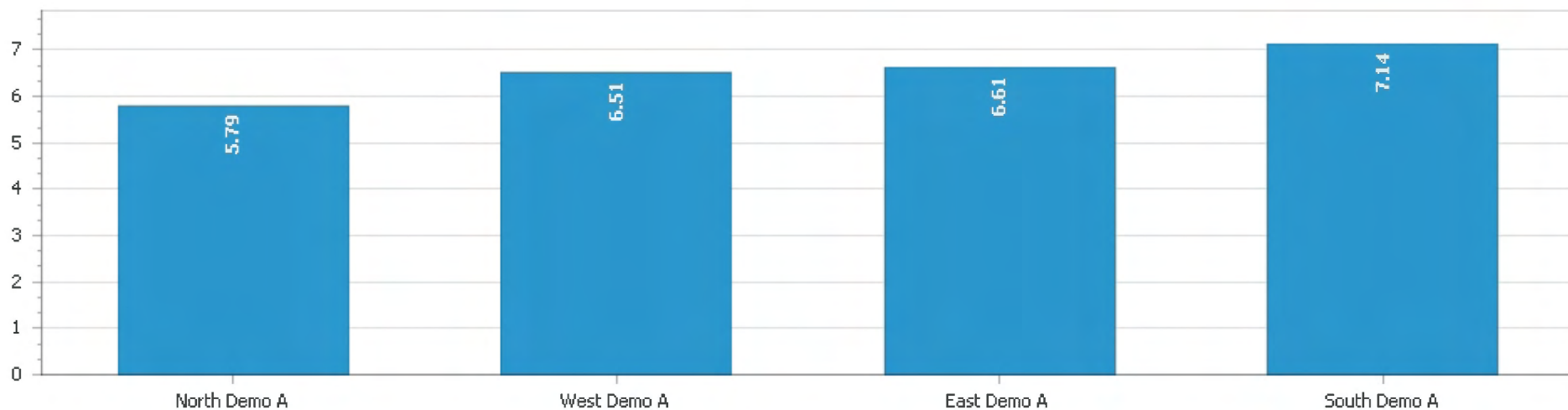


Driving MPG by Location Current Month (Sleeper Units)





Overall MPG by Location Current Month (Day Cabs)



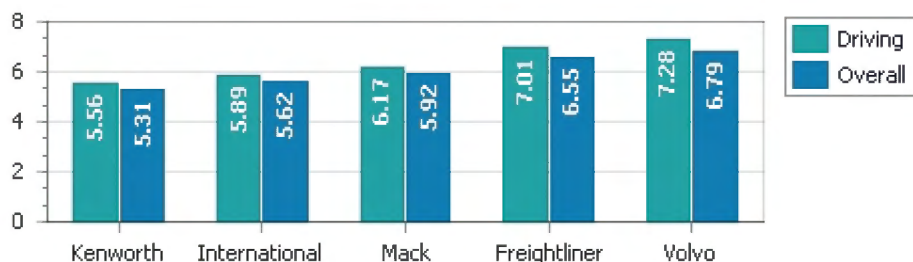
Driving MPG by Location Current Month (Day Cabs)



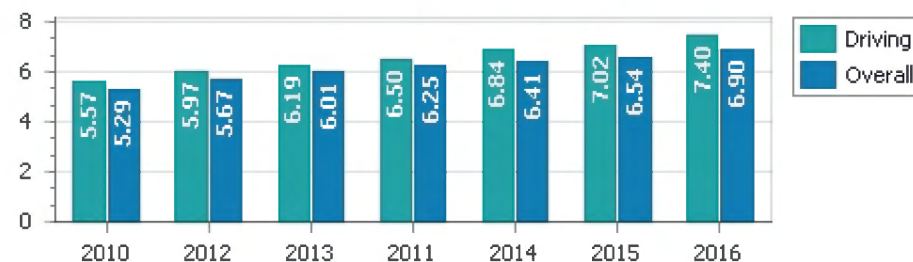


MPG by Make and Model Year

MPG by Make

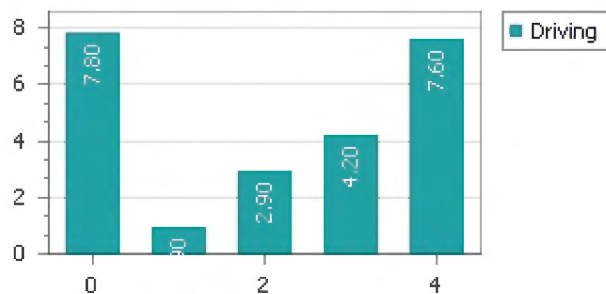


MPG by Model Year

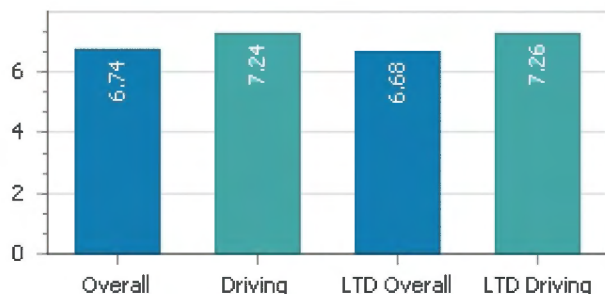


MPG by (Sleeper)

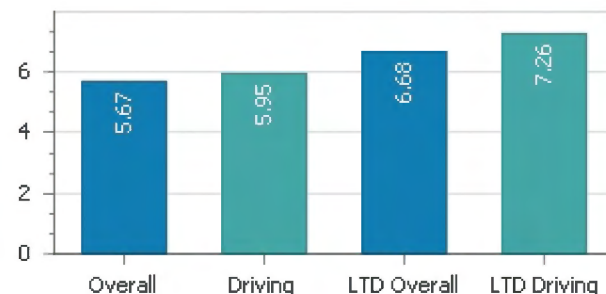
Total Fleet



Fleet Advantage

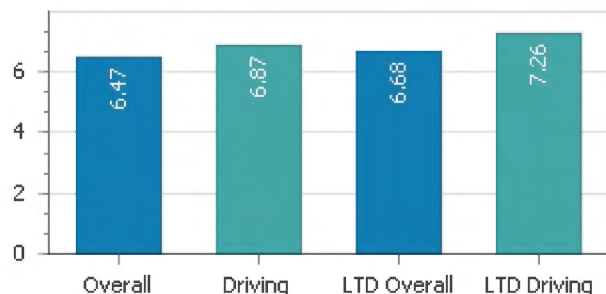


Non Fleet Advantage

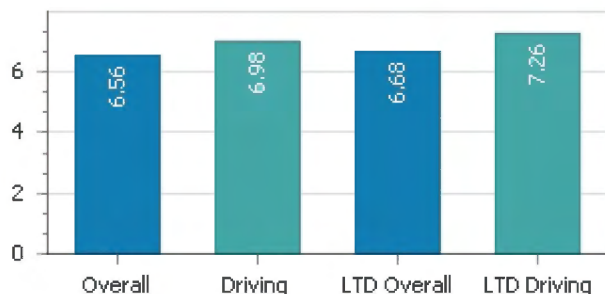


MPG by (Day Cab)

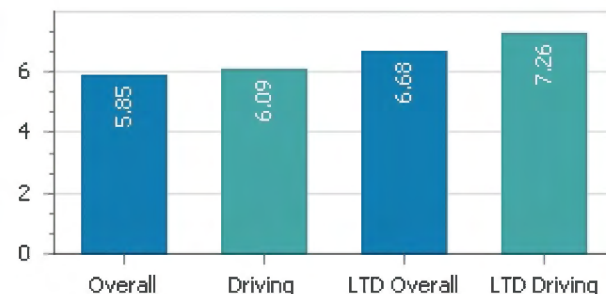
Total Fleet



Fleet Advantage



Non Fleet Advantage





Non-Reporting Units

Unit#	Location	Description	Exception Reason	No Of Months Missing
263471	East Demo A	2011 Mack CXU613 Daycab	Odometer Error	4
263720	South Demo A	2013 Mack CXU613 Daycab	Odometer Error	1
268430	West Demo A	2013 Freightliner X12564ST Daycab	Odometer Error	1
268502	East Demo A	2014 Freightliner TBD Daycab	Odometer Error	1
268508	East Demo A	2014 Freightliner TBD Daycab	Odometer Error	1
999281288	North Demo A	2016 Freightliner Cascadia 125 Sleeper	MPG Too High or Too Low	5
999284298	West Demo A	2016 Freightliner CA113 Sleeper	Odometer Error	1
284347	East Demo A	2016 Freightliner CA113 Sleeper	Odometer Error	1
284357	North Demo A	2016 Freightliner CA113 Sleeper	Odometer Error	1
301202	South Demo A	2014 Volvo VNM64T200 Daycab	Odometer Error	1
301469	East Demo A	2010 Mack CXU613 Daycab	Odometer Error	6
301470	North Demo A	2010 Mack CXU613 Daycab	Odometer Error	1
302602	South Demo A	2014 Freightliner Cascadia Daycab	Odometer Error	1
302605	South Demo A	2014 Freightliner Cascadia Daycab	Odometer Error	1
302628	South Demo A	2014 Freightliner Cascadia Daycab	Odometer Error	1
305340	North Demo A	2011 MACK CXU613 Sleeper	MPG Too High or Too Low	3
12672	South Demo A	2014 Freightliner Cascadia 125 Daycab	Odometer Error	1
12677	North Demo A	2014 Freightliner Cascadia 125 Daycab	MPG Too High or Too Low	5
1804	North Demo A	2012 Kenworth T800 38" AEROCAB Sleeper	MPG Too High or Too Low	5
999992578	West Demo A	2012 Kenworth T800 Sleeper	Odometer Error	1





Focus Units List

Unit#	Location	Schedule/Group	Type	Age	MPG Goal	Overall			LTD MPG
						Dec MPG	Nov MPG	Oct MPG	
11480	East Demo A	NA / Z	Sleeper	37	6.61	.00	.00	.00	.00
11813	North Demo A	Lease 2 / A	Daycab	34	5.77	.00	.00	.00	.00
11895	South Demo A	Lease 2 / A	Daycab	34	7.82	.00	.00	.00	.00
11926	North Demo A	Lease 1 / A	Daycab	34	6.18	.00	.00	.00	.00
11931	South Demo A	Lease 1 / A	Daycab	33	8.02	.00	.00	.00	6.79
11932	South Demo A	Lease 2 / B	Daycab	34	7.98	.00	.00	.00	.00
11934	South Demo A	Lease 2 / B	Daycab	34	7.38	.00	.00	.00	.00
11935	West Demo A	Lease 2 / A	Daycab	34	6.45	.00	.00	.00	.00
11936	South Demo A	Lease 2 / B	Daycab	33	7.48	.00	.00	.00	.00
11938	North Demo A	Lease 1 / B	Daycab	33	5.61	.00	.00	.00	.00
11941	East Demo A	Lease 1 / B	Daycab	34	6.98	.00	.00	.00	.00
11950	North Demo A	Lease 2 / B	Daycab	32	6.17	.00	.00	.00	.00
11952	North Demo A	Lease 2 / B	Daycab	32	6.31	.00	.00	.00	.00
12400	North Demo A	Lease 1 / B	Sleeper	27	5.66	.00	.00	.00	.00
12402	South Demo A	Lease 2 / A	Sleeper	27	6.75	.00	.00	.00	.00
12410	West Demo A	Lease 1 / B	Sleeper	26	6.75	.00	.00	.00	.00
12554	North Demo A	Lease 1 / B	Daycab	27	6.58	.00	.00	.00	.00
12588	East Demo A	NA / X	Sleeper	25	6.74	.00	.00	.00	.00
12621	East Demo A	Lease 1 / A	Sleeper	26	6.87	.00	.00	.00	8.27
12634	East Demo A	Lease 2 / A	Daycab	28	5.97	.00	.00	.00	.00
12649	East Demo A	Lease 1 / A	Daycab	27	6.22	.00	.00	.00	.00
12650	North Demo A	Lease 1 / A	Daycab	27	5.14	.00	.00	.00	.00
12651	North Demo A	Lease 1 / A	Daycab	27	4.72	.00	.00	.00	.00
12690	South Demo A	Lease 1 / B	Sleeper	24	7.61	.00	.00	.00	.00
12692	East Demo A	Lease 2 / A	Sleeper	25	6.82	.00	.00	.00	.00
12719	South Demo A	Lease 2 / B	Sleeper	24	6.74	.00	.00	.00	.00
12722	North Demo A	Lease 1 / A	Sleeper	24	5.35	.00	.00	.00	.00
2540	North Demo A	NA / Z	Daycab	49	4.69	.00	.00	.00	.00

