



RB48V100

LITHIUM IRON PHOSPHATE BATTERY

ELECTRICAL SPECIFICATIONS

Nominal Voltage	51.2 V
Nominal Capacity	100 Ah
Capacity @ 25A	240 min
Energy	5120 Wh
Resistance	45 mΩ
Efficiency	99%
Self Discharge	<3% per Month
Maximum Modules in Series	1

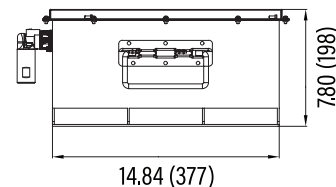
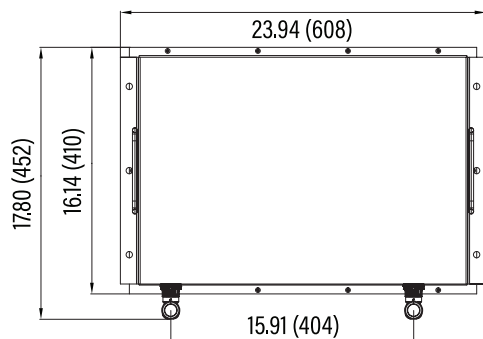
DISCHARGE SPECIFICATIONS

Maximum Continuous Discharge Current	100 A
Peak Discharge Current	200 A (7.5 s ±2.5 s)
PCM Discharge Current Cut-Off	240 A
Recommended Low Voltage Disconnect	44 V
PCM Discharge Voltage Cut-Off	32 V
Reconnect Voltage	36.8 V
Short Circuit Protection	200-600 μs

TEMPERATURE SPECIFICATIONS

Discharge Temperature	-4 to 140 °F (-20 to 60 °C)
Charge Temperature	32 to 131 °F (0 to 55 °C)
Storage Temperature	-4 to 140 °F (-20 to 60 °C)
PCM High Temperature Cut-Off	176 °F (80 °C)

DIMENSIONAL SPECIFICATIONS



MECHANICAL SPECIFICATIONS

Dimensions (L x W x H)	22.8 x 16.1 x 7.8"
	578 x 410 x 198 mm
Weight	165 lbs (75 kg)
Terminal Type	LINYI Connector
Case Material	Steel Case
Enclosure Protection	IP56
Cell Type	Cylindrical
Battery Chemistry	LiFePO ₄

CHARGE SPECIFICATIONS

Recommended Charge Current	50 A
Maximum Charge Current	100 A
PCM Charge Current Cut-Off	240 A
Recommended Charge Voltage	56.8 V - 58.4 V
PCM Charge Voltage Cut-Off	62.4 V
Reconnect Voltage	61.6 V
Balancing Voltage	57.6 V

COMPLIANCE SPECIFICATIONS

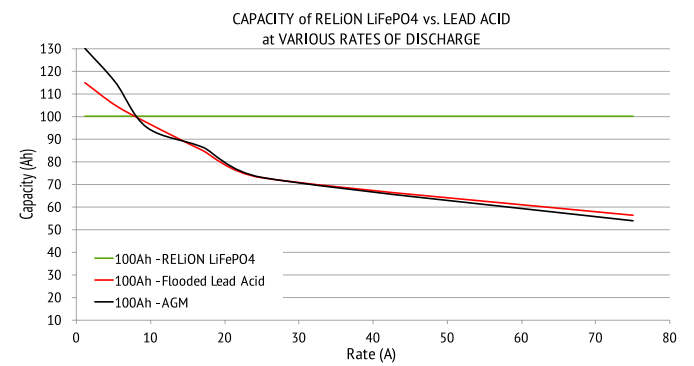
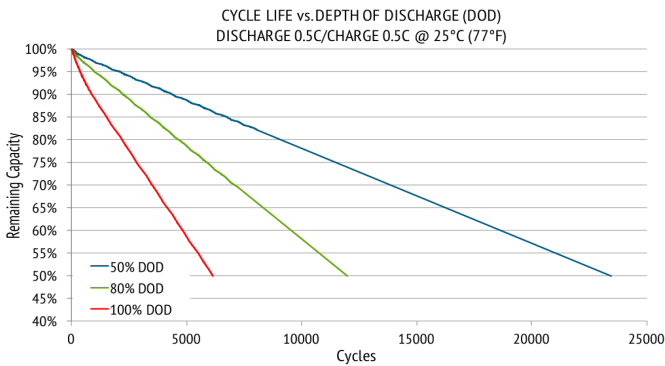
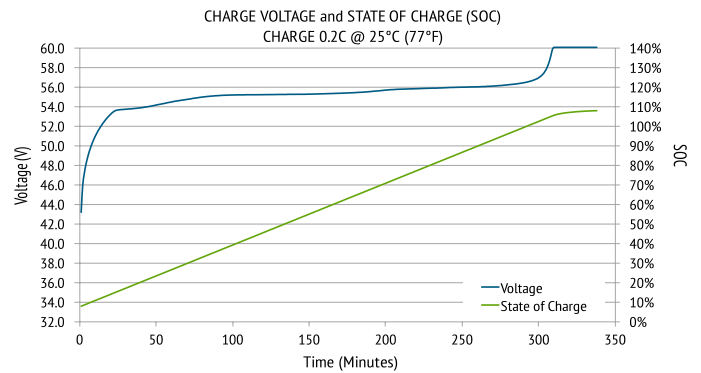
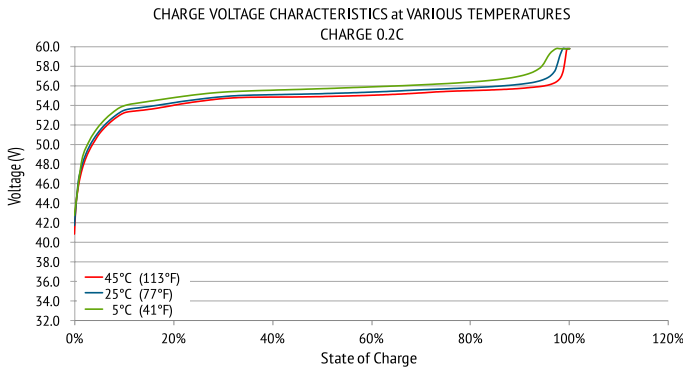
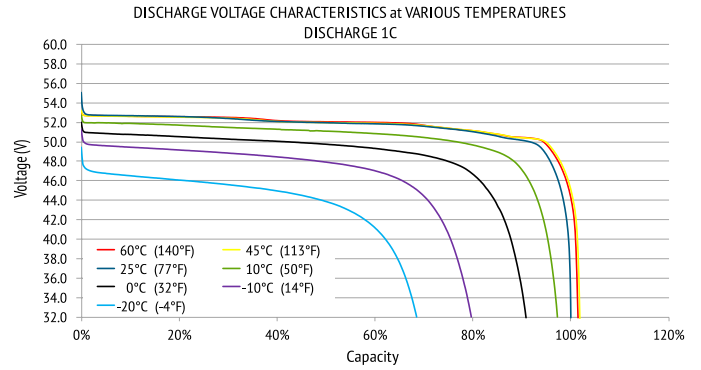
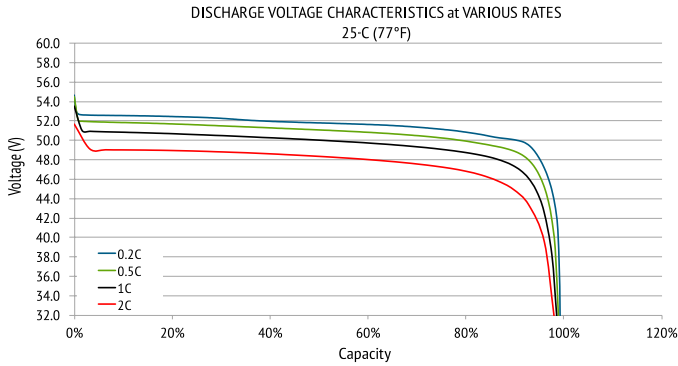
Certifications	CE (battery) UL1642 & IEC62133 (cells)
Shipping Classification	UN 3480, CLASS 9





RB48V100

PERFORMANCE CHARACTERISTICS



RB48V100DS0716.2017

