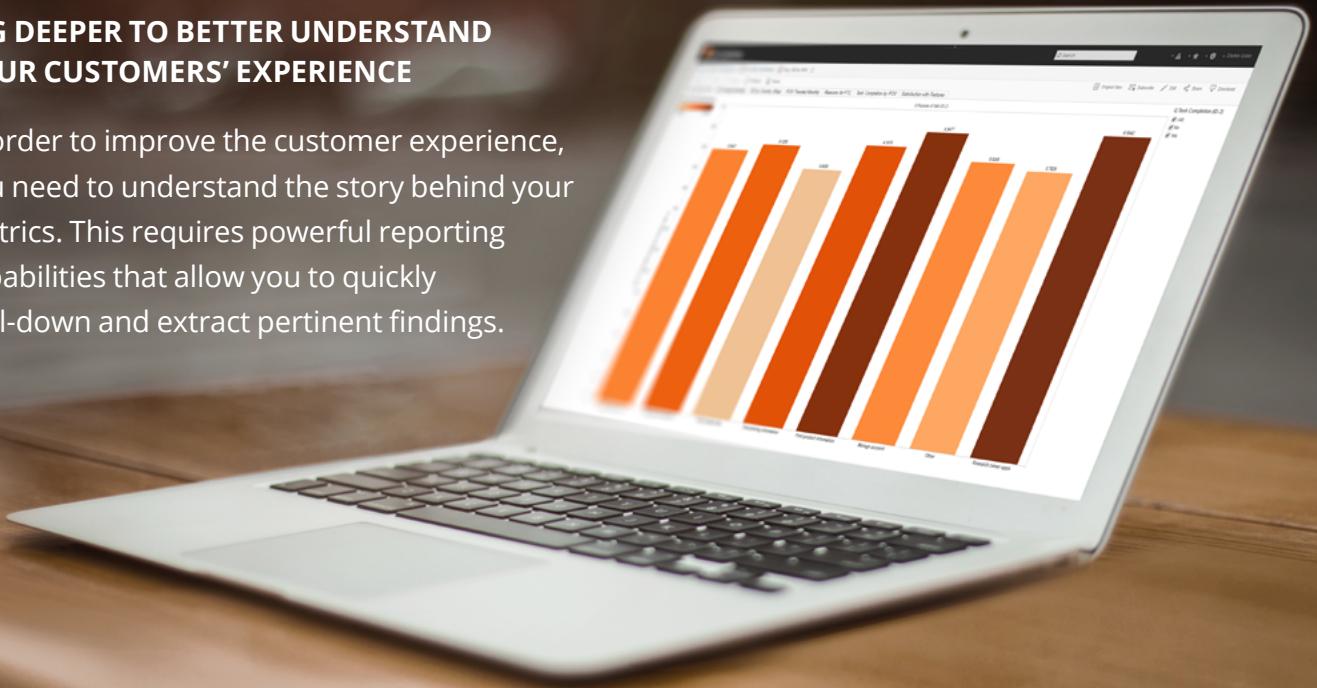


## IPER.EXPLORE

### DIG DEEPER TO BETTER UNDERSTAND YOUR CUSTOMERS' EXPERIENCE

In order to improve the customer experience, you need to understand the story behind your metrics. This requires powerful reporting capabilities that allow you to quickly drill-down and extract pertinent findings.



iper.explore is available in the iPerceptions Enterprise Platform and is powered by Tableau®, an industry-leading BI software provider. iper.explore provides the flexibility and agility to visualize and dig deeper into your Voice of Customer data.

### KEY BENEFITS



#### GET STARTED FAST

Create reports once, and view them again each time you access iper.explore.



#### TAILOR YOUR INSIGHTS

View your iPerceptions data how you want, when you want.



#### DON'T MISS KEY FINDINGS

Keep your finger on the pulse of your research through automated emails.

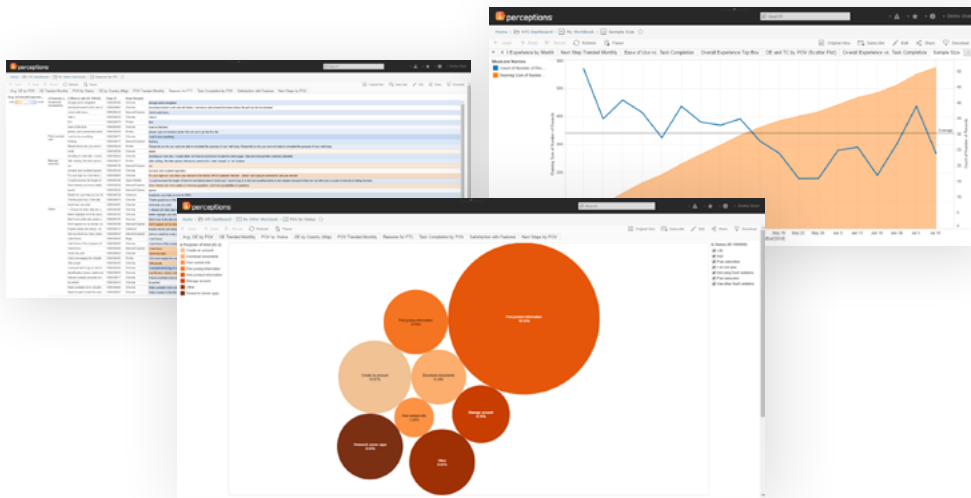
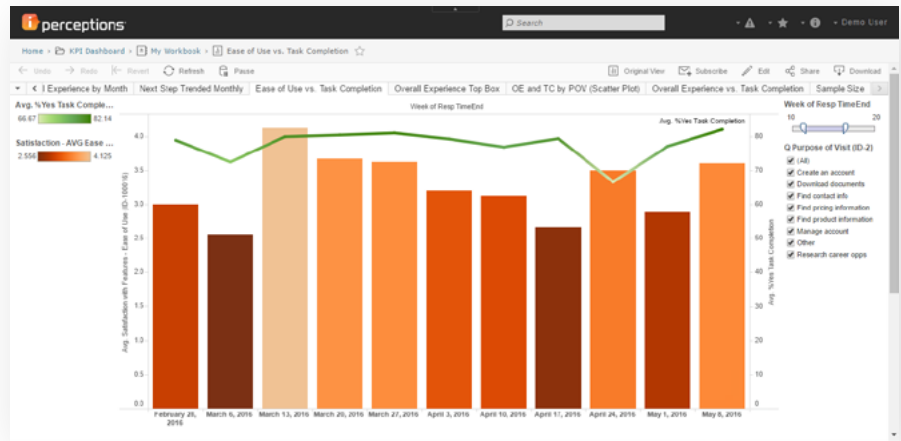
iPerceptions helps the world's most respected brands become customer-centric organizations by leveraging the voice of their customers.





## ADVANCED ANALYSIS

Set up your own charts to obtain the insights most relevant to you. You can create crosstabs, nested tables and trended analysis using any and all the questions in your iPerceptions research.



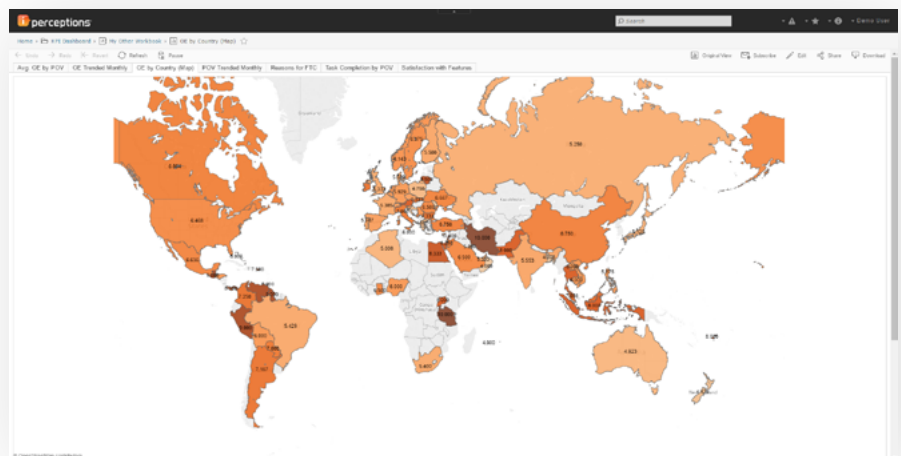
## FLEXIBLE DATA VISUALIZATION

Build reports from 24 different chart types and use custom colors to match your branding.



## MULTI-USER ACCESS

Provide an unlimited number of your colleagues with access to your findings.



**SCHEDULE A DEMO  
TO LEARN MORE  
ABOUT IPER.EXPLORE**

[iPerceptions.com/Demo](http://iPerceptions.com/Demo) | 1-866-669-5499

© 2018 iPerceptions, All Rights Reserved. All trademarks and registered trademarks in this document are the properties of their respective owners. Tableau is a registered trademark of Tableau Software Inc.

