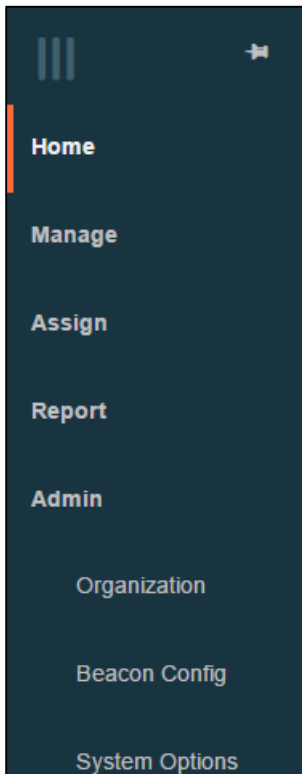



Ease Beacon Release Notes

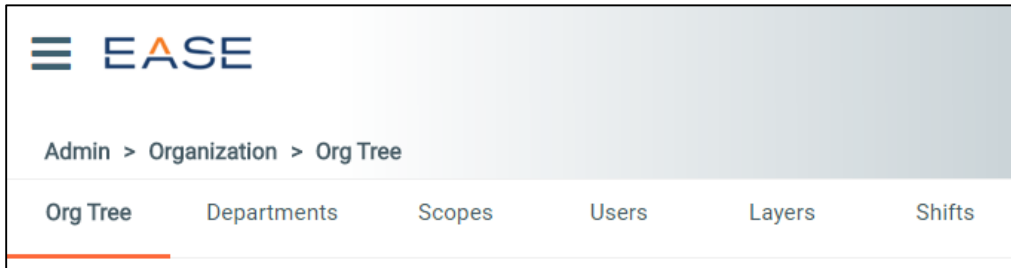
Release 1.5

New Interface

- Beacon has had a redesign of the interface.
- The navigation bar can be accessed by clicking the hamburger icon in the top left and no longer changes when switching between Beacon and Administration



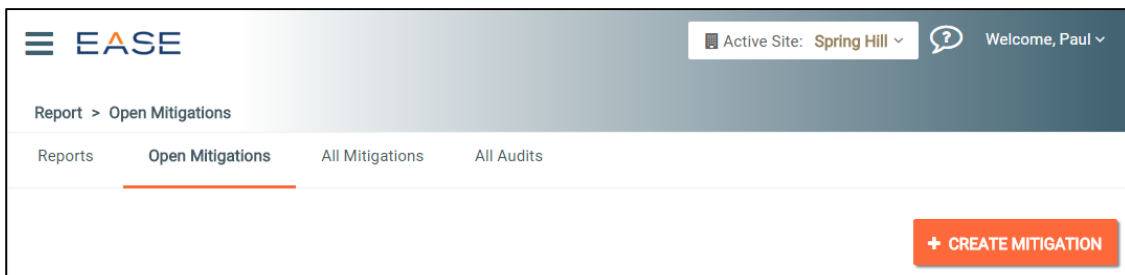
- Most of the pages that were previously on the Administration side of our site are now available as tabs when you click Organization



- The new landing page when you login has a list of audits you can start now and is called Dashboard
 - Managers also see a list of assigned mitigations and approvals assigned to them
- The Manage page is where you can access your documents, questions library, and failure groups
- The Assign page was previously called Schedule
 - To access the old Table View, go to Reports and then the All Audits tab
- The Report page was previously called Dashboard
 - New Open Mitigations tab only contains mitigations have not been closed yet with relevant information for managers
 - The old Mitigation Summary and Table View are tabs here
- The Administration area is no longer a separate navigation bar and all pages can be found on one of these pages
 - The Organization page contains tabs with most of the previous pages from the old Administration area
 - The Beacon Config page has several tabs for detailed configurations within Beacon
 - The System Options page has all the on/off settings in Beacon

Mitigations

- From either of the mitigation tabs, you can now create an Ad-hoc Mitigation



- These allow you to start the closed-loop process for any issue you find
 - Enter a name, location (optional), manager, and description
- If you have mitigation approvals turned on, you can now change the Approving Party for an open or pending approval mitigation
- When closing a mitigation, you can now attach pictures and other files.
- Changed the term Resolution period to Due Date

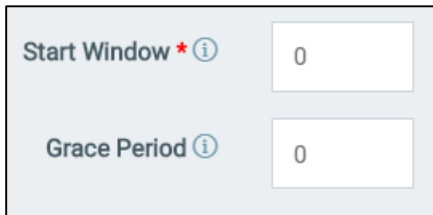
Dashboard

- We added a new panel that allows you to compare different areas side by side.

- Add the Summary Metrics panel to see all audits at the site
 - Click on any column to drill down into the next level and keep going until you get to the audit details
- We created a new panel based on Urgency levels and due dates
 - Add the Mitigation Status by Level panel to see how many of your mitigations are being closed by the due date
- We separated the % Complete option on the Audit Metrics panel into its own panel

Scheduling

- You can now add a Grace Period to a scheduled event



- Turn it on in System Options and set a default value
 - This allows auditors to complete audits assigned to them after the due date
 - These late audits will be show in certain charts and reports
- You can now edit the due date of an audit that has already been scheduled

Documents

- The details of a document are now split into 4 tabs
- All information that used to be at the top of the page is now in the Settings tab
- Random questions are no longer a separate section. This allows for better question sort control using the drag and drop feature

Questions

- You can now also attach files (.pdf, .doc, .docx, .txt, .csv, .xls, .xlsx, .ppt, .pptx, .pps, .rtf) to questions for auditors to reference

Bug Fixes

- You can no longer submit a revision if there are no questions in the document
- Added indicators when conducting an audit when fields are missing
- Hyperlinks in question text now work properly when looking at the details of a completed audit
- Fixed an issue with random user selection when scheduling
- Fixed several minor issues