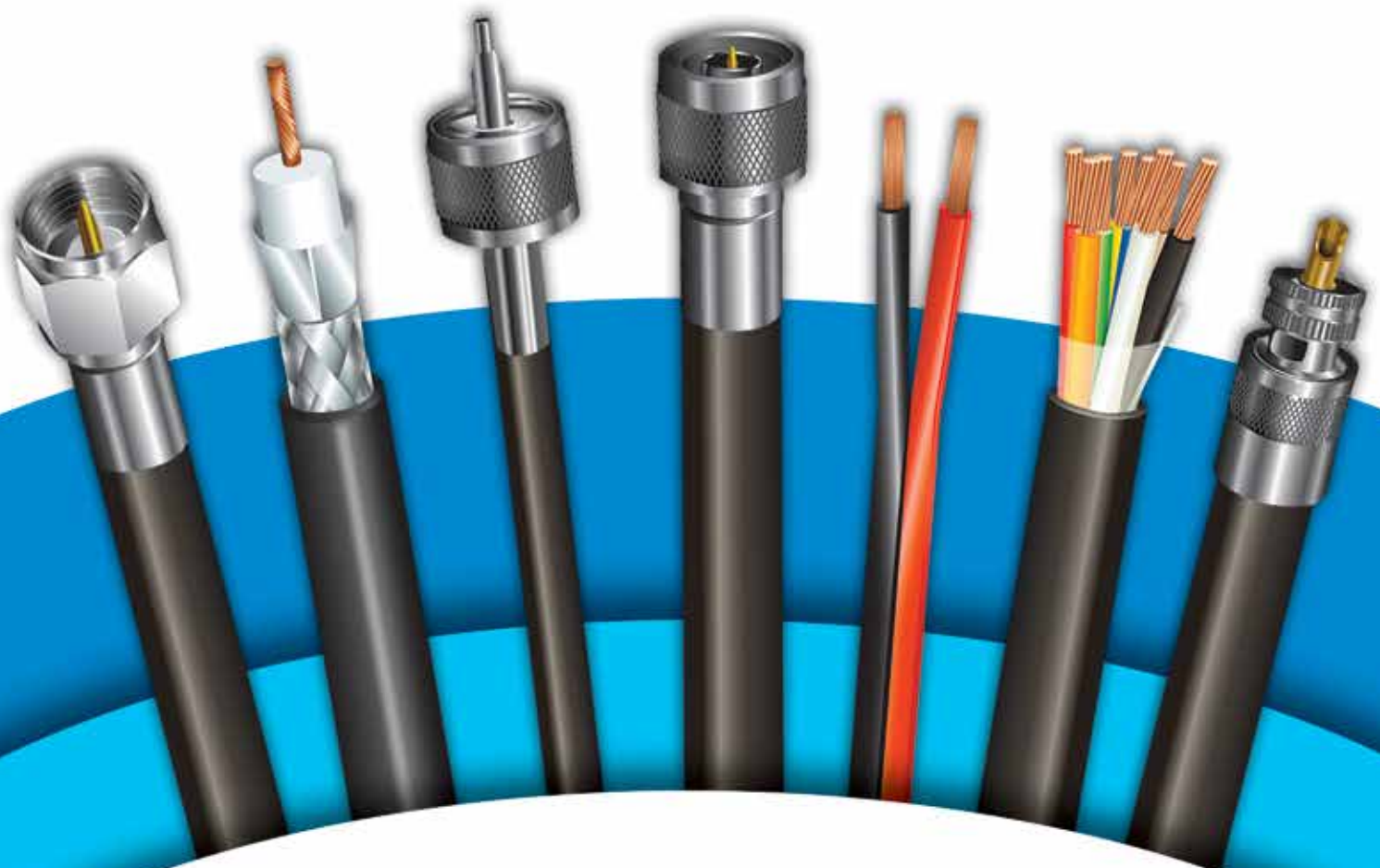




ADVANCED DIGITAL CABLE INC.

RF COMMUNICATION
CABLES AND
CONNECTORS

C A T A L O G



The Advanced Solution
for your cable and connector needs

Table of Contents

RF Transmission Coaxial Cables

RG 8 Coaxial Cable	1-2
RG 58/U Coaxial Cable	2

Miscellaneous Cables

RG 213/U	3
RG 214/U	3
RG 217/U	3
RG 223/U	3
RG 174/U	3
RG 62A/U	3
RG 59/U	3

Antenna & Speaker Wire

Rotor Cable Antenna Accesory Wire	4
Automotive Zip Cord Speaker Wire	4

Connectors

Type Mini-UHF	5
Type UHF	5
Type N	6
Type SMA	6
Type BNC	7

Connector Adapters

Right Angle, Jack to Jack, Between Series	7
-----------------------------------------------------	---

Tools

Crimp Tools	8
Strip Tools	8

DISCLAIMER

The information contained on this specification is intended to be used a guide in product selection and is believed to be reliable.

ADC has made every effort to ensure the data shown is accurate at the time of publication. This specification is subject to change anytime without notice.

ABOUT ADC

Advanced Digital Cable (ADC) was founded in 1997 and began making coaxial cable for the booming digital cable market. Since that time ADC has grown to be a key manufacturer of not only digital coaxial cable but a wide range of high performance 50 Ohm cables and connectors for RF communications and transmission.

Nestled in the Smoky Mountains, ADC was built from the ground up with progressive an innovative technology and equipment. Its people represent over 350 years of wire and cable experience promising an unsurpassed dedication to developing and manufacturing the highest quality products in the industry. ADC is committed to continuous improvement and its Quality Management System is ISO 9001:2008 Registered ensuring that our cables meet the highest levels of quality.

ADC proudly manufacturers all of its cable in the USA and we are committed to manufacture and deliver high performance cables and connectors for the RF Communications Market.





RG 8 Coaxial Cable

ADC Part #	Product Description					Nominal Attenuation MHz db/100ft	Nominal Capacitance pF/FT	Nominal Velocity of Propagation	Nominal Impedance Ohms
	Type	Conductor	Dielectric	Braid	Jacket / Nom. O.D.				
RG 8 MINI									
8282X	RG 8 Mini	16 AWG STR BC	GIFPE	96% BC	PVC .242	50 2.50 100 3.70 200 5.40 400 8.00 1000 13.20	24.8	82%	50
8282XA	RG 8 Mini	16 AWG STR BC	GIFPE	96% BC	Type 2A NCV .242	50 2.50 100 3.70 200 5.40 400 8.00 1000 13.20	24.8	82%	50
RG 8/U LMR 240 TYPE									
1482ATC	RG 8/U/LMR 240 Type	16 AWG STR BC	GIFPE	Foil + 95% TC	Flexible PVC .242	50 2.20 100 3.30 200 4.90 400 5.30 1000 8.80	24.8	84%	50
2400PE	LMR 240 Type	15 AWG SOL BC	GIFPE	Foil + 95% TC	Type 3A PE .240	50 1.70 150 3.00 220 3.70 450 5.30 900 7.60	22	86%	50
RG 8/U									
1407	RG 8/U	11 AWG STR BC	GIFPE	95% BC	PVC .405	50 .90 100 1.30 200 1.90 400 2.80 1000 4.70	25.5	81%	50
8208	RG 8/U	13 AWG STR BC	LLDPE	97% BC	PVC .405	50 1.30 100 1.90 200 2.70 400 4.10 1000 8.00	30.6	66%	50
8208A	RG 8/U	13 AWG STR BC	LLDPE	97% BC	Type 2A NCV .405	50 1.30 100 1.90 200 2.70 400 4.10 1000 8.00	30.6	66%	50
8082	RG 8/U	13 AWG STR BC	GIFPE	97% BC	PVC .405	50 1.10 100 1.80 200 2.60 400 4.20 900 6.80	26	82%	52
1415A	RG 8/U	9.5 AWG SOL BC	Air Space LLDPE	Foil + 88% TC	PVC .405	50 .90 100 1.30 200 1.80 500 3.00 1000 4.50	24.6	83%	50
RG 8/U LMR 400 Type									
1408	RG 8/U/LMR 400 Type	10 AWG STR BC	GIFPE	Foil + 95% TC	Flexible PVC .405	50 1.30 100 1.90 200 2.60 400 3.50 1000 5.40	24.6	84%	50
1447	RG 8/U/LMR 400 Type	10 AWG STR BC	GIFPE	Foil + 95% TC	Type 3A PE .405	50 1.10 100 1.50 200 2.00 400 3.00 1000 5.00	24.6	84%	50

ADC Part #	Product Description					Nominal Attenuation MHZ db/100ft	Nominal Capacitance pF/FT	Nominal Velocity of Propagation	Nominal Impedance Ohms
	Type	Conductor	Dielectric	Braid	Jacket / Nom. O.D.				
RG 8/U LMR 400 TYPE CONTINUED									
4000PE	RG 8/U/LMR 400 Type	.108 Solid CCA	GIFPE	Foil + 95% TC	Type 3A PE .405	50 .90 150 1.50 220 1.90 450 2.70 900 3.90	23	86%	50
4000UF	RG 8/U/LMR 400 Type	.108 Solid CCA	GIFPE	Foil + 95% TC	Flexible Polyolefin .405	50 .90 150 1.50 220 1.90 450 2.70 900 3.90	23	86%	50

RG 58/U Coaxial Cable



ADC Part #	Product Description					Nominal Attenuation MHZ db/100ft	Nominal Capacitance pF/FT	Nominal Velocity of Propagation	Nominal Impedance Ohms
	Type	Conductor	Dielectric	Braid	Jacket / Nom. O.D.				
RG 58/U									
8058C	RG 58C/U	20 AWG STR TC	LLDPE	95% TC	Type 2A NCV .195	50 3.70 100 5.40 200 8.10 400 12.40 1000 22.80	28.5	66%	53.5
8158	RG 58/U	20 AWG SOL BC	LLDPE	80% BC	PVC .195	50 2.50 100 3.80 200 5.60 400 8.40 1000 14.50	28.5	66%	53.5
8058BC	RG 58/U	20 AWG SOL BC	LLDPE	95% BC	PVC .195	50 2.50 100 3.80 200 5.60 400 8.40 1000 14.50	28.5	66%	53.5
8058ABC	RG 58A/U	20 AWG STR BC	LLDPE	95% BC	PVC .195	50 3.70 100 5.40 200 8.10 400 12.40 1000 22.80	28.5	66%	53.5
8258BC	RG 58/U	20 AWG SOL BC	GIFPE	80% BC	PVC .195	50 3.20 100 4.50 200 6.40 500 10.06 1000 14.50	26.0	82%	52.0
4-8058BC	RG 58/U	20 AWG SOL BC	LLDPE	95% BC	CM-UL PVC .195	50 2.50 100 3.80 200 5.60 400 8.40 1000 14.50	28.5	66%	50.0
4-8258BC	RG 58/U	20 AWG SOL BC	GIFPE	95% BC	CM-UL PVC .195	50 3.20 100 4.50 200 6.40 500 10.06 1000 14.50	26.0	82%	52.0
4-8058	RG 58/U	20 AWG SOL BC	LLDPE	95% TC	CM-UL PVC .195	50 2.50 100 3.80 200 5.60 400 8.40 1000 14.50	28.5	66%	51.5
4-8058A	RG 58A/U	20 AWG STR TC	LLDPE	95% TC	CM-UL PVC .195	50 3.70 100 5.40 200 8.10 400 12.40 1000 22.80	28.5	66%	51.5
8056PE	RG 58/LMR 195 Type	.037 SOL BC	GIFPE	Foil + 95% TC	Type 3A PE .195	50 2.50 150 4.40 220 5.40 450 7.80 900 11.10	25.4	86%	50.0






MISCELLANEOUS Coaxial Cable

ADC Part #	Product Description					Nominal Attenuation MHz db/100ft	Nominal Capacitance pF/FT	Nominal Velocity of Propagation	Nominal Impedance Ohms
	Type	Conductor	Dielectric	Braid	Jacket / Nom. O.D.				
RG 213/U									
8213A	RG 213/U	12 AWG STR BC	LLDPE	96% BC	Type 2A NCV .405	50 1.30 100 1.90 200 2.70 400 4.10 1000 8.00	30.8	66%	50
8213	RG 213/U	12 AWG STR BC	LLDPE	96% BC	PVC .405	50 1.30 100 1.90 200 2.70 400 4.10 1000 8.00	30.8	66%	50
RG 214/U									
8214SC	RG 214/U	12 AWG STR SCC	LLDPE	2 x 97% SCC	Type 2A NCV .425	50 1.30 100 1.90 200 2.70 400 4.10 1000 8.00	30.8	66%	50
8214TC	RG 214/U	12 AWG STR TC	LLDPE	2 x 97% TC	PVC .425	50 1.30 100 1.90 200 2.70 400 4.10 1000 8.00	30.8	66%	50
RG 217/U									
8217A	RG 217/U	.106 SOL BC	LLDPE	2 x 95% BC	Type 2A NCV .545	50 1.00 100 1.40 200 3.70 400 4.30 1000 7.00	30.8	66%	50
RG 223/U									
8223SC	RG 223/U	19 AWG SOL SCC	LLDPE	2 x 95% SCC	Type 2A NCV .212	50 2.80 100 4.10 200 6.00 400 8.80 1000 14.50	30.8	66%	50
8223TC	RG 223/U	19 AWG SOL TC	LLDPE	2 x 95% TC	PVC .212	50 2.80 100 4.10 200 6.00 400 8.80 1000 14.50	30.8	66%	50
RG 174/U									
8174	RG 174/U	26 AWG STR BCCS	LLDPE	90% TC	PVC .100	50 5.80 100 8.40 200 12.50 400 19.0 1000 34.0	30.8	66%	50
RG 62A/U									
4-8062A	RG 62A/U	22 AWG SOL CCS	Air Space LLDPE	95% BC	CM-UL PVC .242	50 1.90 100 2.70 200 3.80 400 5.30 1000 8.70	13.5	84%	93
RG 59/U									
4-8259B	RG 59 B/U	23 AWG SOL CCS	LLDPE	95% BC	CM-UL PVC .242	50 2.30 100 3.82 200 5.60 400 8.00 1000 10.70	20.6	66%	75
4-2459	Mini RG 59/U	25 AWG SOL BC	GIFPE	95% BC	CM-UL PVC .146	50 3.10 100 4.20 200 5.80 400 8.60 1000 14.40	16.2	84%	75

Rotor Cable Antenna Accessory Wire



Product Info

Construction:

- Bare Copper
- PVC Insulation
- Black PVC Jacket

Specifications:


- 200 V
- -20°C to +60°C

Color Coding:

Power	Control
Black	Red
White	Green
	Brown
	Blue
	Yellow
	Orange

ADC Part#	Product Description	Insulation Thickness	Outer Jacket Thickness	Nominal O.D	Available Put-ups
218622	Standard Duty Rotor (2) 18 AWG (6) 22 AWG	.016 .012	0.032	0.260	500'/1000' Reels
216618	Heavy Duty Rotor (2) 16 AWG (6) 18 AWG	.018 .018	0.032	0.346	500'/1000' Reels
214616	Heavy Duty Rotor (2) 14 AWG (6) 16 AWG	.024 .018	0.035	0.478	500'/1000' Reels
212614	Heavy Duty Rotor (2) 12 AWG (6) 14 AWG	.024 .018	0.045	0.542	500'/1000' Reels

Automotive Zip Cord Speaker Wire



Product Info

Construction:

- Bare Copper
- PVC Insulation
- Black/Red Color Code

Specifications:

- 200 V
- -20°C to +60°C

ADC Part #	Product Description	Stranding	Insulation Thickness	Nominal O.D	Available Put-ups
1182	18 AWG Red/Black Auto Zip Speaker Wire	16/30 BC	0.025	.100 x .215	500'/1000' Reels
1162	16 AWG Red/Black Auto Zip Speaker Wire	26/30 BC	0.025	.110 x .235	500'/1000' Reels
1142	14 AWG Red/Black Auto Zip Speaker Wire	41/30 BC	0.025	.120 x .255	500'/1000' Reels
1122	12 AWG Red/Black Auto Zip Speaker Wire	65/30 BC	0.030	.160 x .335	500'/1000' Reels

Specifications

MECHANICAL SPECIFICATIONS:

MATERIAL	PLATING (Note 1)
BODY, NUT: Brass	Nickel
FERRULE: Brass	Nickel
CONTACT: BeCu	Gold
INSULATOR: Teflon	
GASKET: None	

COUPLING: Threaded

TERMINATION: Hex Crimp

COUPLING RETENTION: 50+ lbs

CABLE RETENTION: 35+ lbs

ROHS: Compliant

PKG. Qty: 10

ELECTRICAL SPECIFICATIONS:

FREQUENCY: 0 - 1GHz

IMPEDANCE: 50 Ohm

VSWR MAX.: 1.2:1


INSERTION LOSS: .1dB

VOLT. MAX: 500 VDC

TEMP. RANGE: -50°C to +150°C

NOTES:

- 1) Available in Silver Plating
- 2) Use ADC A902T for Stripping
- 3) Use ADC A802T for Crimping



Type Mini-UHF Connectors

ADC Part #	Description, Cable Group
M1D1T	Mini-UHF Male Plug, Crimp RG58/LMR200 Type
M1D2T	Mini-UHF Male Plug, Crimp RG59
M2D1T	Mini-UHF Female Cable Jack RG58/LMR200 Type
M14NT	Mini-UHF Female, Bulkhead Mount Jack with Solder Tail

Specifications

MECHANICAL SPECIFICATIONS:

MATERIAL	PLATING (Note 1)
BODY, NUT: Brass	Nickel
FERRULE: Brass	Nickel
CONTACT: Brass	Tin-Nickel (Note 2)
INSULATOR: Teflon	
GASKET: None	

COUPLING: Threaded

TERMINATION: Crimp or Solder

COUPLING RETENTION: 100+ lbs

CABLE RETENTION: 30+ lbs

ROHS: Compliant

PKG. Qty: 10

ELECTRICAL SPECIFICATIONS:

FREQUENCY: 0 - 500 MHz

IMPEDANCE: 50 Ohm

VSWR MAX.: 1.5:1


INSERTION LOSS: .3 dB Max

VOLT. MAX: 750 VDC

TEMP. RANGE: -50°C to +150°C


NOTES:

- 1) Nickel Plating for Crimp; Silver for Solder
- 2) Gold (50 u") Standard For Solder
- 3) Use ADC A902T for Stripping
- 4) Use ADC A802T for Crimping



Type UHF Connectors

ADC Part #	Description, Cable Group
U1D1T	PL-259 Crimp Plug RG58/LMR200 Type
U1D4T	PL-259 CRIMP RG8/214/LMR400 Type
U1D8T	PL-259 CRIMP RG8X/LMR240 Type
U1S4TS	PL-259 Solder Plug RG8/214/LMR400 Type
UG-175	Reducer RG58/LMR200 Type
UG-176	Reducer RG8X LMR240 Type
U10NT	UHF Panel Mount Jack with Solder Tail



Type N Connectors

ADC Part #	Description, Cable Group
N1D1TS	Straight Male Crimp Plug RG58/LMR200 Type
N1D8TS	Straight Male Crimp Plug RG8X/LMR240 Type
N1D4TS	Straight Male Crimp Plug RG8/213/214/LMR400 Type
N1S4TS	Straight Male Solder Plug RG8/213/214/LMR400 Type
N1CL4TS	Straight Male Clamp Plug RG8/213/214/LMR400 Type
N2D1TS	Straight Female Crimp RG58/LMR200 Type
N2D1TS	Female Panel Mount Jack RG58/LMR200 Type
N10NTS	Female Panel Mount Jack with Solder Tail
N3NTS	Jack to Jack Coupler

Specifications

MECHANICAL SPECIFICATIONS:

MATERIAL

BODY, NUT: Brass
 FERRULE: Brass
 CONTACT: BeCu
 INSULATOR: Teflon (Note 2)
 GASKET: Silicone Rubber

PLATING

Silver (Note 1)
 Silver
 Gold (50U")

COUPLING: Threaded

TERMINATION: Dual Crimp, Solder or Clamp

COUPLING RETENTION: 100+ lbs

CABLE RETENTION: 35+ lbs

ROHS: Compliant

PKG. Qty: 10

ELECTRICAL SPECIFICATIONS:

FREQUENCY: 0 - 4GHz

IMPEDANCE: 50 Ohm

VSWR MAX.: 1.2:1


INSERTION LOSS: .1dB Max

VOLT. MAX: 1000 VDC

TEMP. RANGE: -60°C to +200°C

NOTES:

- 1) Available in Nickel Plating
- 2) Available in Bakelite or Delrin
- 3) Use ADC A902T for Stripping
- 4) Use ADC A802T for Crimping (except RG8/214/LMR400)



Type SMA Connectors

ADC Part #	Description, Cable Group
S1D1T	SMA Straight Male Plug Crimp RG58/LMR200 Type
S2D1T	SMA Female Cable Jack Crimp RG58/LMR200 Type

Specifications

MECHANICAL SPECIFICATIONS:

MATERIAL

BODY, NUT: Brass
 FERRULE: Brass
 CONTACT: BeCu
 INSULATOR: Teflon
 GASKET: Silicone Rubber

PLATING (Note 1)

Nickel
 Nickel
 Gold (50U")

COUPLING: Threaded

TERMINATION: Crimp

COUPLING RETENTION: 75+ lbs

CABLE RETENTION: 35+ lbs

ROHS: Compliant

PKG. Qty: 10

ELECTRICAL SPECIFICATIONS:

FREQUENCY: 0-5Ghz

IMPEDANCE: 50 Ohm

VSWR MAX.: 1.1:1

INSERTION LOSS: .05 dB Max

VOLT. MAX: 400 VDC

TEMP. RANGE: -50°C to +150°C

NOTES:

- 1) Available in Gold Plating
- 2) Use ADC A902T for Stripping
- 3) Use ADC A802T for Crimping

Specifications

MECHANICAL SPECIFICATIONS:


MATERIAL	PLATING
BODY, NUT: Brass	Nickel (Note 1)
FERRULE: Brass	Nickel
CONTACT: BeCu	Gold (50U")
INSULATOR: Teflon	
GASKET: Silicone Rubber	
COUPLING: Bayonet Nut (BNC)	
TERMINATION: Hex Crimper	
COUPLING RETENTION: 100+ lbs	
CABLE RETENTION: 35+ lbs	
ROHS: Compliant	
PKG. Qty: 10	

ELECTRICAL SPECIFICATIONS:

FREQUENCY: 0-3GHz
IMPEDANCE: 50 or 75 Ohm
VSWR MAX.: 1.3:1 Max.
INSERTION LOSS: 0.1dB
VOLT. MAX: 500 VDC
TEMP. RANGE: -65°C to +150°C

NOTES:

- 1) Silver plating available. Add "S" to Part Number
- 2) Available in single or dual crimp or clamp style
- 3) Use ADC A902T for Stripping
- 4) Use ADC A802T for Crimping



Type BNC Connectors

ADC Part #	Description, Cable Group
B1D1T	Straight Male Crimp Plug RG58/LMR200 Type
B1D6T	Straight Male Crimp Plug RG8X/LMR240 Type
B1D8T	Straight Male Crimp Plug RG8/213/214/LMR400 Type
B2D1T	Straight Male Solder Plug RG8/213/214/LMR400 Type

ADC offers a full line of Between Series Adapters, In Series Couplers, Right Angle Adapters, and Reducers. Some common examples are listed below.

Please consult the factory for availability.



Connector Adapters

Right Angle Adapters (Male-Female)	Straight Jack to Jack Coupler	Types of Between Series Adapters Available	
UHF U4N7T	UHF U3N7T	N Male to BNC Male	N Female to BNC Male
BNC B4N7T	BNC B4N7T	N Male to BNC Female	N Female to BNC Female
Mini-U M4N7T	Mini-U M4N7T	N Male to UHF Male	N Female to UHF Male
N N4N7T	N N4N7T	N Male to UHF Female	N Female to UHF Female
		N Male to SMA Female	N Female to SMA Male



Ratchet Crimp Tools

A802T
A803T
A801K



Rotary Coax Strip Tool

A901T

ADC Part #	Application
A802T	RG-58, LMR195, RG-8X, LMR240 TYPE
A803T	RG-174
A801K	RG-8/214, LMR400 TYPE
A901T	RG-58 AND RG-8X



Competitor Cross Reference Chart

ADC Part #	JSC Part #	Belden Part #
8282X	3060	9258
1407		8214
8208	3020	8237
8208A	3010	9251
8082	3030	
1415A	3500	
4000PE	3810	7810A
8158	3160	9201
8058BC	3150	
8058ABC	3110	
8258BC	3130	
4-8058A		B8259
4-8058BC	3152	
4-8258BC	3172	
8213A	3780	8267
8213	3770	
8214SC		8268
8223SC		9273
8174	3750	8216
4-8062A	3710	9269
212616	5971	
214618	5972	

ADC Cable & Connector Recommendations

RG-8 MINI AND RG-8 LMR240

BNC: BID8D (DUAL CRIMP) OR B1H123D (SINGLE CRIMP)
 MINI-UHF: MU1D8D (DUAL CRIMP)
 UHF: U1H8D (DUAL CRIMP) U1S8T (SOLDER*)
 N: N1D8T (DUAL CRIMP)

RG-8/U AND RG-8 LMR400

UHF: U1D4D (DUAL CRIMP), U1S4T (SOLDER)
 N: N1D4T (DUAL CRIMP)

RG-58/U (LMR195 AND LMR200), INCLUDING RG-223

BNC: B1D1D (DUAL CRIMP) OR B1H123D (SINGLE CRIMP)
 MINI-UHF: B1D1T (DUAL CRIMP)
 SMA: S1D1T (DUAL CRIMP)
 UHF: U1D1D (DUAL CRIMP), U1S1T (SOLDER**)
 N: N1D1T (DUAL CRIMP)

RG-174

BNC: B1D6D (DUAL CRIMP), B1H123D (SINGLE CRIMP)
 SMA: S1D6T (DUAL CRIMP)

RG-59 AND RG-62

BNC: B1D2D (DUAL CRIMP), B1H123D (SINGLE CRIMP)

* MUST USE UG-176 REDUCER

** MUST USE UG-175 REDUCER





Cable & Connectors For

- Antenna Systems
- Antenna Rotors
- HAM Radios



ADVANCED
DIGITAL CABLE INC.

94 Eagle Fork Rd
Hayesville, NC 28904
Phone: 800-343-2579
FAX: 828-389-3922
www.adcable.com