

Blue Diamond

SKIN CLEARING LED DEVICE

Instruction Manual

mylifemyshop

Congratulations!

You have taken the first step towards having a more beautiful, radiant and youthful complexion. With continuous use, you will achieve results beyond conventional skin care products.

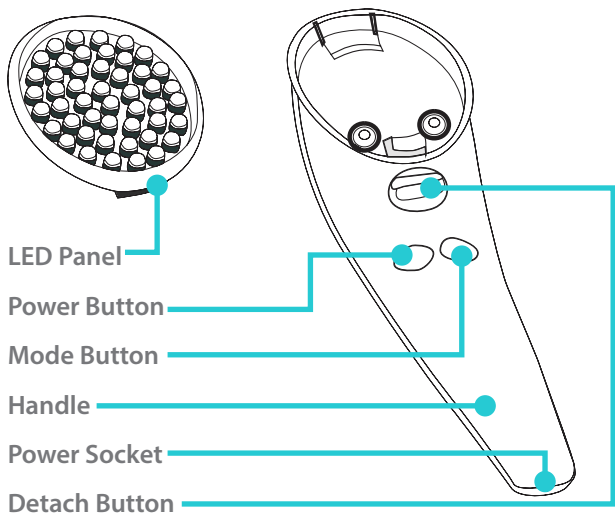
Please read all instructions and safety precautions carefully before using this device.

The Blue Diamond Skin Clearing LED Device is handheld and employs light therapy technology: non-invasive, low-level, non-thermal light energy. It has been designed for individuals who want to manage their own treatments and touch-ups at home or traveling.

This device uses different light wavelengths that reduce acne & inflammation.

Within 4 to 8 weeks of proper use, most people can notice reduction in the appearance of acne and the production of new acne. They also notice an overall healthy, radiant and more even toned younger looking complexion.

Your Blue Diamond



Proper Use

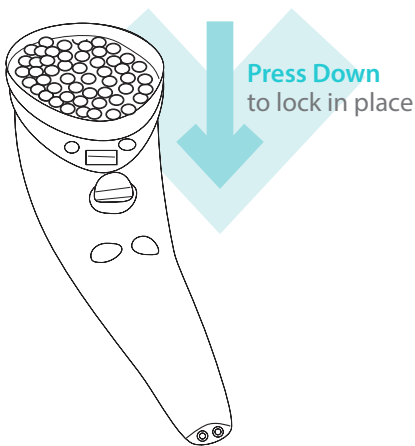
Each session should take 24 minutes:

- 9 minute on pulsating mode
- 15 minutes on constant mode
- 7 times a week and continue for 8 weeks for a total of 56 sessions

Getting Started

For optimal results, follow the procedure once a day until results achieved.

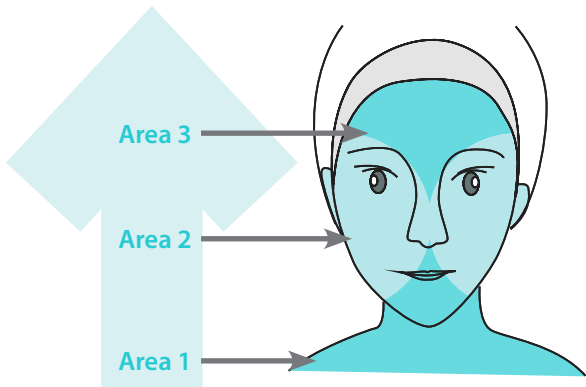
1. Wash your face and neck thoroughly, then pat dry before using the Blue Diamond Skin Clearing Light Device.
2. Insert the Blue LED Panel into the top part of the handle. Slightly press it until you hear a "click" sound.



3. Place the LED panel directly on the skin.

Pulsating Mode

1. Divide the face into 3 sections.



2. Press the system on your face and power on the unit.
- 3, Press the Mode button on the handle to use the pulsating light.
3. Start treatment at the base of your neck.
4. Move the handle slowly and gently to other sections, such as face and forehead, in circular & upward movements, working each section for 3 minute intervals, for a total of 9 minutes.

Constant Light Mode

- 1 Divide the face into 5 sections:



2. Use the Constant light option by pressing the “Mode” button on the handle.
3. Use a glide, lift and hold technique for 3 minutes per section for a total of 15 minutes. (This device will automatically shut off after 24 minutes) or let it shut itself off automatically.

Attention:

LED lights are very bright, so please do NOT point the light system directly at your eyes. It is recommended that you close eyes when you are currently using your Light on or near. If your eyes are extra sensitive, we recommend eye-shields.

After Treatment

After Use

When you have finished your LED Light Treatment, apply an appropriate Hydrator and / or Sunscreen to rejuvenate and moisturize your skin..

Cleaning Instructions

Wipe **LED panel** with alcohol after each treatment.

DO NOT clean under water.

Clean the **Blue Diamond** handle with a soft damp cloth and light dish soap. Do not submerge it in water, or use chemicals or abrasives to clean it.

Warnings & Cautions

- If pregnant or taking medication, such as Tetracycline, which causes light sensitivity, please consult your physician prior to use.
- If you are using a thyroid medication or have a thyroid condition, do not use this model over the thyroid gland.
- Consult your doctor or dermatologist before using this device over any suspicious or cancerous lesion.


Additional LED Panels

*This unit is interchangeable and provides you the option to purchase additional LED panels
Please visit www.mylifemyshop.com for further information.*



Red Diamond

Skin Renewal LED Panel for fine lines & wrinkles



Green Diamond

Flawless Skin LED Panel for hyperpigmentation.

- Do not use around running water, sinks or tubs.
- Do not use over or near a recent steroid injection.
- Do not apply light to an open wound.
- Do not use with any ointments or creams that contain heat-producing ingredients.
- Keep away from children.

Thank you for choosing

mylifemyshop

in the spirit of welcoming you
we would like to offer ...



50%
OFF

Your next purchase!

Just enter this exclusive code

BLUELIGHT50

at checkout when you visit MyLifeMyShop.com



ONE-YEAR WARRANTY

This My Life My Shop product is warranted to be free of manufacturer's defects in materials or workmanship for one year from the date of purchase. Damage or wear resulting from an accident, misuse, abuse, commercial use, or unauthorized adjustment and/or repair are not covered under this warranty.

Should this product require warranty service (or replacement at our discretion) please contact client service to obtain a Return Merchandise Authorization number (RMA) and return instructions, proof of purchase is required. Products returned without a My Life My Shop generated RMA number will not be accepted and the sender will not receive a refund, replacement, or repaired product.

mylifemyshop.com

info@mylifemyshop.com

1.888.870.2132

There are no express warranties except as listed above. This warranty gives you specific legal rights and you may have other rights which vary from state to state.

PLEASE DO NOT RETURN THIS PRODUCT TO THE RETAILER. CONTACT US DIRECTLY FOR WARRANTY SERVICE OR REPAIR, THANK YOU.