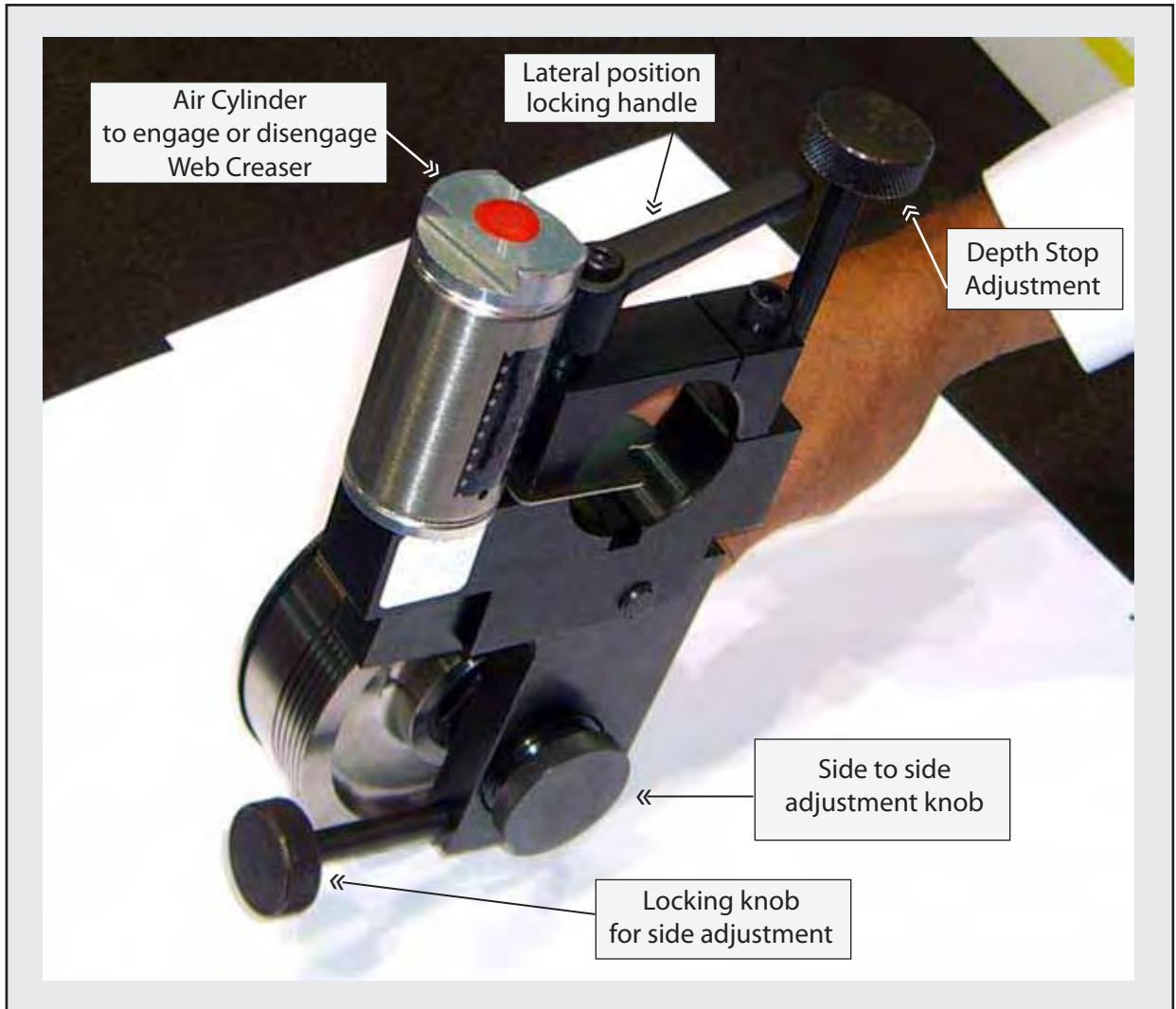


Web Creaser on Holder



Technifold USA
Shop Online 24/7 at
<http://store.technifoldusa.com>
Sales Office (973) 383-7920
Info@TechnifoldUSA.com
www.TechnifoldUSA.com

Web Creaser

Creasing system to fit a Web Press

Stock Code: **TRI-WEB-02**

Shaft Size: **20mm Shaft**
Outer Diameter: **125mm**

SETTINGS



Additional Information

Options

A fixed version is available

To fit 4" Shaft (101.6mm)

Outer Diameter 4.9" (124.64mm)



Web Creaser shown attached to Technifold accessory holder

Contents of Package

2x Male/Female Components:

5x Creasing Rib - Orange (M-33A):
(Light to Medium Stocks)

5x Creasing Rib - Blue (M-34):
(Medium to Heavy Stocks)

5x Creasing Rib - Yellow (M-33):
(Medium to Heavy Stocks)

1x Extraction Tool:

used to remove the inserts from Male Component




Shop Online 24/7 at <http://store.technifoldusa.com>

Tech 060


www.technifoldUSA.com Tel: (973) 383-7920

Web Creaser Crease Setting Guide




Channel 1

Channel 1
use M-33A Orange creasing rib
Range of stocks:
.004" - .007"
50# offset - 60# Cover




Channel 2

Channel 2
use M-33A Orange creasing rib
or M-34 Blue
Range of stocks:
.006"-.008"
40 - 80# Cover




Channel 3

Channel 3
use M-33A Orange creasing rib
or M-34 Blue
Range of stocks:
.006"- .009"
40 - 80# Cover




Channel 4

Channel 4
use M-34 Blue
Range of stocks:
.007" - .010"
60-100# Cover




Channel 5

Channel 5
use M-34 Blue creasing rib
or M-33 Yellow
Range of stocks
.008 - .012"
75# - 120# Cover



Channel 6

Channel 6
use M-34 Blue creasing rib
or M-33 Yellow
Range of stocks:
.009"+
100# Cover +



Inside of crease
should be a smooth,
rounded bead

Tips for a High Quality Crease with the Web Creaser

- 1) Start with recommended crease settings for your stock (above)
- 2) Crease with male into the **outside** of the fold. Each component can be used as either male OR female to allow creasing from either side of the web.
- 3) Use **minimum pressure** needed to get a smooth, rounded bead on the inside of the crease
- 4) **Test** different settings to see what gives you the best results for your stocks. You may also find that lighter stocks require creasing with the male component on the inside (conventional scoring.)


Tech Support: email techsupport@technifoldusa.com

To **Order Replacement Parts:**


Order Online 24/7 at <http://store.technifoldusa.com>

or Call 973-383-7920 M-F 10-4 eastern

Web Perforator Installation w/ Holders - Cross Section



Web Creaser Installed w/ Holders




Setting position of perf anvil relative to lead-in and lead-out rollers.

- Engage air cylinder 'A'
- Use adjustment knob 'B' to position anvil so that it's in line with your rollers, as indicated by red line.

Questions about your installation?

Need to place an order?

Holders Shown without Devices



Technifold USA
Shop Online 24/7 at
<http://store.technifoldusa.com>

Sales Office (973) 383-7920

Info@TechnifoldUSA.com

www.TechifoldUSA.com

