

HydraPort® 6 Module Connection Ports

HPX-600SL, Brushed Aluminum (FG560-01-SL)

HPX-600BL, Black Anodized (FG560-01-BL)



Overview

The HPX-600 / HydraPort® 6 Module Connection Ports is a modular AV table box for connecting mobile devices to projectors or displays in a conference room or classroom. This sleek, flush-mount table box is typically installed in a conference room or classroom table, featuring a uniquely-designed lid that conveniently opens in both directions to provide a clean, unobtrusive look.

No matter how you bring in your content - via HDMI, VGA, USB and other popular formats - you have access to the cable or connection you need, whenever you need it. The HydraPort Architectural Connectivity System uses simple, interchangeable modules to put together the exact future-proof configuration you need today and tomorrow.

Common Applications

- With 6 available modules, the HPX-600 is perfect for smaller rooms that need the capability to connect a small number of different device types to the AV system, or to provide AC power to one or two different devices
- The HPX-600 is designed for any conference room, classroom or boardroom that requires the capability to connect devices to the AV system, with an unobtrusive style
- With the capability to accommodate AMX Metreau Keypads, the HPX-600 is ideal for large rooms that require an additional control interface at the table or lectern, or for small huddle spaces where the Metreau Keypads are the primary control interface

Features

- **Future-Proof Modular Design** – Features an assembly with the flexibility to change the modules to meet current and future needs

- **Elegant and Unobtrusive** – Flush-mount design installs cleanly into a lectern or table and the lid conveniently opens in both directions providing a sleek look
- **No Electrician Required** – HydraPort power modules can be connected directly to a wall or floor outlet eliminating the need for an electrician
- **Control The Room** – Add Metreau® or Novara® Keypad modules to control AV devices, lighting or shades as well as to initiate pre-programmed events
- **Anodized Aluminum** – These stylish, low profile connectivity ports have the same contemporary brushed aluminum enclosure as the higher-end office furniture manufacturers at the same price as most competitive painted metal models

Specifications

GENERAL	
Dimensions	Max above mounting surface: 5/16" (7.3mm) with lid open, 1/8" (3mm) with lid closed Max below mounting surface: 6 15/16" (175 mm) Mounting surface footprint: 8 3/16" x 5 7/16" (208mm x 138mm) Min. mounting surface thickness: 3/4" (19 mm) Max mounting surface thickness: 2" (51 mm) Table Cutout Dimensions: 7.64" x 4.84" (194mm x 123mm)
Number of Modules Supported	Module sizes are provided in "HydraPort units" Modules range in size from 1/2 to 4 1/2 HydraPort units The HPX-600 supports up to 6 total single-space modules
Available Models	HPX-600SL, Brushed Aluminum (FG560-01-SL) HPX-600BL, Black Anodized (FG560-01-BL)
Enclosure	Black finish metal frame and lid with black plastic end caps
Certifications	UL 962A
Recommended Accessories	<ul style="list-style-type: none"> • See HPX-600 Compatible HydraPort Connection Modules on next page • HPA-MYT-TX, MyTurn Source Selector Button (FG554-21) • HPA-MYT-RX, MyTurn Source Selector Receiver (FG554-23) • EXTR-HDMI-PWR, Powered HDMI Extender (FG558-21) • CBL-HDMI-FL2-16, HDMI 4K60 MyTurn-Ready Flat Cable, 16 ft (FG10-2192-16) • CBL-HDMI-FL2-32, HDMI 4K60 MyTurn-Ready Flat Cable, 32 ft (FG10-2192-32) • CBL-HDMI-FL, HDMI High Speed Flat Cable with RedMere® Technology (FG10-2180-16) • CBL-USB-FL2, USB MyTurn-Ready Flat Cable (FG10-2197-16) • CBL-DP-FL2, DisplayPort 4K60 MyTurn-Ready Flat Cable (FG10-2193-16) • CBL-MDP-FL2, Mini DisplayPort 4K60 MyTurn-Ready Flat Cable (FG10-2196-16) • CBL-DP-FL, DisplayPort High Speed Flat Cable with

	<p>RedMere® Technology (FG10-2181-16)</p> <ul style="list-style-type: none"> •CBL-ETH-FL2, Cat6 Ethernet Cable (FG10-2194-16) •CBL-ETH-FL, Ethernet Cat5e Flat Cable (FG10-2182-16) •CBL-RGB+A-FL2, RGB with Audio MyTurn-Ready Flat Cable (FG10-2195-16) •CBL-RGB+A-FL, RGB with Audio Flat Cable (FG10-2183-16)
--	---

HPX-600 COMPATIBLE HYDRAPORT CONNECTION MODULES	
<p>HPX-AV102-HDMI-R (FG552-32) HDMI 4K60 Module with Retractable MYTurn-Ready Cable</p> 	<p>OVERVIEW The HydraPort HDMI 4K60 Module with Retractable Cable delivers digital video in resolutions up to 4K @60Hz. The compact, easy to install solution organizes and hides cables in virtually any type of conference table, including narrow tables, and those with glass inlay. With the addition of a clip-on MyTurn Source Selection Button, it is easy to instruct the system to switch to the selected input.</p> <p>DIMENSIONS</p> <ul style="list-style-type: none"> •1 1/2 HydraPort Units •Under Table Enclosure Volume: 20 in3 <p>WEIGHT Approximately 1lb (0.46 Kg)</p> <p>INTEGRATED CABLE</p> <ul style="list-style-type: none"> •HDMI 4K60 Retractable Cable at 18 Gbps •Pullout Length: 5 ft (1.52m) •Pigtail: 6 ft (1.83m) •Pigtail Connector: HDMI Male •Data Rate: 18 Gbps •Resolution Support: up to 4096 x 2160 @60Hz •Deep Color Support: Yes •3D Format Support: Yes <p>FRONT PANEL COMPONENTS Pull-Out Connector: HDMI Male</p> <p>LONG-TERM RELIABILITY Tested to 5,000 pull and release cycles</p> <p>RECOMMENDED ACCESSORIES</p> <ul style="list-style-type: none"> •EXTR-HDMI-PWR, Powered HDMI Extender (FG558-21) •HPA-MYT-TX, MyTurn Source Selector Button (FG554-21) •HPA-MYT-RX, MyTurn Source Selector Receiver (FG554-23) •CBL-HDMI-FL2-16 HDMI 4K60 MyTurn-Ready Flat Cable (FG10-2192-16) •CBL-HDMI-FL2 HDMI-32 4K60 MyTurn-Ready Flat Cable (FG10-2192-32)

HPX-AV101-HDMI-R (FG552-27)
HDMI Module with Retractable Cable



OVERVIEW

The HydraPort HDMI Module with Retractable Cable delivers a compact, easy to install solution that organizes and hides cables in virtually any type of conference table, including narrow tables and those with glass inlay.

DIMENSIONS

1 1/2 HydraPort Units
Under Table Enclosure Volume: 20 in³

WEIGHT

Approximately 1lb (0.46 Kg)

INTEGRATED CABLE

- High Speed HDMI Retractable Cable with RedMere® Technology
- Pullout Length: 5 ft (1.52m)
- Pigtail: 6 ft (1.83m)
- Pigtail Connector: HDMI Male
- Data Rate: 10.2 Gbps
- Resolution Support: up to 1920x1080p @ 120 Hz
- Deep Color Support: Yes, 48-bit (16 bits per color)
- 3D Format Support: Yes
- Plating: 24K Gold

FRONT PANEL COMPONENTS

Pull-Out Connector: HDMI Male

LONG-TERM RELIABILITY

Tested to 5,000 pull and release cycles

RECOMMENDED ACCESSORIES

- EXTR-HDMI-PWR, Powered HDMI Extender (FG558-21)

HPX-N102-ETH-R (FG552-34)
Cat6 Ethernet Module with Retractable Cable



OVERVIEW

The HydraPort Category 6 Ethernet Module with Retractable Cable delivers a compact, easy to install solution that organizes and hides cables in virtually any type of conference table, including narrow tables and those with glass inlay.

DIMENSIONS

- 1 1/2 HydraPort Units (See the HPX-600, HPX-900 or HPX-1200 specifications section for an explanation of HydraPort units)
- Under Table Enclosure Volume: 20 in³


WEIGHT

Approximately 1lb (0.46 Kg)

INTEGRATED CABLE

- Ethernet Cat6 Retractable Cable
- Pullout Length: 4 ft (1.22m)
- Pigtail: 8 ft (2.44m)
- Pigtail Connector: RJ-45 Male
- Data Rate: 1000Base-T (Gigabit Ethernet)

	<p>FRONT PANEL COMPONENTS Pull-Out Connector: RJ-45 Male</p> <p>LONG-TERM RELIABILITY Tested to 5,000 pull and release cycles</p> <p>RECOMMENDED ACCESSORIES CBL-ETH-FL2, Cat6 Ethernet Flat Cable (FG10-2194-16)</p>
<p>HPX-N101-ETH-R (FG552-30) Ethernet Cat5 Module with Retractable Cable</p> 	<p>OVERVIEW The HydraPort Cat5e Ethernet Module with Retractable Cable delivers a compact, easy to install solution that organizes and hides cables in virtually any type of conference table, including narrow tables and those with glass inlay.</p> <ul style="list-style-type: none"> •No Assembly, Adjustments or Terminations – Installs quickly and easily with no special mounting <p>DIMENSIONS 1 1/2 HydraPort Units Under Table Enclosure Volume: 20 in3</p> <p>WEIGHT Approximately 1lb (0.46 Kg)</p> <p>INTEGRATED CABLE</p> <ul style="list-style-type: none"> •Ethernet Cat5e Retractable Cable •Pullout Length: 4 ft (1.2m) •Pigtail: 6 ft (1.83m) •Pigtail Connector: RJ-45 Male <p>FRONT PANEL COMPONENTS Pull-Out Connector: RJ-45 Male</p> <p>LONG-TERM RELIABILITY Tested to 5,000 pull and release cycles</p>
<p>HPX-AV103-RGB+A-R (FG552-35) RGB with Stereo Module with Retractable MyTurn-Ready Cable</p> 	<p>OVERVIEW The HydraPort RGB with Stereo Module with Retractable Cable delivers a compact, easy to install solution that organizes and hides cables in virtually any type of conference table, including narrow tables and those with glass inlay. With the addition of a clip-on MyTurn Source Selection Button, it is easy to instruct the system to switch to the selected input.</p> <p>DIMENSIONS</p> <ul style="list-style-type: none"> •1 1/2 HydraPort Units (See the HPX-600, HPX-900 or HPX-1200 specifications section for an explanation of HydraPort units) •Under Table Enclosure Volume: 20 in3 <p>WEIGHT Approximately 1lb (0.46 Kg)</p> <p>INTEGRATED CABLE</p> <ul style="list-style-type: none"> •RGB with Stereo •Pullout Length: 4 ft (1.22m) •Pigtail: 8 ft (2.44m) •Pigtail Connector: 15-pin HD male and 3.5 mm stereo

	<p>male</p> <ul style="list-style-type: none"> •Resolution Support: Up to 1600 x 1200 @60Hz •Pixel Clock: 162 MHz <p>FRONT PANEL COMPONENTS 15-pin HD male and 3.5 mm stereo male</p> <p>LONG-TERM RELIABILITY Tested to 5,000 pull and release cycles</p> <p>RECOMMENDED ACCESSORIES HPA-MYT-TX, MyTurn Source Selector Button (FG554-21) HPA-MYT-RX, MyTurn Source Selector Receiver (FG554-23) CBL-RGB+A-FL2, RGB with Audio MyTurn-Ready Flat Cable (FG10-2195-16)</p>
<p>HPX-AV102-RGB+A-R (FG552-31) RGB with Stereo Module with Retractable Cable</p> 	<p>OVERVIEW The HydraPort RGB with Stereo Module with Retractable Cable delivers a compact, easy to install solution that organizes and hides cables in virtually any type of conference table, including narrow tables and those with glass inlay.</p> <ul style="list-style-type: none"> •No Assembly, Adjustments or Terminations – Installs quickly and easily with no special mounting <p>DIMENSIONS 1 1/2 HydraPort Units Under Table Enclosure Volume: 20 in3</p> <p>WEIGHT Approximately 1lb (0.46 Kg)</p> <p>INTEGRATED CABLE</p> <ul style="list-style-type: none"> •RGB with Audio Retractable Cable •Pullout Length: 4 ft (1.21 m), approximately •Pigtail: 6 ft (1.83m) •Pigtail Connector: 15-pin HD male and 3.5 mm stereo male <p>FRONT PANEL COMPONENTS Pull-Out Connector: 15-pin HD male and 3.5 mm stereo male</p> <p>LONG-TERM RELIABILITY Tested to 5,000 pull and release cycles</p>
<p>HPX-AV102-USB-R USB 3.0 Module with Retractable MyTurn-Ready Cable</p>	<p>OVERVIEW The HydraPort 3.0 Module with Retractable Cable allows you to connect your laptop to devices in the room such as a Sereno Web Camera or an Alero Web Conferencing Mixer. You can also connect through a rack-mounted USB 3.0 dock to connect to the display, Ethernet, cameras, mics, and more via a single USB 3.0 cable. The compact, easy to install solution organizes and hides cables in virtually any type of conference table, including narrow tables and those with glass inlay. With the addition of a clip-on My MyTurn Source Selection Button, it is easy to instruct the system to</p>



switch to the selected input.

DIMENSIONS

- 1 1/2 HydraPort Units (See the HPX-600, HPX-900 or HPX-1200 specifications section for an explanation of HydraPort units)
- Under Table Enclosure Volume: 20 in3

WEIGHT

Approximately 1lb (0.46 Kg)

INTEGRATED CABLE

- Universal Serial Bus (USB) 3.0 Retractable Cable
- Pullout Length: 4 ft (1.22m)
- Pigtail: 8 ft (2.44m)
- Pigtail Connector: USB A
- Data Rate: 5 Gbps

FRONT PANEL COMPONENTS

Pull-Out Connector: USB A

LONG-TERM RELIABILITY

Tested to 5,000 pull and release cycles

RECOMMENDED ACCESSORIES

- CBL-USB-FL2 USB MyTurn-Ready Flat Cable (FG10-2197-16)
- HPA-MYT-TX MyTurn Source Selector Button (FG554-21)
- HPA-MYT-RX MyTurn Source Selector Receiver (FG554-23)

HPX-AV102-DP-R (FG552-33)
DisplayPort 4K60 Module with Retractable MyTurn-Ready Cable



OVERVIEW

The HydraPort DisplayPort Module with Retractable Cable delivers a compact solution that connects a DisplayPort output from a DisplayPort-enabled device such as a visiting laptop and passes HDMI to an HDMI input within the room integration, such as to an Enova DVX, Solecis SDX or DXLink Transmitter. This easy to install solution organizes and hides cables in virtually any type of conference table, including narrow tables and those with glass inlay. With the addition of a clip-on MyTurn Source Selection Button, it is easy to instruct the system to switch to the selected input.

DIMENSIONS

- 1 1/2 HydraPort Units (See the HPX-600, HPX-900 or HPX-1200 specifications section for an explanation of HydraPort units)
- Under Table Enclosure Volume: 20 in3


WEIGHT





Approximately 1lb (0.46 Kg)




INTEGRATED CABLE





- DisplayPort to HDMI Retractable Cable at 18.0 Gbps
- Pullout Length: 5 ft (1.52m)
- Pigtail: 6 ft (1.83m)
- Pigtail Connector: HDMI Male






	<ul style="list-style-type: none"> •Resolution Support: 4096x2160 @60 Hz •Deep Color Support: Yes •3D Format Support: Yes <p>FRONT PANEL COMPONENTS Pull-Out Connector: DisplayPort Male</p> <p>LONG-TERM RELIABILITY Tested to 5,000 pull and release cycles</p> <p>RECOMMENDED ACCESSORIES</p> <ul style="list-style-type: none"> •EXTR-HDMI-PWR, Powered HDMI Extender (FG558-21) •HPA-MYT-TX, MyTurn Source Selector Button (FG554-21) •HPA-MYT-RX, MyTurn Source Selector Receiver (FG554-23) •CBL-DP-FL2, DisplayPort 4K60 MyTurn-Ready Flat Cable (FG10-2193-16) •CBL-HDMI-FL2-16, HDMI 4K60 MyTurn-Ready Flat Cable, 16 ft (FG10-2192-16) •CBL-HDMI-FL2-32, HDMI 4K60 MyTurn-Ready Flat Cable, 32 ft (FG10-2192-32)
<p>HPX-AV102-MDP-R (FG552-36) Mini DisplayPort 4K60 Module with Retractable MyTurn-Ready Cable</p> 	<p>OVERVIEW The HydraPort Mini-DisplayPort Module with Retractable Cable connects a Mini-DisplayPort output from a device such as a visiting laptop and passes HDMI to an HDMI input within the room controller / switcher, such as an Enova DVX, DGX or DXLink Transmitter. The easy to install solution organizes and hides cables in virtually any type of conference table, including narrow tables and those with glass inlay. With the addition of a clip-on My Turn Source Selection Button, it is easy to instruct the system to switch to the selected input.</p> <p>DIMENSIONS</p> <ul style="list-style-type: none"> •1 1/2 HydraPort Units (See the HPX-600, HPX-900 or HPX-1200 specifications section for an explanation of HydraPort units) •Under Table Enclosure Volume: 20 in3 <p>WEIGHT Approximately 1lb (0.46 Kg)</p> <p>INTEGRATED CABLE</p> <ul style="list-style-type: none"> •Mini DisplayPort to HDMI Retractable Cable at 18.0 Gbps •Pullout Length: 5 ft (1.52m) •Pigtail: 6 ft (1.83m) •Pigtail Connector: HDMI Male •Resolution Support: 4096x2160 @60 Hz •Deep Color Support: Yes •3D Format Support: Yes <p>FRONT PANEL COMPONENTS Pull-Out Connector: Mini DisplayPort</p>



	<p>LONG-TERM RELIABILITY Tested to 5,000 pull and release cycles</p> <p>RECOMMENDED ACCESSORIES</p> <ul style="list-style-type: none"> •EXTR-HDMI-PWR, Powered HDMI Extender (FG558-21) •HPA-MYT-TX, MyTurn Source Selector Button (FG554-21) •HPA-MYT-RX, MyTurn Source Selector Receiver (FG554-23) •CBL-MDP-FL2, Mini DisplayPort 4K60 MyTurn-Ready Flat Cable (FG10-2196-16) •CBL-HDMI-FL2-16, HDMI 4K60 MyTurn-Ready Flat Cable, 16 ft (FG10-2192-16) •CBL-HDMI-FL2-32, HDMI 4K60 MyTurn-Ready Flat Cable, 32 ft (FG10-2192-32)
<p>HPX-AV101-DP-R (FG552-28) DisplayPort Module with Retractable Cable</p> 	<p>OVERVIEW The HydraPort DisplayPort Module with Retractable Cable delivers a compact, easy to install solution that organizes and hides cables in virtually any type of conference table, including narrow tables and those with glass inlay.</p> <ul style="list-style-type: none"> •No Assembly, Adjustments or Terminations – Installs quickly and easily with no special mounting •Flat, High-Speed, DisplayPort Retractable Cable with RedMere® Technology – Connects a DisplayPort output from a DisplayPort-enabled device such as a visiting laptop and passes HDMI to an HDMI input within the room integration, such as an Enova DVX, DGX or DXLink Transmitter •Best Picture Quality – Ensures the absolute best picture quality is maintained from source to device <p>DIMENSIONS 1 1/2 HydraPort Units Under Table Enclosure Volume: 20 in³</p> <p>WEIGHT Approximately 1lb (0.46 Kg)</p> <p>INTEGRATED CABLE</p> <ul style="list-style-type: none"> •DisplayPort to HDMI Retractable Cable with RedMere® Technology •Supports Dual Mode DP++ source devices only •Pullout Length: 5 ft (1.52m) •Pigtail: 6 ft (1.83m) •Pigtail Connector: HDMI Male •Data Rate: 10.2 Gbps •Resolution Support: up to 1920x1080p @ 120 Hz •Deep Color Support: Yes, 48-bit (16 bits per color) •3D Format Support: Yes •Plating: 24K Gold <p>FRONT PANEL COMPONENTS Pull-Out Connector: DisplayPort Male</p> <p>LONG-TERM RELIABILITY Tested to 5,000 pull and release cycles</p>



	<p>RECOMMENDED ACCESSORIES</p> <ul style="list-style-type: none"> •EXTR-HDMI-PWR, Powered HDMI Extender (FG558-21)
<p>HPX-AV101-HDMI (FG552-24) Single HDMI Module with Integrated Cable</p> 	<p>OVERVIEW The HPX-AV101-HDMI module provides a HDMI connection to the HydraPort chassis.</p> <p>DIMENSIONS 1 HydraPort Unit</p> <p>FRONT PANEL COMPONENTS HDMI connector</p> <p>REAR PANEL COMPONENTS 6' 6 3/4" (2 m) Cable to HDMI connector</p>
<p>HPX-AV101-DVI (FG552-23) Single DVI-D Module with Integrated Cable</p> 	<p>OVERVIEW The HPX-AV101-DVI module provides a DVI-D connection to the HydraPort chassis.</p> <p>DIMENSIONS 1 HydraPort Unit</p> <p>FRONT PANEL COMPONENTS Female DVI-D connector</p> <p>REAR PANEL COMPONENTS 6' 6 3/4" (2 m) Cable to male DVI-D connector</p>
<p>HPX-AV101-DVI+A (FG552-22) DVI-D with Stereo Module with Integrated Cables</p> 	<p>OVERVIEW The HPX-AV101-DVI+A module provides DVI-D video plus stereo audio connectivity to the HydraPort chassis with integrated video and audio cables.</p> <p>DIMENSIONS 1 HydraPort Unit</p> <p>FRONT PANEL COMPONENTS Female DVI-D connector Female 1/8" stereo mini-jack</p> <p>REAR PANEL COMPONENTS 6' 6 3/4" (2 m) Cable to male DVI-D connector 6' 6 3/4" (2 m) Cable to male 1/8" stereo mini-jack audio connector</p>
<p>HPX-AV100-CS+A (FG552-10) Composite with Stereo Module</p> 	<p>OVERVIEW The HPX-AV100-CS+A module provides composite video plus stereo audio connectivity to the HydraPort chassis</p> <p>DIMENSIONS 1 HydraPort Unit</p> <p>FRONT PANEL COMPONENTS 3 female RCA connectors (1 for video, 2 for right/left audio)</p> <p>REAR PANEL COMPONENTS 6-position Phoenix screw-terminal connector</p>




<p>HPX-AV102-RGB+A (FG552-25) RGB with Stereo Module with Integrated Cables</p> 	<p>OVERVIEW The HPX-AV102-RGB+A module provides RGBHV video plus stereo audio connectivity to the HydraPort chassis.</p> <p>DIMENSIONS 1 HydraPort Unit</p> <p>FRONT PANEL COMPONENTS Female HD-15 connector Female 1/8" stereo mini-jack connector</p> <p>REAR PANEL COMPONENTS 6' 6 3/4" (2 m) Cable to male HD-15 connector 6' 6 3/4" (2 m) Cable to male stereo mini-jack connector</p>
<p>HPX-AV100-RGB+A (FG552-11) RGBHV with Stereo Module</p> 	<p>OVERVIEW The HPX-AV100-RGB+A module provides RGBHV video plus stereo audio connectivity to the HydraPort® chassis.</p> <p>DIMENSIONS 1 HydraPort Unit (See the HPX-1600 specifications section for an explanation of HydraPort units)</p> <p>FRONT PANEL COMPONENTS</p> <ul style="list-style-type: none"> •Female HD-15 VGA connector •Female 1/8" Stereo Mini-Jack <p>REAR PANEL COMPONENTS</p> <ul style="list-style-type: none"> •9-Position Phoenix screw-terminal Connector for Video Signals •3-Position Phoenix screw-terminal Connector for Audio Signals
<p>HPX-C5400-CS+A (FG552-50-BL-K) Composite with Stereo to Cat5 Module</p> 	<p>OVERVIEW The HPX-C5400-CS+A module provides composite video plus stereo audio connectivity to the HydraPort chassis and activates on button press.</p> <p>DIMENSIONS 4.5 HydraPort Units</p> <p>FRONT PANEL COMPONENTS 3 female RCA connectors (1 for video, 2 for right/left audio)</p> <p>REAR PANEL COMPONENTS RJ-45 connector for UDM Cat5</p>
<p>HPX-C5400-VGA+A (FG552-51-BL-K) RGBHV with Stereo to Cat5 Module</p>	<p>OVERVIEW The HPX-C5400-VGA+A module provides RGBHV video plus stereo audio connectivity to the HydraPort chassis and activates on button press.</p> <p>DIMENSIONS 4.5 HydraPort Units</p> <p>FRONT PANEL COMPONENTS</p>


	<p>1 female HD-15 VGA connector 1 female 1/8" stereo mini-jack</p> <p>REAR PANEL COMPONENTS RJ-45 connector for UDM Cat5</p>
<p>HPX-C5400-CN+A (FG552-52-BL-K) Component with Stereo to Cat5 Module</p> 	<p>OVERVIEW The HPX-C5400-CN+A module provides component video plus stereo audio connectivity to the HydraPort chassis and activates on button press.</p> <p>DIMENSIONS 4.5 HydraPort Units</p> <p>FRONT PANEL COMPONENTS 5 female RCA connectors (3 for component video, 2 for right/left audio)</p> <p>REAR PANEL COMPONENTS RJ-45 connector for UDM Cat5</p>
<p>HPX-N100-SRJ45 (FG536-03) Single Shielded Cat6 Ethernet Module</p> 	<p>OVERVIEW The HPX-N100-SRJ45 module provides one Shielded Cat6 RJ-45 connection to a HydraPort 600, 900 or 1200. Due to the extended depth of this module it is not recommended for use with the HPX-1600.</p> <p>DIMENSIONS 1 HydraPort Unit</p> <p>FRONT PANEL COMPONENTS (1) Shielded RJ-45 connector</p> <p>REAR PANEL COMPONENTS (1) 8-position shielded punch-down block with shield termination</p>
<p>HPX-N102-SRJ45 (FG563-04) Dual Shielded Cat6 Ethernet Module</p> 	<p>OVERVIEW The HPX-N102-SRJ45 module provides two Shielded Cat6 RJ-45 connections to the HydraPort 600, 900 or 1200. Due to the extended depth of this module it is not recommended for use with the HPX-1600.</p> <p>DIMENSIONS 1 HydraPort Unit</p> <p>FRONT PANEL COMPONENTS (2) Shielded RJ-45 connectors</p> <p>REAR PANEL COMPONENTS (2) 8-position shielded punch-down blocks with shield</p>


<p>HPX-N100-RJ45 (FG553-01) Single Cat6 Ethernet Module</p> 	<p>termination</p> <p>OVERVIEW The HPX-N100-RJ45 module provides a single Cat6 RJ-45 connection to the HydraPort chassis.</p> <p>DIMENSIONS 1 HydraPort Unit</p> <p>FRONT PANEL COMPONENTS 1 RJ-45 connector</p> <p>REAR PANEL COMPONENTS 8-position punch-down block</p>
<p>HPX-N102-RJ45 (FG553-02) Dual Cat6 Ethernet Module</p> 	<p>OVERVIEW The HPX-N102-RJ45 module provides two Cat6 RJ-45 connections to the HydraPort chassis.</p> <p>DIMENSIONS 1 HydraPort Unit</p> <p>FRONT PANEL COMPONENTS 2 RJ-45 connectors</p> <p>REAR PANEL COMPONENTS 2 8-position punch-down blocks</p>
<p>HPX-N100-USB (FG553-11) Single USB Module with Integrated Cable</p> 	<p>OVERVIEW The HPX-N100-USB module provides a single USB connection to the HydraPort chassis</p> <p>DIMENSIONS 1 HydraPort Unit</p> <p>FRONT PANEL COMPONENTS Female USB Type A connector</p> <p>REAR PANEL COMPONENTS 6' 6 3/4" (2 m) Cable to male USB Type A connector</p>
<p>HPX-N102-USB (FG553-12) Dual USB Module with Printed USB Symbol</p> 	<p>OVERVIEW The HPX-N102-USB module provides a dual USB connection to the HydraPort chassis.</p> <p>DIMENSIONS 1 HydraPort Unit</p> <p>WEIGHT .35 lbs (.16 Kg)</p> <p>FRONT PANEL COMPONENTS (2) Type A USB Sync Ports female</p> <p>REAR PANEL COMPONENTS (2) 6' (1.83 m) USB cable</p>
<p>HPX-N102-USB-PC Dual USB Power Module with Printed Charging Symbol</p> 	<p>OVERVIEW The HPX-N102-USB-PC module provides a dual USB connection with charging capability to the HydraPort chassis. The power symbol on the module makes it easy for anyone to identify that power is provided. HPX-N102-USB-PC includes a PSU2.1 USB power supply and four power adapters to accommodate various wall outlet types.</p>

	<p>DIMENSIONS 1 HydraPort Unit</p> <p>WEIGHT .35 lbs (0.16 Kg)</p> <p>FRONT PANEL COMPONENTS USB Ports: (2) Type A USB Ports</p> <p>INTEGRATED CABLES USB Cables: (2) USB cables 6' (1.83 m) - connect the module to the USB Ports on the PSU2.1 USB Power Supply</p> <p>INCLUDED ACCESSORIES PSU2.1 USB Power Supply (FG423-25)</p> <p>SPECIFICATIONS FOR PSU2.1 POWER SUPPLY (INCLUDED WITH HPX-N102-USB-PC-MODULE)</p> <p>DIMENSIONS (HWD) 1.26" x 2.17" x 3.15" (3.2 cm x 5.5 cm x 8 cm)</p> <p>WEIGHT .25 lbs (93.3 g)</p> <p>CONNECTORS AND INDICATORS (2) USB Ports/LEDs</p> <ul style="list-style-type: none"> •2 Charging Ports provide 2.1A USB charging (max per port) •4.2 A total is provided across both ports •Blue LEDs on each USB port light to indicate that power is available <p>INCLUDED ACCESSORIES (4) Power Plug Adapters:</p> <ul style="list-style-type: none"> •NEMA 1-15 (for North America) •BS 1363 (for UK and Ireland) •CEE 7/16 Europlug (for most European countries) •AS/NZS 3112 (for Australia and New Zealand)
<p>HPX-CPT200-W (FG562-41) Cable Pass-Thru Well Module</p> 	<p>OVERVIEW The HPX-CPT200-W provides a convenient way to keep cables out of site in a HydraPort HPX-600, 900 or 1200 chassis, while still being readily available to connect when needed.</p> <p>DIMENSIONS 2 HydraPort Units</p>
<p>HPX-CPTS100-W (FG562-42) Spacer, Cable Pass-Thru Well Module</p> 	<p>OVERVIEW The HPX-CPTS100-W provides a simple and convenient way to add additional spaces to the HPX-CPT200-W HydraPort® Cable Pass-Through Well Module, thereby increasing the number of cables that can be passed through a single HydraPort. Adding one HPX-CPTS100-W spacer adds two circular openings to the existing two openings to accommodate a total of 4 cables. Adding a second spacer adds another two circular</p>

	<p>openings, providing a maximum of 6 openings per HydraPort. Each HPT-CPTS100-W Pass-Through Module Spacer utilizes 1 HydraPort Unit.</p> <p>DIMENSIONS 1 HydraPort Unit</p>
<p>HPX-CPTS300-W (FG562-42K) Cable Pass-Thru Well Module and Spacer Kit</p> 	<p>OVERVIEW The HPX-CPTS300-W kit includes the Cable-Pass-Thru Well Module and Spacer together providing a simple and convenient way to add four circular openings to accommodate four cables - while keeping them out of sight in a HydraPort HPX-600, 900 or 1200 chassis.</p> <p>DIMENSIONS 3 HydraPort Units</p>
<p>HPX-U100-2BTN (FG554-02) HydraPort 2-Button Keypad Module</p> 	<p>OVERVIEW The HPX-U100-2BTN HydraPort 2-Button Keypad Module with LEDs is a HydraPort module with two buttons that enable users to switch to a specific device when pressed. The buttons are color coded and numbered to match similarly colored / numbered tags that clip onto the end of the cable where it plugs into the device, making it easy to identify which button selects which device. The buttons become illuminated when a specific device is active, making it easy to determine which device's content is being shown on the display at any given time.</p> <p>Each HPX-U100-2BTN includes 2 buttons and takes only 1 HydraPort unit. Multiple modules can be stacked to accommodate a large number of devices. Each module comes with a set of colored button labels and matching tags.</p> <p>DIMENSIONS 1 HydraPort Unit</p> <p>POWER Accepts +12 VDC nominal voltage Supports an input voltage range of 8 - 18 V Must be used in conjunction with a compatible AMX device that can power the LEDs, including:</p> <ul style="list-style-type: none"> •Solecis using the LED Control Connection port ("LED") for power •NX Master, DGX or DVX using the GND from the I/O Port connector <p>FRONT PANEL COMPONENTS Two Button LED inputs buttons with LED back-light Must be used in conjunction with a compatible AMX device that can sense the contact closure of the button being pressed, including:</p> <ul style="list-style-type: none"> •Solecis using the External Button/switch ("SW") input

	<p>for contact closure</p> <ul style="list-style-type: none"> •NX Master, DGX or DVX using the I/O Channels from the I/O Port connector <p>REAR PANEL COMPONENTS</p> <p>5-position Phoenix screw-terminal connector for LED, contact closure (for button press), and power</p>
<p>HPX-U100-BTN (FG554-01) Single Button Module with LED</p> 	<p>OVERVIEW</p> <p>The HPX-U100-BTN module provides discrete button control to the HydraPort chassis.</p> <p>DIMENSIONS</p> <p>1 HydraPort Unit</p> <p>FRONT PANEL COMPONENTS</p> <p>Single push-button with LED back-light Button LED inputs accept +12 VDC nominal voltage, and support an input voltage range of 8-18 V</p> <p>REAR PANEL COMPONENTS</p> <p>2-position Phoenix screw-terminal connector for LED 2-position Phoenix screw-terminal connector for push button closure</p>
<p>HPX-U200-MOD (FG554-81) Modero® Connection Module</p> 	<p>OVERVIEW</p> <p>The HPX-U200-MOD module provides a connection for a Modero Tabletop Touch Panel to the HydraPort chassis.</p> <p>DIMENSIONS</p> <p>2 HydraPort Units</p> <p>FRONT PANEL COMPONENTS</p> <p>3 RJ-45 connectors 1 2-position Phoenix connector</p> <p>REAR PANEL COMPONENTS</p> <p>3 8-position punch-down blocks 1 2-position Phoenix screw-terminal connector</p>
<p>HPX-U400-MET-6NE (FG555-11-BL) Metreau 6-Button Ethernet Keypad Flat Kit</p> 	<p>OVERVIEW</p> <p>The HPX-U400-MET-6NE module is a Metreau 6-Button Ethernet Keypad in a flat carrier that allows it to be installed into the HydraPort chassis.</p> <p>DIMENSIONS (HWD)</p> <p>4.5 HydraPort Units</p> <p>POWER</p> <ul style="list-style-type: none"> •PoE: PoE (Power over Ethernet), 802.3af, class 0 •Power Connector: (1) RJ-45 Ethernet Connector, 10/100 <p>POWER SUPPLY</p> <p>External, Required: POE injector or switch, conforming to the 802.3af standard including AMX's PS-POE-AF-TC (FG423-83), not included</p> <p>ETHERNET</p> <p>Ethernet Connection: (1) RJ-45 Ethernet Connector, 10/100</p>

	<p>ENVIRONMENTAL</p> <ul style="list-style-type: none"> •Temperature (Operating): 32° to 104° F (0° to 40° C) •Humidity (Relative): 5% to 85%, non-condensing •Note: Intended for indoor use only <p>FRONT PANEL COMPONENTS</p> <ul style="list-style-type: none"> •Pushbuttons available in a variety of field replaceable pre-printed buttons •Blue LEDs indicate activity •Navigation wheel •Light-level feedback •Sensor, 38 kHz only; supports standard AMX IR <p>REAR PANEL COMPONENTS</p> <ul style="list-style-type: none"> •(1) RJ-45 Ethernet Connector, 10/100 •(2) 8-pin, 0.100" (2.54 mm) IDC-type male header <p>RECOMMENDED ACCESSORIES</p> <ul style="list-style-type: none"> •PS-POE-AF-TC, PoE Injector, 802.3AF Compliant (FG423-83) •NXA-ENET8-2POE, Gigabit PoE Ethernet Switch, (FG2178-63) •CBL-ETH-FL2, Cat6 Ethernet Cable (FG10-2194-16) •CC-NET, Cat5 Ethernet Cable, (FG10-051-10) •CBL-ETH-FL, Ethernet Cat5e Flat Cable, (FG10-2182-16)
<p>HPX-U400-MET-7E (FG555-13-BL) Metreau 7-Button Ethernet Keypad Flat Kit</p> 	<p>OVERVIEW</p> <p>The HPX-U400-MET-7E module is a Metreau 7-Button Ethernet Keypad in a flat carrier that allows it to be installed into the HydraPort chassis.</p> <p>DIMENSIONS (HWD)</p> <p>4.5 HydraPort Units</p> <p>POWER</p> <ul style="list-style-type: none"> •PoE: PoE (Power over Ethernet), 802.3af, class 0 •Power Connector: (1) RJ-45 Ethernet Connector, 10/100 <p>POWER SUPPLY</p> <p>External, Required: POE injector or switch, conforming to the 802.3af standard including AMX's PS-POE-AF-TC (FG423-83), not included</p> <p>ETHERNET</p> <p>Ethernet Connection: (1) RJ-45 Ethernet Connector, 10/100</p> <p>ENVIRONMENTAL</p> <ul style="list-style-type: none"> •Temperature (Operating): 32° to 104° F (0° to 40° C) •Humidity (Relative): 5% to 85%, non-condensing •Note: Intended for indoor use only <p>FRONT PANEL COMPONENTS</p> <ul style="list-style-type: none"> •Pushbuttons available in a variety of field replaceable pre-printed buttons •Blue LEDs indicate activity

	<p>REAR PANEL COMPONENTS</p> <ul style="list-style-type: none"> •(1) RJ-45 Ethernet Connector, 10/100 •(2) 8-pin, 0.100" (2.54 mm) IDC-type male header <p>RECOMMENDED ACCESSORIES</p> <ul style="list-style-type: none"> •PS-POE-AF-TC, PoE Injector, 802.3AF Compliant (FG423-83) •NXA-ENET8-2POE, Gigabit PoE Ethernet Switch, (FG2178-63) •CBL-ETH-FL2, Cat6 Ethernet Cable (FG10-2194-16) •CC-NET, Cat5 Ethernet Cable, (FG10-051-10) •CBL-ETH-FL, Ethernet Cat5e Flat Cable, (FG10-2182-16)
<p>HPX-U400-MET-13E (FG555-12-BL) Metreau 13-Button Ethernet Keypad Flat Kit</p> 	<p>OVERVIEW The HPX-U400-MET-13E module is a Metreau 13-Button Ethernet Keypad in a flat carrier that allows it to be installed into the HydraPort chassis.</p> <p>DIMENSIONS (HWD) 4.5 HydraPort Units</p> <p>POWER</p> <ul style="list-style-type: none"> •PoE: PoE (Power over Ethernet), 802.3af, class 0 •Power Connector: (1) RJ-45 Ethernet Connector, 10/100 <p>POWER SUPPLY External, Required: POE injector or switch, conforming to the 802.3af standard including AMX's PS-POE-AF-TC (FG423-83), not included</p> <p>ETHERNET Ethernet Connection: (1) RJ-45 Ethernet Connector, 10/100</p> <p>ENVIRONMENTAL</p> <ul style="list-style-type: none"> •Temperature (Operating): 32° to 104° F (0° to 40° C) •Humidity (Relative): 5% to 85%, non-condensing •Note: Intended for indoor use only <p>FRONT PANEL COMPONENTS</p> <ul style="list-style-type: none"> •Pushbuttons available in a variety of field replaceable pre-printed buttons •Blue LEDs indicate activity <p>REAR PANEL COMPONENTS</p> <ul style="list-style-type: none"> •(1) RJ-45 Ethernet Connector, 10/100 •(2) 8-pin, 0.100" (2.54 mm) IDC-type male header <p>RECOMMENDED ACCESSORIES</p> <ul style="list-style-type: none"> •PS-POE-AF-TC, PoE Injector, 802.3AF Compliant (FG423-83) •NXA-ENET8-2POE, Gigabit PoE Ethernet Switch, (FG2178-63) •CBL-ETH-FL2, Cat6 Ethernet Cable (FG10-2194-16) •CC-NET, Cat5 Ethernet Cable, (FG10-051-10) •CBL-ETH-FL, Ethernet Cat5e Flat Cable, (FG10-2182-16)

HPX-U400-R-MET-6NE (FG565-11-BL)
Metreau 6-Button Ethernet Keypad Ramp Kit



OVERVIEW

The HPX-U400-R-MET-6NE module is a Metreau 6-Button Ethernet Keypad in a ramped carrier that allows it to be installed into the HydraPort chassis at an angle to improve usability.

DIMENSIONS (HWD)

4 HydraPort Units

POWER

- PoE: PoE (Power over Ethernet), 802.3af, class 0
- Power Connector: (1) RJ-45 Ethernet Connector, 10/100

POWER SUPPLY

External, Required: POE injector or switch, conforming to the 802.3af standard including AMX's PS-POE-AF-TC (FG423-83), not included

ETHERNET

Ethernet Connection: (1) RJ-45 Ethernet Connector, 10/100

ENVIRONMENTAL

- Temperature (Operating): 32° to 104° F (0° to 40° C)
- Humidity (Relative): 5% to 85%, non-condensing
- Note: Intended for indoor use only

FRONT PANEL COMPONENTS

- Pushbuttons available in a variety of field replaceable pre-printed buttons
- Blue LEDs indicate activity
- Navigation wheel
- Light-level feedback
- Sensor, 38 kHz only; supports standard AMX IR

REAR PANEL COMPONENTS

- (1) RJ-45 Ethernet Connector, 10/100
- (2) 8-pin, 0.100" (2.54 mm) IDC-type male header

RECOMMENDED ACCESSORIES

- PS-POE-AF-TC, PoE Injector, 802.3AF Compliant (FG423-83)
- NXA-ENET8-2POE, Gigabit PoE Ethernet Switch, (FG2178-63)
- CBL-ETH-FL2, Cat6 Ethernet Cable (FG10-2194-16)
- CC-NET, Cat5 Ethernet Cable, (FG10-051-10)
- CBL-ETH-FL, Ethernet Cat5e Flat Cable, (FG10-2182-16)

HPX-U400-R-MET-7E (FG565-13-BL)
Metreau 7-Button Ethernet Keypad Ramp Kit

OVERVIEW

The HPX-U400-R-MET-7E module is a Metreau 7-Button Ethernet Keypad in a ramped carrier that allows it to be installed into the HydraPort chassis at an angle to improve usability.

DIMENSIONS (HWD)

4 HydraPort Units



POWER

- PoE: PoE (Power over Ethernet), 802.3af, class 0
- Power Connector: (1) RJ-45 Ethernet Connector, 10/100

POWER SUPPLY

External, Required: POE injector or switch, conforming to the 802.3af standard including AMX's PS-POE-AF-TC (FG423-83), not included

ETHERNET

Ethernet Connection: (1) RJ-45 Ethernet Connector, 10/100

ENVIRONMENTAL

- Temperature (Operating): 32° to 104° F (0° to 40° C)
- Humidity (Relative): 5% to 85%, non-condensing
- Note: Intended for indoor use only

FRONT PANEL COMPONENTS

- Pushbuttons available in a variety of field replaceable pre-printed buttons
- Blue LEDs indicate activity

REAR PANEL COMPONENTS

- (1) RJ-45 Ethernet Connector, 10/100
- (2) 8-pin, 0.100" (2.54 mm) IDC-type male header

RECOMMENDED ACCESSORIES

- PS-POE-AF-TC, PoE Injector, 802.3AF Compliant (FG423-83)
- NXA-ENET8-2POE, Gigabit PoE Ethernet Switch, (FG2178-63)
- CBL-ETH-FL2, Cat6 Ethernet Cable (FG10-2194-16)
- CC-NET, Cat5 Ethernet Cable, (FG10-051-10)
- CBL-ETH-FL, Ethernet Cat5e Flat Cable, (FG10-2182-16)

HPX-U400-R-MET-13E (FG565-12-BL)
Metreau 13-Button Ethernet Keypad Ramp Kit



OVERVIEW

The HPX-U400-R-MET-13E module is a Metreau 13-Button Ethernet Keypad in a ramped carrier that allows it to be installed into the HydraPort chassis at an angle to improve usability.

DIMENSIONS (HWD)

4 HydraPort Units

POWER


- PoE: PoE (Power over Ethernet), 802.3af, class 0
- Power Connector: (1) RJ-45 Ethernet Connector, 10/100



POWER SUPPLY


External, Required: POE injector or switch, conforming to the 802.3af standard including AMX's PS-POE-AF-TC (FG423-83), not included



ETHERNET

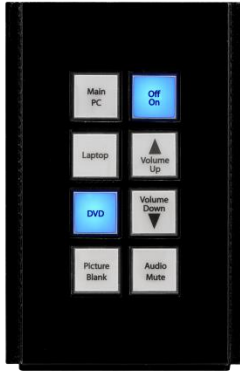
Ethernet Connection: (1) RJ-45 Ethernet Connector, 10/100

	<p>ENVIRONMENTAL</p> <ul style="list-style-type: none"> •Temperature (Operating): 32° to 104° F (0° to 40° C) •Humidity (Relative): 5% to 85%, non-condensing •Note: Intended for indoor use only <p>FRONT PANEL COMPONENTS</p> <ul style="list-style-type: none"> •Pushbuttons available in a variety of field replaceable pre-printed buttons •Blue LEDs indicate activity <p>REAR PANEL COMPONENTS</p> <ul style="list-style-type: none"> •(1) RJ-45 Ethernet Connector, 10/100 •(2) 8-pin, 0.100" (2.54 mm) IDC-type male header <p>RECOMMENDED ACCESSORIES</p> <ul style="list-style-type: none"> •PS-POE-AF-TC, PoE Injector, 802.3AF Compliant (FG423-83) •NXA-ENET8-2POE, Gigabit PoE Ethernet Switch, (FG2178-63) •CBL-ETH-FL2, Cat6 Ethernet Cable (FG10-2194-16) •CC-NET, Cat5 Ethernet Cable, (FG10-051-10) •CBL-ETH-FL, Ethernet Cat5e Flat Cable, (FG10-2182-16)
<p>HPX-U400-MET-6N (FG554-11-BL-K) Metreau® 6-Button Keypad Kit with Carrier</p> 	<p>OVERVIEW</p> <p>The HPX-U400-MET-6N module is a Metreau 6-Button keypad in a carrier that allows it to be installed into the HydraPort chassis.</p> <p>FEATURES</p> <ul style="list-style-type: none"> ◦ Includes navigation wheel for simplified control ◦ Blue LEDs light up when buttons are pressed ◦ Conveniently matches the styling of the NI-3101-SIG Controller <p>DIMENSIONS</p> <p>4.5 HydraPort Units</p> <p>FRONT PANEL COMPONENTS</p> <p>Pushbuttons – 6 tactile pushbuttons with blue LED indicators that illuminate when pressed to confirm the source/function was selected and that it is currently being used. These pre-printed buttons are field-replaceable</p> <p>IR Sensor – Supports standard AMX IR (38 kHz only)</p> <p>LED Levels Indicator - set of 7 blue LEDs provide level feedback</p> <p>Navigation Wheel – consists of 5 pushbuttons: 4 directional pushbuttons (up, down, right, left), 1 center pushbutton, and bi-directional rotating wheel for channel adjustments</p> <p>REAR PANEL COMPONENTS</p> <p>DIP switch – 8 position mini DIP switch used to set the device address for the keypad on the AxLink Bus (1-255)</p> <p>AxLink connector - 4 pin 3.5mm Phoenix connector for</p>

<p>HPX-U400-MET-7 (FG554-13-BL-K) Metreau 7-Button Keypad Kit with Carrier</p> 	<p>AxLink connection to the NetLinx Master</p> <p>OVERVIEW The HPX-U400-MET-7 module is a Metreau 7-Button keypad in a carrier that allows it to be installed into the HydraPort chassis.</p> <p>FEATURES</p> <ul style="list-style-type: none"> ◦ AxLink connectivity to NetLinx master ◦ Standard buttons include TUNER, DVD, LIGHTS, FAN, BLINDS, DISPLAY, and +/- ◦ Blue LEDs glow to indicate button selection ◦ Conveniently matches NI-3101-SIG Controller ◦ Bottom button can act as a single button or as two buttons <p>DIMENSIONS 4.5 HydraPort Units</p> <p>FRONT PANEL COMPONENTS 7 tactile pushbuttons with blue LED indicators that illuminate when pressed to confirm the source/function was selected and that it is currently being used. These pre-printed buttons are field-replaceable. The bottom button functions as 2 buttons - there are 2 positions (left and right) that allow the user to control channel/levels (up/down). Blue LEDs indicate activity</p> <p>REAR PANEL COMPONENTS DIP switch - 8 position mini DIP switch used to set the device address for the keypad on the AxLink Bus AxLink connector - Wiring - 4-pin 3.5mm Phoenix AxLink connector</p>
<p>HPX-U400-MET-13 (FG554-12-BL-K) Metreau 13-Button Keypad Kit with Carrier</p> 	<p>OVERVIEW The HPX-U400-MET-13 module is a Metreau 13-Button keypad in a carrier that allows it to be installed into the HydraPort chassis.</p> <p>FEATURES</p> <ul style="list-style-type: none"> ◦ AxLink connectivity to NetLinx master ◦ Standard buttons include 1-9, 0, ENTER, SAVE, and +/- ◦ Blue LEDs glow to indicate button selection ◦ Conveniently matches the NI-3101-SIG Controller ◦ Bottom button can act as a single button or as two buttons <p>DIMENSIONS 4.5 HydraPort Units</p> <p>FRONT PANEL COMPONENTS 13 tactile pushbuttons with blue LED indicators that illuminate when pressed to confirm the source/function was selected and that it is currently being used (12 single-width, 1 double-width). These pre-printed buttons are field-replaceable. The bottom button functions as 2 buttons - there are 2 positions</p>

	<p>(left and right) that allow the user to control channels (up/down). Blue LEDs indicate activity</p> <p>REAR PANEL COMPONENTS DIP switch - 8 position mini DIP switch used to set the device address for the keypad on the AxLink Bus</p> <p>AxLink connector - Wiring - 4-pin 3.5mm Phoenix AxLink connector</p>
<p>HPX-U400-R-MET-6N (FG564-11-BL) Metreau 6-Button Keypad Ramp Mount Kit</p> 	<p>OVERVIEW The HPX-U400-R-MET-6N module is a Metreau 6-Button Keypad in a carrier that allows it to be installed into the HydraPort chassis.</p> <p>FEATURES</p> <ul style="list-style-type: none"> ◦ Includes navigation wheel for simplified control ◦ Blue LEDs light up when buttons are pressed ◦ Conveniently matches the styling of the NI-3101-SIG Controller <p>DIMENSIONS 4 HydraPort Units</p> <p>FRONT PANEL COMPONENTS Pushbuttons – 6 tactile pushbuttons with blue LED indicators that illuminate when pressed to confirm the source/function was selected and that it is currently being used. These pre-printed buttons are field-replaceable</p> <p>IR Sensor – Supports standard AMX IR (38 kHz only) LED Levels Indicator - set of 7 blue LEDs provide level feedback</p> <p>Navigation Wheel – consists of 5 pushbuttons: 4 directional pushbuttons (up, down, right, left), 1 center pushbutton, and bi-directional rotating wheel for channel adjustments</p> <p>REAR PANEL COMPONENTS DIP switch – 8 position mini DIP switch used to set the device address for the keypad on the AxLink Bus (1-255)</p> <p>AxLink connector - 4 pin 3.5mm Phoenix connector for AxLink connection to the NetLinx Master</p>
<p>HPX-U400-R-MET-7 (FG564-13-BL) Metreau 7-Button Keypad Ramp Mount Kit</p>	<p>OVERVIEW The HPX-U400-R-MET-7 module is a Metreau 7-Button Keypad in a carrier that allows it to be installed into the HydraPort® chassis.</p> <p>FEATURES</p> <ul style="list-style-type: none"> ◦ AxLink connectivity to NetLinx master Standard buttons include TUNER, DVD, LIGHTS, FAN, BLINDS, DISPLAY, and +/- ◦ Blue LEDs glow to indicate button selection ◦ Conveniently matches NI-3101-SIG

	<p>Controller</p> <ul style="list-style-type: none"> Bottom button can act as a single button or as two buttons <p>DIMENSIONS 4 HydraPort Units</p> <p>FRONT PANEL COMPONENTS 7 tactile pushbuttons with blue LED indicators that illuminate when pressed to confirm the source/function was selected and that it is currently being used. These pre-printed buttons are field-replaceable. The bottom button functions as 2 buttons - there are 2 positions (left and right) that allow the user to control channel/levels (up/down). Blue LEDs indicate activity</p> <p>REAR PANEL COMPONENTS DIP switch - 8 position mini DIP switch used to set the device address for the keypad on the AxLink Bus AxLink connector - Wiring - 4-pin 3.5mm Phoenix AxLink connector</p>
<p>HPX-U400-R-MET-13 (FG564-12-BL) Metreau 13-Button Keypad Ramp Mount Kit</p> 	<p>OVERVIEW The HPX-U400-MET-13 module is a Metreau 13-Button keypad in a carrier that allows it to be installed into the HydraPort chassis.</p> <p>FEATURES</p> <ul style="list-style-type: none"> AxLink connectivity to NetLinx master Standard buttons include 1-9, 0, ENTER, SAVE, and +/- Blue LEDs glow to indicate button selection Conveniently matches the NI-3101-SIG Controller Bottom button can act as a single button or as two buttons <p>DIMENSIONS 4 HydraPort Units</p> <p>FRONT PANEL COMPONENTS 13 tactile pushbuttons with blue LED indicators that illuminate when pressed to confirm the source/function was selected and that it is currently being used (12 single-width, 1 double-width). These pre-printed buttons are field-replaceable. The bottom button functions as 2 buttons - there are 2 positions (left and right) that allow the user to control channels (up/down). Blue LEDs indicate activity</p> <p>REAR PANEL COMPONENTS DIP switch - 8 position mini DIP switch used to set the device address for the keypad on the AxLink Bus</p> <p>AxLink connector - Wiring - 4-pin 3.5mm Phoenix AxLink connector</p>
<p>HPX-U400-SP-08-E (FG555-51-BL) Novara 8-Button Ethernet Keypad Flat Kit</p>	<p>OVERVIEW The HPX-U400-SP-08-E module is a Novara 8-Button Ethernet Keypad in a carrier that allows it to be</p>



installed into the HydraPort chassis.

DIMENSIONS (HWD)

4.5 HydraPort Units

POWER

- PoE: PoE (Power over Ethernet), 802.3af, class 0
- Power Connector: (1) RJ-45 Ethernet Connector, 10/100

CERTIFICATIONS

IEC 60950, FCC/CE, RoHS compliant

FRONT PANEL COMPONENTS

Button Layout: 8 buttons; blue, backlit buttons with controllable feedback

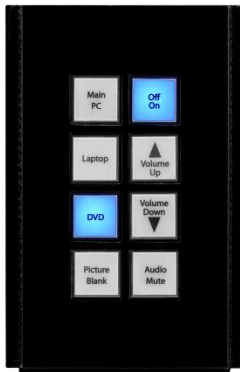
REAR PANEL COMPONENTS

Ethernet: RJ-45 Ethernet Connector, 10/100

RECOMMENDED ACCESSORIES

- PS-POE-AF-TC, PoE Injector, 802.3AF Compliant (FG423-83)
- NXA-ENET8-2POE, Gigabit PoE Ethernet Switch, (FG2178-63)
- CBL-ETH-FL2, Cat6 Ethernet Cable (FG10-2194-16)
- CC-NET, Cat5 Ethernet Cable, (FG10-051-10)
- CBL-ETH-FL, Ethernet Cat5e Flat Cable, (FG10-2182-16)

HPX-U400-CP-1008 (FG554-71-BL)
Novara 8-Button ControlPad (US) Module



OVERVIEW

The HPX-U400-CP-1008 module is a Novara 8-Button (US) ControlPad designed to install directly into the HydraPort chassis.

FEATURES

- 8-button panel layout
- Blue, backlit buttons with programmable feedback
- Includes acetate sheet with 50 pre-cut button label inserts for easy, cost effective labeling
- 1315 events per panel

DIMENSIONS

4 HydraPort Units

BUTTON LAYOUT

8 buttons

Blue, backlit buttons with programmable feedback

MAX NUMBER OF EVENTS PER CONTROLPAD

1315

REAR PANEL COMPONENTS



2 current sink ports for control of external relays like the AMX UPC-20+




1 RS-232 port




1 IR port



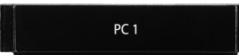

1 input detection port

1 USB device configuration port

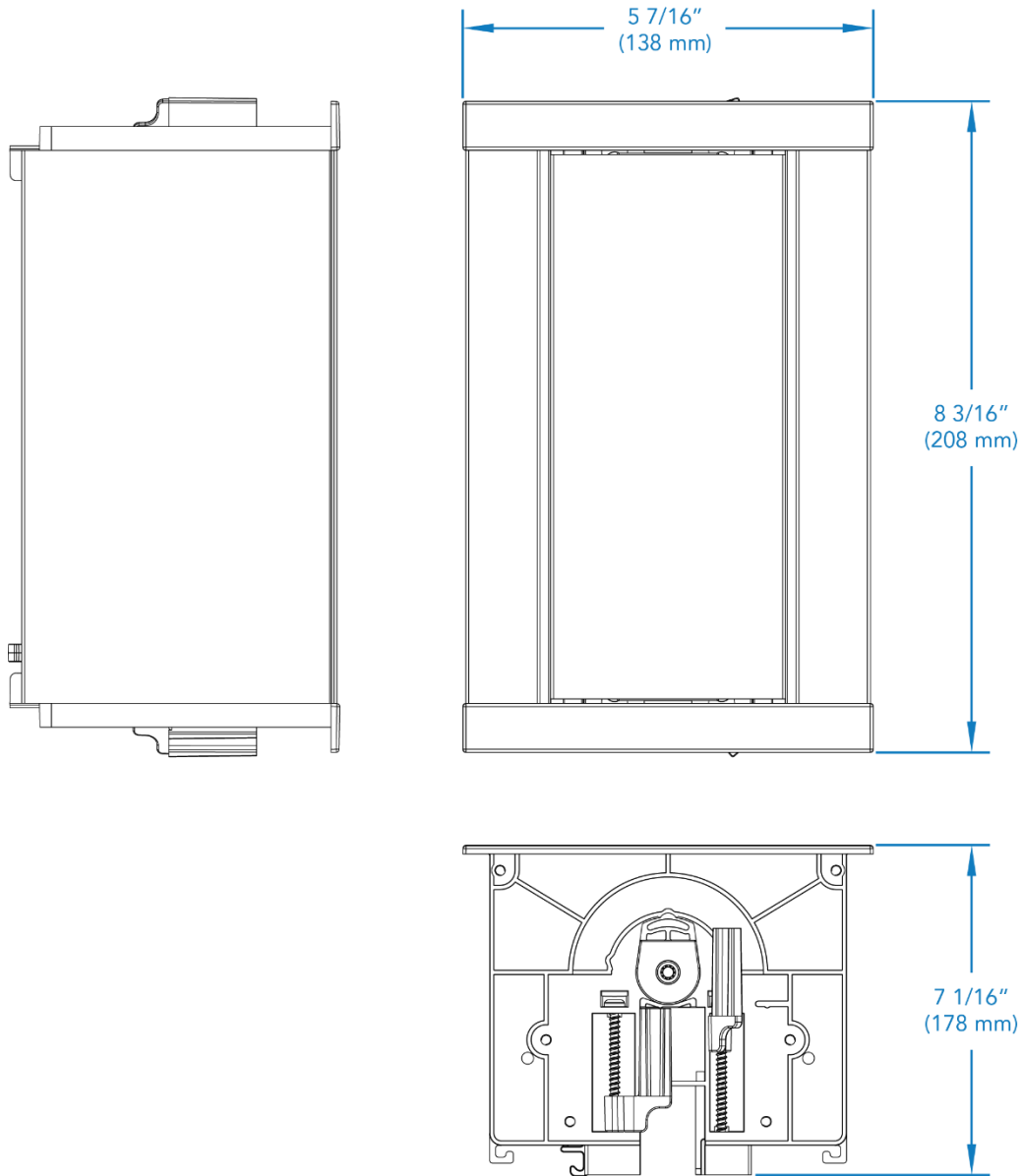
<p>HPX-U400-SP-08-AX (FG554-51-BL) Novara 8-Button Keypad with AxLink (US) Module</p> 	<p>SUPPORTED BAUD RATES 1200 - 115200</p> <p>OVERVIEW The HPX-U400-SP-08-AX module is a Novara 8-Button (US) AxLink Keypad designed to install directly into the HydraPort chassis.</p> <p>FEATURES</p> <ul style="list-style-type: none"> ◦ 8-button panel layout ◦ 4-pin AxLink connector and Status LED ◦ Blue, backlit buttons with controllable feedback ◦ Includes acetate sheet with 50 pre-cut button label inserts for easy, cost effective labeling ◦ One bi-directional RS-232 port, with accompanying loop through <p>DIMENSIONS 4 HydraPort Units</p> <p>POWER REQUIREMENTS Minimum: 80mA / Maximum: 130mA @ 12 VDC</p> <p>BUTTON LAYOUT 8 buttons; blue, backlit buttons with controllable feedback</p> <p>REAR PANEL COMPONENTS 4-pin AxLink connector/Status LED; RS-232 port, with accompanying loop-through port; power connector</p> <p>RS-232 PROTOCOL Baud rate: 9600 data Bits: 8 Stop Bits: 1 Parity: No Parity</p>
<p>HPX-P200-PC-US (FG561-01) Power Outlet (US) Module with Cord</p> 	<p>OVERVIEW The HPX-P200-PC-US module provides power connectivity for US plug types to the HydraPort chassis.</p> <p>DIMENSIONS 2 HydraPort Units</p> <p>FRONT PANEL PLUG COMPATIBILITY Type A/B USA, Canada, Mexico, Japan, and more</p> <p>REAR PANEL COMPONENTS 7' 10 1/2" (2.4 m) US power cord</p>

<p>HPX-P250-PC-MULTI2 (FG561-52) Power Outlet (Multi-Region) Module</p> 	<p>OVERVIEW The HPX-P250-PC-MULTI2 module provides power connectivity for multiple international plug types to the HydraPort chassis including India, Italy, Euro 2-pin, Denmark, Greenland, UK, Australia/China, Switzerland, USA/Japan, Central Europe, France, Israel, Brazil, and Thailand.</p> <p>DIMENSIONS 2.5 HydraPort Units</p> <p>FRONT PANEL PLUG COMPATIBILITY Type A (polarity reversed) Type B (polarity reversed) Type C Type D Type E (no grounding pin) Type F Type G Type H Type I Type J Type K Type L Type N Type O (The only plug type not supported in the Multi-Region is Type M)</p> <p>REAR PANEL COMPONENTS IEC 60320 C13 power cord connector</p>
<p>HPX-P250-PC-UK (FG561-11) Power Outlet (UK) Module</p> 	<p>OVERVIEW The HPX-P250-PC-UK module provides power connectivity for UK plug types to the HydraPort chassis.</p> <p>DIMENSIONS 2.5 HydraPort Units</p> <p>FRONT PANEL PLUG COMPATIBILITY Type G United Kingdom, Ireland, Singapore, and more</p> <p>REAR PANEL COMPONENTS IEC 60320 C13 power cord connector</p>
<p>HPX-P200-PC-EU (FG561-21) Power Outlet (EU) Module</p> 	<p>OVERVIEW The HPX-P200-PC-EU module provides power connectivity for EU plug types to the HydraPort chassis.</p> <p>DIMENSIONS 2 HydraPort Units</p> <p>FRONT PANEL PLUG COMPATIBILITY Type F Europe and Russia</p> <p>REAR PANEL COMPONENTS IEC 60320 C13 power cord connector</p>

<p>HPX-P200-PC-AU (FG561-31) Power Outlet (AU) Module</p> 	<p>OVERVIEW The HPX-P200-PC-AU module provides power connectivity for AU plug types to the HydraPort chassis.</p> <p>DIMENSIONS 2 HydraPort Units</p> <p>FRONT PANEL PLUG COMPATIBILITY Type I Australia, New Zealand, China, and more</p> <p>REAR PANEL COMPONENTS IEC 60320 C13 power cord connector</p>
<p>HPX-P250-PC-IN (FG561-41) Power Outlet (IN) Module</p> 	<p>OVERVIEW The HPX-P250-PC-IN module provides power connectivity for India and South Africa plug types to the HydraPort chassis.</p> <p>DIMENSIONS 2.5 HydraPort Units</p> <p>FRONT PANEL PLUG COMPATIBILITY Type D/M India and South Africa</p> <p>REAR PANEL COMPONENTS IEC 60320 C13 power cord connector</p>
<p>HPX-P200-PC-BR (FG561-71) HydraPort Power Outlet (BR) Module</p>	<p>OVERVIEW The HPX-P200-PC-BR provides power connectivity for Brazil plug types (Type N) in the HydraPort chassis.</p> <p>DIMENSIONS 2 HydraPort Units</p> <p>FRONT PANEL PLUG COMPATIBILITY Type N Brazil</p> <p>REAR PANEL COMPONENTS IEC 60320 C13 power cord connector</p>
<p>HPX-P200-PC-EU2 HydraPort Power Outlet (EU) Module</p>	<p>OVERVIEW The HPX-P200-PC-EU2 provides power connectivity for Eastern European (Type E with Ground Pin) plug types in the HydraPort chassis.</p> <p>DIMENSIONS 2 HydraPort Units</p> <p>FRONT PANEL PLUG COMPATIBILITY Type E France, Belgium, and more</p> <p>REAR PANEL COMPONENTS IEC 60320 C13 power cord connector</p>
<p>HPX-B050 (FG558-01) 1/2 M Blank Panel</p> 	<p>OVERVIEW Blanks are available for unused slots in the HydraPort chassis.</p> <p>DIMENSIONS</p>

<p>HPX-B100 (FG558-02) 1 M Blank Panel</p> 	<p>1/2 HydraPort Unit</p> <p>OVERVIEW Blanks are available for unused slots in the HydraPort chassis.</p> <p>DIMENSIONS 1 HydraPort Unit</p>
<p>HPX-B200 (FG558-03) 2 M Blank Panel</p> 	<p>OVERVIEW Blanks are available for unused slots in the HydraPort chassis.</p> <p>DIMENSIONS 2 HydraPort Units</p>
<p>HPX-B050-L (FG558-11) 1/2 M Custom Label Panel</p> 	<p>OVERVIEW The HPX-B050-L is a blank panel that is pad printed with custom text, and is available for labeling slots in the HydraPort chassis.</p> <p>DIMENSIONS 1/2 HydraPort Unit</p>
<p>HPX-B100-L (FG558-12) 1 M Custom Label Panel</p> 	<p>OVERVIEW The HPX-B100-L is a blank panel that is pad printed with custom text, and is available for labeling slots in the HydraPort chassis.</p> <p>DIMENSIONS 1 HydraPort Unit</p>

For a more detailed pictorial drawing please visit: <http://www.amx.com/products/HPX-600.asp>



About AMX by HARMAN

Founded in 1982 and acquired by HARMAN in 2014, AMX® is dedicated to providing AV solutions for an IT World. AMX solves the complexity of managing technology with reliable, consistent and scalable systems comprising control, video switching and distribution, digital signage and technology management. AMX systems are deployed worldwide in conference rooms, classrooms, network operation/command centers, homes, hotels, entertainment venues and broadcast facilities, among others. AMX is part of the HARMAN Professional Group, the only total audio, video, lighting, and control vendor in the professional AV market. HARMAN designs, manufactures and markets premier audio, video, infotainment and integrated control solutions for the automotive, consumer and professional markets. Revised 7.15.15. ©2015 Harman. All rights reserved. Specifications subject to change.

www.amx.com | +1.469.624.7400 | 800.222.0193