

GOT DUST?



Dust **Pruf**[™] is the Answer

DORNER[®]
MOVE FAST. MOVE SMART.

DustPruf™ Advantage


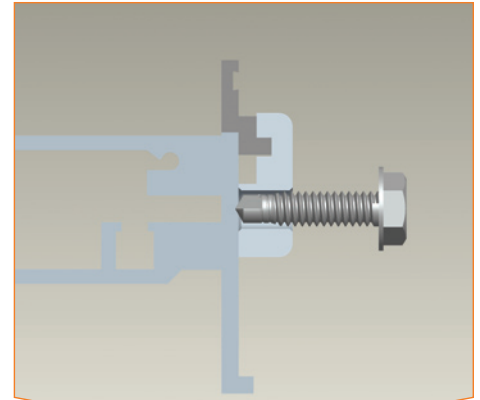
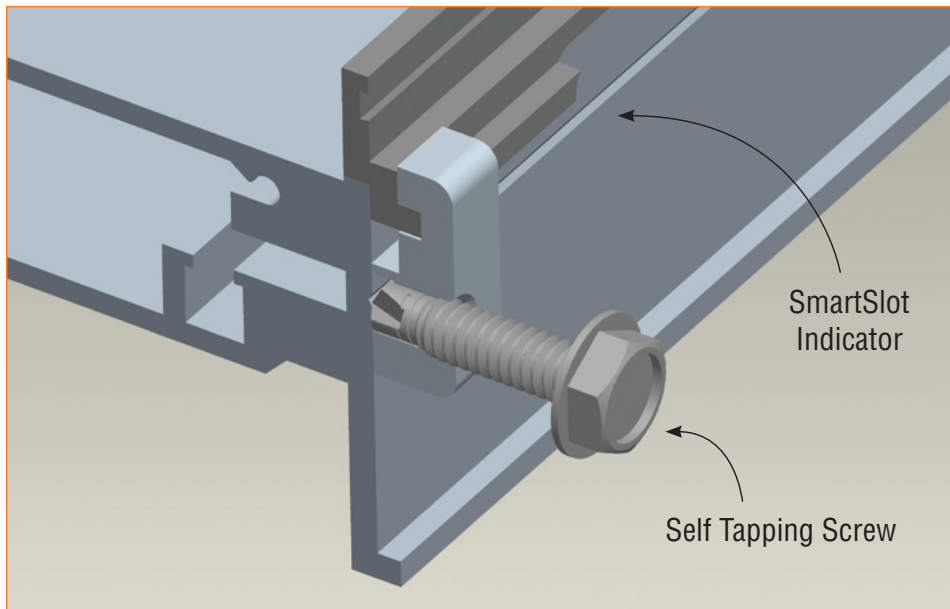
Conveyors that provide all the integration flexibility of a T-slot without the drawback - slots that collect dust and product debris.



SmartSlot™ Technology

The patent pending SmartSlot™ system allows self-tapping screws and a cordless drill to quickly attach any automation accessory, guiding or other components required. A small indentation on the conveyor's frame directs you to the best location to install these additional components.

One Step Fastening



Attach Multiple Accessories using the SmartSlot™



1/2" Side Guides



Adjustable Guide or
Photo Eye Brackets



2" Side Guide

DustPruf™ is the Answer.

DustPruf™ conveyors are ideal for environments where particulates, dust, or product debris can collect. Applications in bakery, confectionery, pet food, clean room, pharmaceutical, medical devices, and personal care products will benefit. Plus, all packaging areas where corrugate dust is present.

2300 Series - Small Part Handling

The 2300 Series is designed from the industry leading low profile small part handling conveyor platform. Plus, it operates more efficiently thanks to an FDA-approved, low-friction coating on the bedplate. Reducing the friction between the bedplate and conveyor belt enables the motor to run 20 percent more efficiently — which lowers energy consumption. And its Green with 100% recyclable aluminum frame.

20% More Efficient
20% More Load Capacity



5300 Series - Flexible Modular Design

The 5300 Series is designed to be as flexible as your manufacturing needs. The conveyors modularity enables simple configuration and reconfiguration meeting the needs of today and tomorrow. The Series includes straights, curves, and inclines which create combinations that reduce the number of product transfers and motors required.

Modular Design
Easy to Accessorize



2300 Series DustPruf™

End Drive Loads to 96 lbs | Belt speeds to 400 ft/min
Conveyor Lengths: 18" to 18'

Center Drive Loads to 144 lbs | Belt speeds to 400 ft/min
Conveyor Lengths: 2' to 24'

- Belt widths: 1.75", 4", 6", 8", 12", 18", 24"
- SmartSlot™ mounting system for ¼ - 20 or M6 - 1.0 fasteners
- Low profile space saving design
- V-groove aluminum* bedplate with FDA approved low friction coating
- V-guided belts for maintenance-free belt tracking
- Rack and Pinion belt tensioning with belt take-up indicators for fast accurate single point belt tension
- 50% more belt take-up extends conveyor belt life
- Quick 5 minute belt change
- Motion sensor ready

**Note: Available on 1.75" through 12" models only*



A-Frame Stand
1.5 Sq. Tubing &
(1) SmartSlot™
per Side



5300 Series DustPruf™

Loads to 500 lbs | Belt speeds to 400 ft/min
Conveyor Lengths: 3' to 83'

- Belt widths:
 - Flat Belt Straights: 6" to 36" in 2" increments
 - Curve: 8" to 36" in 2" increments
- Curves available in 45, 90, 135 and 180 degree angles
- (2) SmartSlot™ mounting locations for ¼ - 20 or M6 - 1.0 fasteners
- Completely contained belt eliminates catenary sag and reduces pinch points
- High speed 1" diameter* nose bar drive and idler tails
- Downward facing T-Slot for support stand mounting flexibility and dust proof design
- Flush top for true low side conveying accommodates products wider than the belt
- Support stands mount directly to bottom of conveyor rail keeping side rails open for mounting accessories

**Note: Curve nose bar tails are 1.6" diameter*