


•A PUBLICATION OF ACCENT BANNER, LLC•

A BRIEF GUIDE TO
BANNER & FLAG FINISHING
FOR PRINT HOUSES AND ALIKE



Accent Banner maintains a fully-staffed and outfitted production stitchery, which not only fabricates orders for our clientele but also performs contract finishing for several of Greater Boston's digital-print houses. This e-book is a basic introduction to many of our contract finishwork services and products. If you have a project that requires unique finishing and you don't see it listed in this e-book just give us a call! 1-800-367-3710



HEMMING:

Banner hems are created by folding a minimum of 1" of material over to the backside of the banner and stitching through the two layers. Unless a single-stitch hem is requested, Accent Banner uses a double-stitch hem to create a stronger bond. Banners hemmed on all sides are less apt to tear in the wind. Hems also help the banner maintain its shape and minimizes stretching. When grommets are used, the two layers of material provided by our hemming technique create a thicker mass for the grommets to grasp. Please refer to our artwork guidelines information sheet or feel free to contact us to learn more about the necessary bleeds or extra material required for proper hemming of your product.



REINFORCED HEMMING:

Reinforced hems are the stronger and more durable alternative to standard hems. Webbing of various widths and colors is used in between the two layers of the hem and stitched into place. We recommend the use of reinforced hems for large format banners or for banners displayed in high wind environments. Grommets can be placed through the hem and webbing for an extra strong and durable grip.


REINFORCED CORNERS:

Reinforced corners provide extra strength and durability to flags and banners. By adding material and additional stitching at a 45° angle, we improve on the overall integrity of the banner or flag.



GROMMETS:

Grommets are metal rings used to attach banners and flags for display. They are available in multiple sizes and finishes. Grommets come spurred and non-spurred. The spurred grommets include small teeth inside of the rings which help grip the material and keep the grommet from ripping out of the banner or flag. Because you can hang banners and flags with rope, cable ties, or anchors inserted through the grommets, they are the most versatile and common method used for display purposes. For larger banner we recommend placing grommets in even increments along all four sides.



POLE POCKETS:

Also referred to as pole sleeves, a pole pocket is created by folding over extra material and stitching it to the back of the banner. Doing so creates a channel for a rigid pole to slide through. Typically pole pockets are placed along the top and bottom edges of a banner. The top pole pocket is used for mounting the banner to a ceiling or wall for display while the bottom pocket is used for extra weight, helping the banner hang flat without sagging. Some frame systems, including those designed for displaying banners on the side of a building, require pole pockets on all four sides.

BUTTON HOLES:

A buttonhole is a small slit cut into the top of a pole pocket. Often these holes are stitched on either side of the slit to prevent tearing over time. Buttonholes allow hanging apparatus like eyebolts to stick up through the pole sleeve for attachment purposes, keeping the display pole hidden inside the pocket.





WEBBING WITH D-RINGS:

Nylon webbing is sewn inside of the hem and extends beyond the width of the banner. The additional length of webbing is sewn around a metal D-ring. This creates an incredibly strong attachment point for displaying a banner and is a reliable option for large banners.

HEMS WITH ROPE:

Hems can be made with rope sewn in and extending beyond the width of the banner to specified lengths. For banners tied onto fences or fixed structures this option provides strong construction as it spreads wind forces over the entire length of the banner.





WIND SLITS & WIND HOLES:

Both wind slits and wind holes are ways of reducing wind resistance on a banner. Wind holes are half circle shape cuts that make a flap. Wind slits are thin cuts made vertically throughout the banner. Accent Banner adds stitching to both options to reinforce the cut material and prevent ripping. It should be noted that either option provides about 3% reduction in wind resistance. Shrinking the banner by 3% would allow for the same reduction in resistance. If wind resistance is a major concern we suggest using a mesh banner which allows up to 70% of air-flow through the banner.

BLOCKOUT LINERS:

Vinyl banners can be printed on a fully opaque material. However, fabric-based appliqué banners require the use of a blockout liner. Blockout liners are available for indoor and outdoor use. They create a layer between pieces of nylon which keep the different colors of material from blending or from creating shadowing or show through.



VELCRO:

Velcro is a two-piece system that provides a surprisingly strong grip. The “spikey” hook side of velcro grips to the loop side which is the softer, fuzzy side. Velcro is available in multiple colors and in several sizes. When used on a banner, one side of the velcro is sewn to the backside. The opposite side has an adhesive backing for attaching to a wall.

HEADER & GROMMETS:

The most common finishing for a flag is the addition of a white header and brass grommets. We offer a standard header made of a cotton and polyester blend as well as a more durable option made of dacron. The header is sewn onto the flag and attachment points are created by adding spurred grommet at the top and bottom.



HEADER WITH ROPE & THIMBLES:

For flags 8’ x 12’ or larger we suggest a header with “rope and thimble” construction. With this option, roping is sewn through the length of the header to extend beyond the top and bottom edges. The extensions then are wrapped around metal thimbles and are stitched back into the header. This process creates two attachment points that are stronger than the standard grommet option. If a third attachment point is required, we can add a spurred grommets at desired points along the header.



TIE-DOWN PATCHES:

A tie down patch is made by adding additional material and a centered grommet at a specific location near the bottom edge of a flag. This allows for a rope to attach to the flag while the opposite end of the rope is tethered to your building. This helps reduce the risk of your flag wrapping around the flagpole and/or becoming tangled on itself. A more durable and weather-resistant option known as a marine tie-down patch is available. The marine tie-down patch uses a circular piece of clear acetate and a grommet which allows for added strength when battling the elements.



POLE SLEEVE & TAB:

Typically reserved for flags displayed indoors on a presentation set, a pole sleeve and tab allow your flag to hang from a pole with a seamless look. Pole sleeves can be flannel lined for added protection and include a small leather tab for attachment to a small brass screw near the top of a pole.



FRINGE:

Golden yellow fringe can be added to a flag for a distinguished look. Typically, fringe is used on indoor flags, frequently with a cord and tassels accompaniment.



[Click logo to visit our website](#)

[Click above for a quote](#)



BOOK BINDING:

Accent Banner provides many book binding solutions. The two most common are saddle-stitching and over sewing. A saddle-stitched binding is sewn through the centerfold of the book. Over-sewn bindings are stitched through the cover, the individual pages, and the back cover. This option requires a gutter margin be included in the design and does not allow the book to lay completely flat. However, over-sewn bindings are both attractive and durable.



DECORATIVE STITCHING:

The use of a decorative stitch can give an added touch to many different types of printed marketing materials. We offer single, double, and zig-zag stitches, each of which is available in hundreds of colors.



CUTTING:

Precise cutting requires a steady hand and a focused eye. Accent Banner's production team is blessed with both. We offer cutting by hand with scissors and with hot knives. With the latter, a heated blade is used to make cuts and simultaneously seal the edge of the material from fraying.

TENSION FABRIC STRUCTURE (TFS) FINISHING:

Finishing a printed graphic so that it fits properly on a metal frame can be a tricky task. Especially when the image is printed on a stretchy material like spandex and/or requires a zipper. Over the years, Accent Banner has developed many methods for finishing printed graphics so that they display properly on TFS frames. In order to maintain accuracy, we do require that the frame be onsite for fitting purposes.



CREATIVE • CAPABLE • COMMITTED

Accent Banner is a major manufacturing, distribution, and installation specialist of custom-designed flag, banner, and signage products for commercial and institutional markets. In addition, a full spectrum of readymade flags, poles, accessories, and hardware is stocked and marketed through Accent Banner's retail division—successor to The Flag Center, the venerable Cambridge-based store established in 1938. The comprehensive scale of Accent Banner's products and services contributes to our stature as a "full-service provider." At every level of the Accent Banner organization, our informed, creative, and experienced staff is committed to the goal of complete customer satisfaction. Accent Banner is proud to deliver products that are "Made in the USA."

CUSTOM PRODUCT LINE

BANNER AND DISPLAY ITEMS

Whether large format or small, intended for interior or exterior use, fabrication of custom banners, backdrops, table drapes, and other displays will feature either appliqué or print design . . . or a hybrid solution incorporating both techniques.

APPLIQUE

Appliqued banners are Accent Banner's signature product. These beautiful, colorful, and unique fabric-on-fabric stitched creations are designed and hand-crafted on-site, with benefit of the finest workmanship in the industry.

PRINT

We offer an array of print techniques (digital, dye sublimation, screen print, acid dye) rendered on a variety of mediums (nylon, canvas, sunbrella, vinyl, and rigid substrates.)

TENSION FABRIC STRUCTURES

These light-weight, collapsible, tubular forms can be built to any shape and size and then fabric-wrapped with logos and/or eye-catching images. They are ideal for trade shows and exhibit halls.


COMMERCIAL FLAGPOLES & HARDWARE

Accent Banner will custom furnish and install outdoor flagpoles, from single mast to wall mount—vertical or outrigger style.

RETAIL PRODUCT LINE

READYMADE FLAGS & ACCESSORIES

Through our retail outlet, we offer an extensive inventory of top-grade US, state, regional, international, historical, military, nautical, and sports flags. Residential poles, brackets, display hardware, and accessories are also available.



SPECIALTY ITEMS

- Large-scale US flags made of high-end materials for cost-effective durability.
- Polartec-fleece blankets and scarves with stitched on logos or designs.
- Appliqued/printed acoustic panels, an attractive solution for sound suppression.

PROFESSIONAL SERVICES

- Installation • Graphic Design • Contract Stitching • Flag & Flagpole Repair & Maintenance Programs

