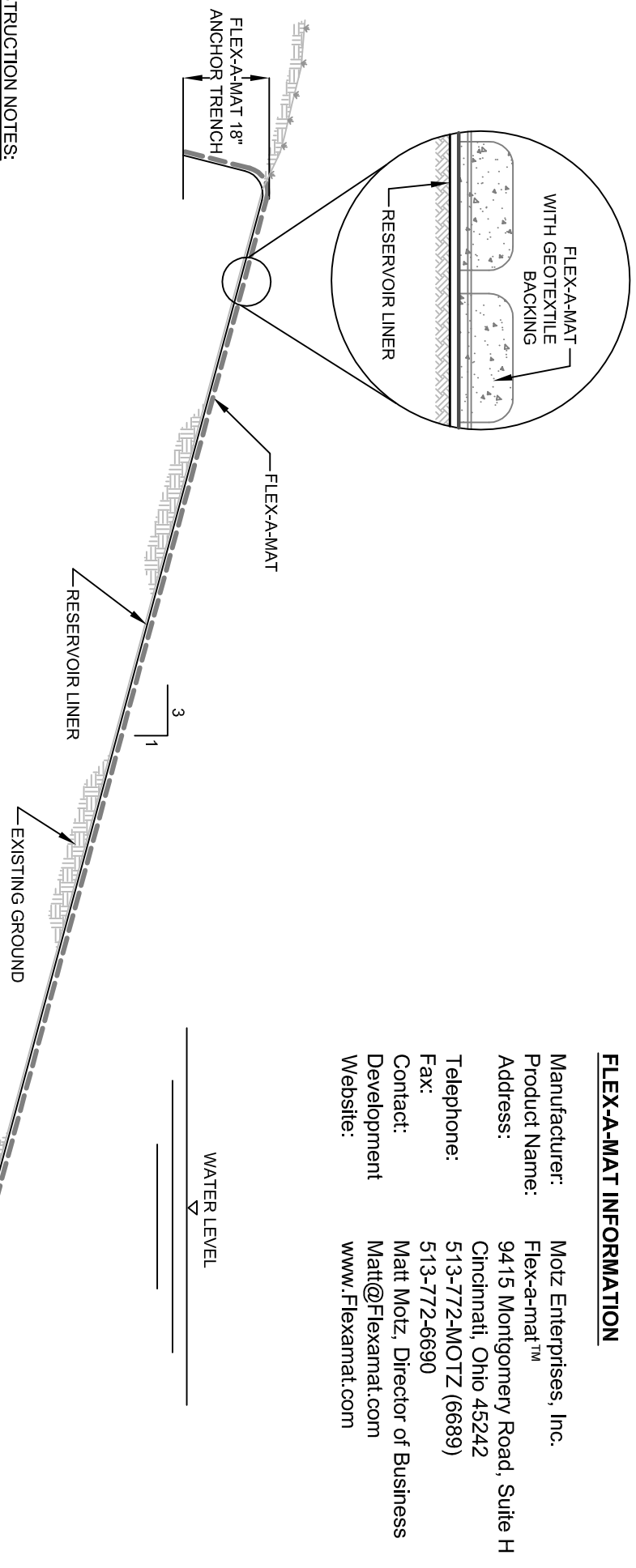


FLEX-A-MAT INFORMATION

Manufacturer: Motz Enterprises, Inc.
Product Name: Flex-a-mat™
Address: 9415 Montgomery Road, Suite H
Cincinnati, Ohio 45242
Telephone: 513-772-MOTZ (6689)
Fax: 513-772-6690
Contact: Matt Motz, Director of Business
Development
Website: www.Flexamat.com



CONSTRUCTION NOTES:

1. EACH SECTION OF FLEX-A-MAT IS 16' WIDE AND THE MAT LENGTH IS THE LENGTH OF THE SLOPE.
2. FLEX-A-MAT IS MANUFACTURED WITH SITE SPECIFIC GEOTEXTILE ADHERED TO THE BACK.
3. THERE ARE STRAPS AROUND EACH ROLL OF FLEX-A-MAT USED TO LIFT THE ROLL FOR PLACEMENT. A CABLE WILL BE USED TO REMOTELY UNDO THE STRAPPING WHEN THE ROLL IS IN PLACE. (SEE FIGURE 1)
4. EACH ROLL OF FLEX-A-MAT WILL HAVE STRAPPING INTERNALLY ROLLED UP WITH THE MATERIAL. THE STRAPS ARE USED FOR UNROLLING THE FLEXAMAT. (SEE FIGURE 2)
5. INSTALLATION: THE INITIAL LEADING EDGE OF THE FLEX-A-MAT WILL BE EMBEDDED 18-INCHES VERTICALLY INTO THE GROUND AROUND THE PERIMETER OF THE RESERVOIR.
6. EACH SECTION OF FLEX-A-MAT IS INSTALLED ADJACENT TO THE NEXT. THE FLEX-A-MAT SHALL BE INSTALLED PERPENDICULAR TO THE SLOPE AND RUN FROM THE ANCHOR TRENCH DOWN THE ENTIRE LENGTH OF THE SLOPE. FLEX-A-MAT WILL BE INSTALLED IN SECTIONS ADJACENT TO ONE ANOTHER, ACROSS THE BASE OF THE RESERVOIR.
7. FLEX-A-MAT CAN PROVIDE THE OPTION TO EXTEND THE GEOGRID AND GEOTEXTILE FABRIC BEYOND THE CONCRETE BLOCKS AS OVERLAPS TO HELP TIE THE MATRIX TOGETHER.

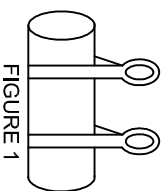


FIGURE 1

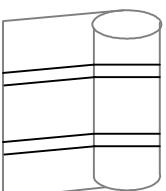


FIGURE 2

**FLEX-A-MAT™
RESERVOIR LINING DETAIL
NTS**

