

GREEN
IMPRESSIONS

Design • Build • Maintain



The Complete Guide To Outdoor Fireplaces & Fire Pits

Outdoor Fireplaces

Outdoor fireplaces are an exceptional way to create a welcoming sanctuary and anchor your outdoor living space. They provide a beautiful focal point for your home's landscape, as well as an inviting place for you to relax or entertain with family and friends. Determining what you want based on your lifestyle and design goals is an important first step.

Here are key considerations to keep in mind when planning your outdoor fireplace installation:


Location – An outdoor fireplace provides an exceptional anchor point for your home's exterior living space. Determining the optimal location to meet your goals is the most important criteria for you to keep in mind when planning your outdoor fireplace installation.

Type – Gas or wood burning outdoor fireplaces are either pre-built or customized to meet your exact specifications. A custom design, installation and curing process typically takes several weeks. Pre-built outdoor fireplaces, in contrast, can be installed and ready for use in just a few days. It is important to determine which option best meets your lifestyle, budget and design goals.

Budget – Before starting any landscape design project, it's best to pre-determine your overall goals and estimated project budget. The cost of installing your outdoor fireplace can range widely depending on which optional features you select.

Seating Area – Each side of the fireplace offers an anchor point for separate living spaces. Typically outdoor fireplaces offer seating on just one side. Installing a pass through fireplace, however, allows you to extend your open-air living environment and incorporate seating on both sides of the hearth







Fireplace Benefits

Installing an outdoor fireplace offers great benefits. It will enhance your home and property, and increase your outdoor living options.

Warmth – Extend outdoor living earlier in the spring and later in the fall.

Cooking – Savor open-air cooking and eating. Install a fire grate for meals on the fire, or roast delicious marshmallows over the open flames.

Entertainment – Extend your homes entertainment space. Bring the party outside and enjoy.

Ambience – Add romantic flair to your outdoor experience, watching the flicker of fire, sipping a glass of wine, cuddling up with a book.

Increased Value - Increase the resale value to your home and property.

Outdoor Fire Pits

Outdoor fire pits offer the warmth and enjoyment of the fire and maximize seating space to sit around the fire with your family and friends. Fire Pits are welcoming spots for taking in landscape views surrounding your property --- a stunning view of Lake Erie, the golf course, or the natural beauty of your grounds.

Here are key points to consider in planning for an outdoor fire pit installation:


Location – Outdoor fire pits should be placed for optimal viewing of your landscape’s focal points. Whether it be the lake, pool, pond, water feature, golf course, or your garden --- you’ll want to plan the location of your fire pit with these landscape features in mind. It is important to determine a location that also allows adequate room for seating.

Type – Choices: do you prefer to install a natural wood burning fire pit, or low-maintenance gas log fire pit? If you enjoy, stoking the flames and the smoke and fragrance of a natural wood fire, a wood burning fire pit may be the right choice.

Budget –It’s always best to pre-plan your budget before starting any new landscape installation project. Outdoor fire pits present an affordable alternative to installing an outdoor fireplace.

Seating Area – Outdoor fire pits allow for comfortable seating all around the fire pit if necessary, and are often a preferred choice for this reason. Adding built-in seating is a comfortable option to keep in mind.







Fire Pit Benefits

Installing an outdoor fire pit will provide the following benefits to your outdoor living space.

Warmth – Extend outdoor living earlier in the spring and later in the fall.

Cooking – Savor open-air cooking and eating. Install a fire grate for meals on the fire, or roast delicious marshmallows over the open flames.

Entertainment – Extend your homes entertainment space. Bring the party outside and enjoy with family and friends.

Increased Value - Increase the resale value to your home and property.


Design, Location, and Considerations

Before You Get Started:

It's important to check your local building codes before starting any outdoor fireplace, or fire pit projects. Depending on your local building codes you may not be able to install a fire feature at your location. It may also be required that your fire feature be placed in a location that is at least a minimum distance from any standing structures.

Work with a professional landscape company to assure that your installation meets all state and local building codes. Installing a pass through fireplace requires a gas flame and log to maintain proper control of fire and smoke.

Installing an outdoor fireplace or fire pit is a great way to invest in your home. For this reason, it is important to select a landscape installation company that can deliver superior quality and results. To assure that you're getting a qualified landscape installation company find out how many years they have been in business, what their certifications and qualifications are, and ask for contact information of the last three fireplace or fire pit projects that they completed and contact them.



Extend Your Living Space Outdoors

Getting Started with Your Project:

In the same way that designing a house involves more than selecting paint colors or window styles... good landscape design means looking at the big picture. Start by considering what your home has now ... such as a deck, patio, children's play area or water feature. You may simply need a "foundation plan" by a knowledgeable landscape designer. This plan creates attractive plant combinations that fill out your existing areas.

The expert designers at Green Impressions look at your home's landscape with a trained and critical eye. We create a plan that takes into account your lifestyle, preferences and budget. We listen to your concerns and ask questions to create the right plan for you.

With our experience and education, we design with the Northern Ohio climate in mind. We can ensure that you have flowering plants all season long. Our design service is included in all landscape installations. Our design process starts with a no cost or obligation consultation to begin creating the perfect plan for you. Contact us today to get started

[REQUEST A LANDSCAPE CONSULTATION](#)



Green Impressions | 842 Abbe Road, Sheffield Ohio 44054 | 440-240-8508
www.greenimpressionslandscape.com