

Thermacore[®] COLLECTION



Premium insulated garage doors
deliver maximum thermal efficiency
and design flexibility.

The Genuine. The Original.





Cover image: Model 199 7' V5 panel, Golden Oak finish, Clear Long windows
Image above: Model 198 8' high double car Long panel, Almond finish, Stockbridge 2 4-Lite windows

*The Thermacore® Collection keeps design in mind
and adds comfort to your home by providing protection
from air infiltration and temperature changes.*



Model 495 8' high Flush panel, White finish

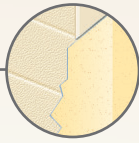


The Thermacore® Collection steel garage doors feature premium insulation construction and design which provides maximum thermal efficiency and reduced air infiltration for your garage space. This durable line of garage doors gives you many years of reliable operation while providing comfort to your home, even in extreme climates.

Built better from the inside out



Model 198 7' high, Long panel, Black finish



Thermacore® construction

Provides a continuous layer of foamed-in-place, CFC-free polyurethane insulation sandwiched between two layers of corrosion-resistant steel, for maximum thermal efficiency.



Embossed wood-grain texture

Adds beauty, sophistication and durability



In-between section thermal seals

With an air infiltration rating of up to 0.08 cfm, seals provide superior resistance to the elements.



Durable finish

Hot-dipped galvanized steel with two coats of baked-on polyester paint.



Bulb-type bottom weatherseal

Guards against wind and rain while providing a cushion when closing.

Our WindStorm™ wind load rated system

Available on select products to meet regulations for a variety of wind speeds, including hurricane-force winds, and meet the most stringent local building codes.

Delivering comfort and efficiency. Living spaces in your home are typically located above or beside the garage. Having a door with proper insulation for extreme cold and hot climates will increase the thermal efficiency and comfort of your home.

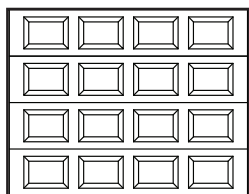
Thermacore® Collection Door Designs

Select your door panel style and color


1 Choose a panel style:

Model 297, 194, 494
Standard (S)

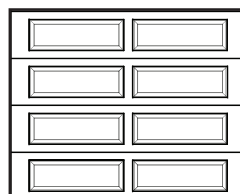
7'
tall




Model 296, 199, 497
V5 (V)




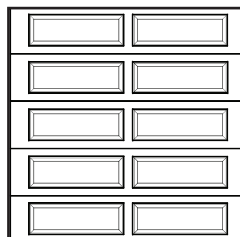


Model 295, 198, 496
Long (L)



Model 298, 195, 495
Flush (F)



8'
tall



Standard (S)



V5 (V)



Long (L)



Flush (F)

Models	295(L) 296(V) 297 (S) 298 (F)	194(S) 195(F) 198 (L) 199 (V)	494(S) 495(F) 496 (L) 497 (V)
Polyurethane insulation¹	•	•	•
R-value²	9.31	12.76	17.5
U-factor³	0.24	0.24	0.16
Steel backing⁴	•	•	•
Warranty	20-year limited	Limited lifetime	Limited lifetime

¹ **Polyurethane insulation:** Our polyurethane foam insulation contains no CFCs or HCFCs (100% water-blown foam). Thermacore® section construction provides low U-factors for maximum energy efficiency.

² **R-value:** R-value is a measure of thermal efficiency. The higher the R-value the greater the insulating properties of the door. Overhead Door Corporation uses a calculated door section R-value for our insulated doors.

³ **U-factor:** A tested value of actual energy loss - whether heat or cold - of an installed door, wall, or window assembly. The lower the number the lower the energy loss and therefore the better the thermal performance. U-factor will vary depending on finish and color selection. For best U-factor, choose finish and color with high solar reflectance (bright colors).

⁴ **Backing:** Interior-side steel backing, standard on Thermacore® products, provides strength and a finished, clean appearance.

Thermacore® Collection *Decorative Accents*

Customize your door with color and windows

2 Choose a color:

Colors may vary slightly from these shown and may not be available on all models.
To custom paint your door see painting instructions in the owner's manual.



White



Almond



Desert Tan



Sandstone



Terra Bronze*



Brown**



Hunter Green*



Gray*



Black*

Textured wood grain finishes



Golden Oak***



Walnut***

* Available in 190 series only.

**Available in 190 and 490 series only.

***Available in 194, 198 and 199 models only.

3 Choose a window style:

Available on **Standard, Flush and V5** panels



Clear Short



Ashton 1



Cascade 1



Cathedral 1



Madison 1



Ruston 1



Sherwood 1



Stockford 1



Stockton 1



Waterton 1



Williamsburg 4



Winston 1



Williamsburg 8

Thermacore® Collection *Decorative Accents*

Customize your door with windows

Carriage style window trim

Available on **models 194 and 195** only



Stockbridge



Stockton



Stockton Arch



Somerton



Wyndbridge Arch

Available on **Long, Flush and V5** panels



Clear Long



Ashton 2



Cathedral 2



Cascade 2



Ruston 2



Sherwood 2



Somerton 2



Stockbridge 2 3-Lite



Stockbridge 2 4-Lite



Stockford 2



Stockton 2 4-Lite



Stockton 2 6-Lite



Stockton 2 8-Lite



Stockton 2 8-Lite Arch



Stockton 2 12-Lite



Waterton 2



Williamsburg 2



Wyndbridge 2



Williamsburg 2 (4 pc)


Choose a glass type:

All decorative trim windows come standard with double strength glass. In addition, the Thermacore® Collection offers an array of choices, including:

- Insulated glass – thermal efficiency*
- Tempered glass – enhanced safety
- Clear Lexan® – shatter resistant
- High velocity impact glass – security option
- Obscure glass – light infiltration with privacy
- Solar bronze – UV protection
- 1/2" insulated obscure glass for 190/490 series



Clear



Obscure

Thermacore® Collection

Decorative Accents

Customize your door with ornamental hardware

4 Choose your hardware:



Large
Bean
Handle



Large
Spear
Handle



Small
Spear
Handle



Spear Hinge (16" & 18")



Bean Hinge (16" only)




Model 199 7' high V5 double car panel, Gray finish with Wyndbridge 2 windows, Bean style decorative hardware

5 Choose your opener:



Be sure to ask about our complete line of Overhead Door® garage door openers. Powerful, quiet and durable, Overhead Door's garage door openers are designed for performance, safety and convenience. Your Overhead Door Distributor will help you choose the opener that best suits your door and preferences.



Transform Your Home with the DoorView® visualization tool.

Go to overheaddoor.renoworks.com to try our on-line interactive software tool that lets you visualize what your home would look like with a garage door from Overhead Door. Contact your local Overhead Door Distributor for more information and to receive a quote.



Limited Warranty.

Thermacore® Collection garage doors are backed by up to a limited lifetime non-transferable warranty.*

* Warranties vary by model, and are available upon request. See full text of warranty for details.

The Genuine. The Original.

Since 1921, Overhead Door Corporation has not only raised the standards of excellence for the industry—we've created them. Overhead Door created the first upward-acting door in 1921 and the first electric garage door opener in 1926.

Today, our network of over 400 Overhead Door Distributors are still leading the way with innovative solutions and unmatched installation, service and support. So look for the Red Ribbon. It's your guarantee that you're getting the genuine, the original Overhead Door.

SOLD AND DISTRIBUTED BY:



The Genuine. The Original.



2501 S. State Hwy. 121 Bus., Suite 200, Lewisville, TX 75067
1-800-929-DOOR • sales@overheaddoor.com
www.OverheadDoor.com