

The Genuine. The Original.



Odyssey® 1000 with belt or chain drive

Garage door opener

Odyssey® 1000 with belt or chain drive

Garage door opener

7030 | 7030H

A quiet yet powerful performance with superior convenience

- Powerful yet quiet 3/4 HPc* DC motor operates most residential doors at a speed of up to 7.5[§] inches per second
- DoorDetect™ Monitoring and Diagnostic Technology constantly monitors the door's performance
- Features CodeDodger®, a superior encryption system that identifies a code from billions of possible combinations
- Easy to install opener is lightweight, requires only four standardized bolts for assembly of rail to powerhead and has simplified menu-based programming



Standard features and accessories

DC Power

Quiet yet powerful 3/4 HPc* DC motor operates with minimal noise.



Quiet Operation

Belt and chain drive provide smooth and quiet operation, perfect for room adjacent garages that demand minimal noise. Belt drive offers the ultimate in quiet operation.



Auto Seek Frequency Range

System will automatically seek either the 315 or the 390 MHz frequency produced by a remote, helping to ensure opener will respond regardless of nearby frequency interference.



DoorDetect™ Monitoring and Diagnostic Technology

Delivers the power needed at every movement of the garage door and continuously monitors the operation of the door, stopping operation when significant changes occur. These features minimize noise, wear and tear on the door and improve overall safety.



CodeDodger® Access Security System

The system features advanced technology that prevents piracy of the radio signal that opens your door by selecting a new code from billions of combinations.



Safe-T-Beam® System

When objects pass through the infrared beam, the door automatically stops closing, and then reverses. The system's self-diagnostic functions alert homeowners of misalignment or damage.



Two-Bulb Lighting System

Two 100 Watt bulb lighting system provides added safety and convenience.



Automobile Convenience Features

Compatible with HomeLink® and Car2U® systems.



Wall Console








Large push buttons make for easy operation and convenient control of the garage door opener and light. When away for extended times, the Sure-Lock™ feature disables the remote's access to the garage for security.

3-Button Remote

The sleek design of this three-button remote allows for easy operation of up to three garage doors. This remote can be programmed to operate any CodeDodger® enabled garage door opener.

* 3/4 Horsepower Comparable (HPc) designates that this garage door opener meets Overhead Door's lifting force specification for 3/4 horsepower garage door openers.
§ +/- 0.5 inches per second. Speed will slow with one-piece doors.

Accessories and warranties included

7030/7030H							
3/4 HPc* (140V)							
	Wall Console	3-Button Remote	Motor & Gearbox**	Belt**	Chain**	Parts**	Accessory**

*3/4 Horsepower Comparable (HPc) designates that this garage door opener meets Overhead Door's lifting force specification for 3/4 horsepower garage door openers.

**Limited, non-transferable warranty. See owner's manual for details.

Convenience options

This Overhead Door® garage door opener is compatible with the following optional accessories.

Wireless Keypad**

- Lighted keypad provides ease of visibility
- Auto seek dual frequency technology (315 MHz/390 MHz)
- Operates up to three garage door openers



Door Report™ Remote*

- Indicates both visually and audibly the status of garage door operation
- Operates on 915 MHz frequency
- Operates up to three garage door openers
- Requires Overhead Door® Network Adapter



37349R

Advanced Wall Console*

- Easy to use backlit LCD touch screen
- Sure-Lock™ control feature to lock out remote and keypad operation for increased security
- Operates up to three garage door openers
- Requires Overhead Door® Network Adapter



37347R

Battery Back-up**

- Front facing colored LEDs indicate charge status
- Up to 50 cycles in a 24-hour period after initial power outage
- Operates door at 3.5 inches per second



37229R

*Only available for use with Odyssey® and Destiny® garage door openers.

**Works with any opener that features our CodeDodger® Access Security System.

†Destiny® and Odyssey® opener models made before October 2012 will require parts replacement (purchased separately) to accommodate the Battery Back-up. Contact your Overhead Door representative for more information.

Product Design

Motor Type: DC, 140 volts

Drive: Features Belt or optional Chain

Lighting System: Two 100 Watt bulbs

Color: Warm Taupe (Pantone Q758-3-2)

Assembled in USA

Motor & Electrical

Gearbox: Integrated with Motor

Power: $\frac{3}{4}$ HPc*

* 3/4 Horsepower Comparable (HPc) designates that this garage door opener meets Overhead Door's lifting force specification for 3/4 horsepower garage door openers.

Application: Any residential garage door as follows: sectional doors up to 14 ft high; one-piece doors up to 8 ft high

Adjustable Lift Force Level: 9 electronic settings – factory set to typical steel residential garage door – single or double wide

Lubrication: No lubrication on belt (normal chain lubrication)

Voltage: 120 volts, 60 Hz, 5 amps

Length of power cord: 7030 – 44 in, 7030H – 68 in

Type of power cord: 3 prong

Drive & Rails

Rail Type: C-Channel

Standard Rail: 9 ft 8 in rail for 7 foot doors

Rails Available: Assembled and pre-tensioned rails for doors up to 7 ft, 8 ft and 10 ft high. Two-piece rails with center hanger support for doors up to 12 ft and 14 ft high. Belt drive system or chain drive system in C-Channel rail

Drive Type: Steel-reinforced belt or full length chain

Lighting System

Recommended Bulbs: Two 100 Watt (maximum) incandescent bulbs

Light Activated: Via wall console or with opener activation

Light On: 4 minutes

Product Certifications

UL and CUL approved

Dimensions and Weight

Powerhead: L - 16.1" x W - 9.7" x H - 7.4" , 7.9 lbs

Assembled Powerhead and 7' Rail: total length - 10.6 ft,

Belt: 20.1 lbs, Chain: 22.8 lbs

Powerhead - Boxed: 19"x10.5"x11", 11 lbs

7 ft door Belt Rail: Wrapped: 116.5" x 1.75" x 3.25"

Belt: 13 lbs, Chain: 15 lbs

8 ft door Belt Rail: Wrapped: 128.5" x 1.75" x 3.25"

Belt: 14 lbs, Chain: 17 lbs

10 ft door Belt Rail: Wrapped: 152.5" x 1.75" x 3.25"

Belt: 17 lbs, Chain: 20 lbs

12 ft door Belt Rail: Wrapped (two-piece rail): 88.5"

x 3.125" x 3.75" Belt: 20 lbs, Chain: 23 lbs

14 ft door Belt Rail: Wrapped (two-piece rail): 100.5"

x 3.125" x 3.75" Belt: 23 lbs, Chain: 26 lbs

Powerhead Pallet Size: 32

Rail Pallet Size: 32

Standard Accessories

One 3-button remote, model O3T

Wall console, model OCWC2-BX

Remote Specification

System Design: CodeDodger®

Remote Size: 2.75" x 1.62" x .73" without clip

Frequency: Auto seek frequency (315 and 390 MHz)

Range: 500 ft open fields. Per UL recommendations, remote

should be used within line of sight of garage door

Minimum Operating Temperature: -40° F, -40° C

Maximum Operating Temperature: 158° F, 70° C

Battery Used: CR2032

Standard Warranties

Limited Lifetime Motor Warranty: see manual for details

15 year Belt / 5 year Chain: see manual for details

5 year Parts Warranty: see manual for details

1 year Accessories Warranty: see manual for details

Intelligence & Safety

DoorDetect™ Monitoring & Diagnostic Technology

Force profiling technology delivers the power needed at every movement of the door

Powerhead intelligence captures performance data

Safety monitoring system will stop movement of the door when door service may be required

Additional Intelligence & Safety

Safe-T-Beam® System

CodeDodger® Access Security System

Sure-Lock™ System

Powerhead Box Contents

Odyssey® 1000 Powerhead model 7030 / 7030H

Operation Manual

One 3-button remote

One wall console

Safe-T-Beam® System and wiring

Assembly hardware

Rail Packaging (rails for 7 ft, 8 ft, 10 ft doors)

Outer: Stretch wrapped for weather protection

Color Code: Red - Belt, Black - Chain

Installation

Headroom Clearance Required: 1.5 inches

Limit Setting: Electronic push button

Force Setting: Automatic

Operation**

Door Opening Speed – factory set: 7.5 in/second @ 30 - 60 lbs

Door Opening Speed – maximum: 7.5 in/second @ 30 - 60 lbs

Door Closing Speed – factory set: 7.5 in/second

Door Closing Speed – maximum: 7.5 in/second

The Genuine. The Original.



Overhead Door Corporation

2501 S. State Hwy., 121 Bus., Suite 200, Lewisville, Texas 75067

1-800-929-DOOR • www.OverheadDoor.com



©2013 Overhead Door Corporation. DoorDetect and Sure-Lock are trademarks of, and Odyssey, CodeDodger, Safe-T-Beam, Overhead Door and Ribbon logo are registered trademarks of, Overhead Door Corporation. Consistent with our policy of continuing product improvement, we reserve the right to change product specifications without notice or obligation. HomeLink is a registered trademark of Johnson Controls. Car2U is a registered trademark of Lear Corporation. R900-842 5M 10/13 JAR

** +/- 0.5 inches per second. Speed will slow with one-piece doors.