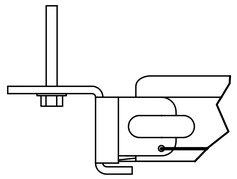

FACE MOUNT
OPTION
("Z" BRACKET)

DETAIL W
SCALE 1 / 2

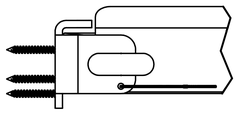

JAMB MOUNT
OPTION
("L" BRACKET)

DETAIL V
SCALE 1 / 2

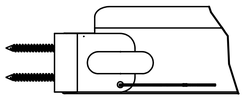

JAMB MOUNT
OPTION
(JAMB CLIP ONLY)

DETAIL X
SCALE 1 / 2

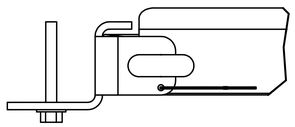

REINFORCED
CORNER MOUNT
OPTION
("Z" BRACKET)

DETAIL U
SCALE 1 / 2

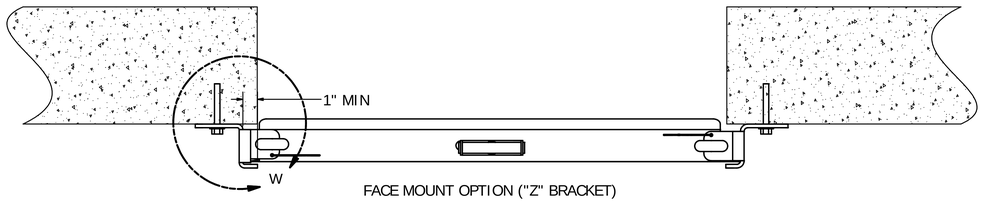

FACE MOUNT OPTION ("Z" BRACKET)

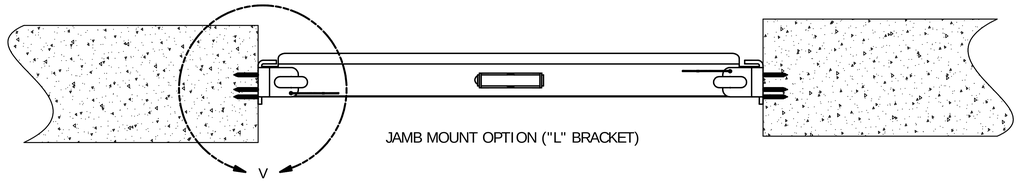

JAMB MOUNT OPTION ("L" BRACKET)

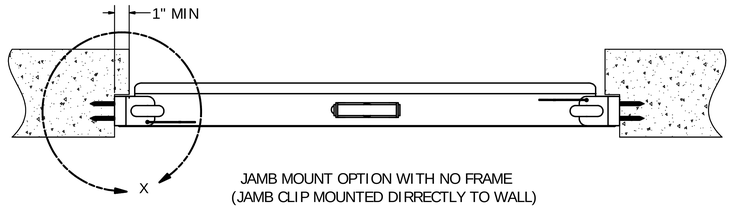

JAMB MOUNT OPTION WITH NO FRAME
(JAMB CLIP MOUNTED DIRRECTLY TO WALL)

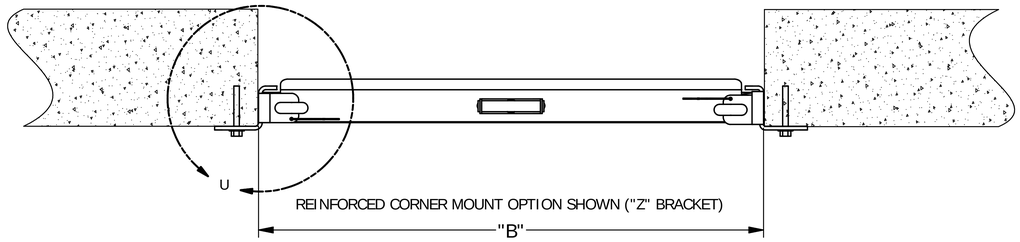

REINFORCED CORNER MOUNT OPTION SHOWN ("Z" BRACKET)

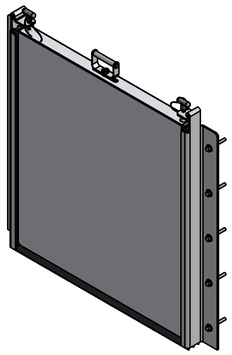

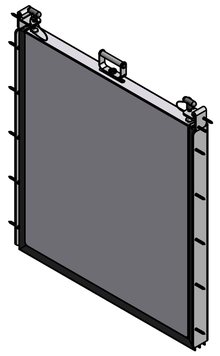

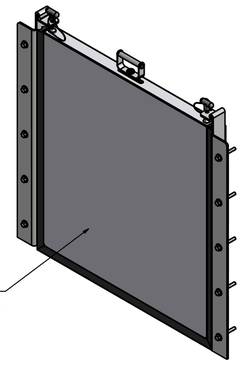

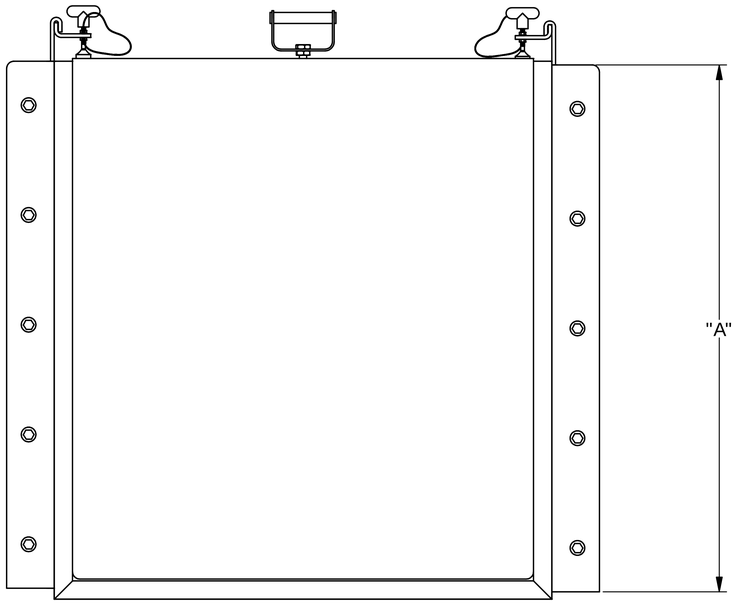

FB33 DIAGRAM	-
SHEET 1 OF 1	REV

QTY	-2	-1	DETAIL	SHT	STOCK SIZE/PART NO.	MATERIAL	DESCRIPTION

"THIS DESIGN IS THE PROPERTY OD THE PRESRAY CORPORATION AND IS SUBMITTED IN CORFIDENCE. ALL RIGHTS RESERVED. COPYING OR IMITATION EXPRESSLY PROHIBITED. ALL OR PORTIONS OF THIS DESIGN MAY BE SUBJECT TO PROPRIETARY RIGHTS"

MATERIAL — QA

PAINT/FINISH

DRAWING NOT RELEASED UNTIL DATED AND APP'D. BELOW:

DATE — APV'D.

BREAK ALL SHARP CORNERS 1/32

DO NOT SCALE DRAWING — ©PRESRAY CORP.

TOLERANCE UNLESS NOTED — SCALE

FRACTIONS ± 1/32
3 DECIMAL PLACES ± .010
2 DECIMAL PLACES ± .030
ANGLES ± 2

& NOTED

THE PRESRAY CORP.
PAWLING, NEW YORK

NAME
FB33 DIAGRAM

DR. 9/12/2007 EH
CHK.
APV'D.

FB33 DIAGRAM — - REV

SHEET 1 OF 1