



Lightweight Forming System for Concrete Floors and Roofs



Patented Process:
Self-supporting, Steel
Beams and Furring Strips




Patented Process:
Integrated, Utility Chases



Plastbau® Technology

INSUL••DECK®



The fast, flexible and safe method to build a concrete floor or roof that saves labor, time and money

"I believed there was a better way, so I invented one."

In 1978 I created the Insul-Deck system to fill the need for a strong, versatile floor that was easy to install. Insul-Deck is a new way to build combining the strength, security and structural integrity of concrete with the flexibility of lightweight expanded polystyrene forms. The result is a self-supporting joist-and-deck forming system providing the maximum strength of a reinforced concrete deck with minimal materials and labor.

Architects recognize the wide array of design flexibilities possible with Insul-Deck. Contractors — both commercial and residential — have discovered advantages of building with Insul-Deck. This super-strong system can be used in place of traditional floors, roofs, ceilings and tilt-up wall construction. It's comparable in cost to conventional construction.

You should demand the performance only Insul-Deck can deliver. With the high cost of energy and an increasing demand for improving the workplace environment, Insul-Deck offers a unique and cost-effective solution for all of your commercial and upscale residential needs. It is also the environmentally responsible answer.

I guarantee you will be completely satisfied with Insul-Deck. It has inspired architects and made floor and roof construction easier for thousands of contractors world wide. What's more, we remain dedicated to improving our product based on the latest research and development.

Piero Cretti - Insul-Deck Inventor

U.S. Patent Number 5,792,481, August 11, 1998

Delivered ready to install


Insul-Deck comes pre-cut to your length and staged for quick assembly. No on-site scrap generated.

Lightweight system requires no crane

Insul-Deck Expanded Polystyrene Forms eliminate heavy material handling equipment. Makes Insul-Deck ideal for difficult sites and conditions.

Uses less labor

Two laborers can install floors in a multistory building. Trained, experienced crews can install Insul-deck panels, ready for pouring concrete, in an average of one minute per Sq. Ft.



Utility chases, steel beams and furring strips integrated within form

Unique, patented manufacturing process. Any type of interior finish can be mechanically attached to the integral steel furring strips with drywall screws (Furring strips extended for clarity).

User-friendly design

Insul-Deck panels easily interlock with a tongue-and-groove design which forms the bottom of a 5" wide concrete T-beam, or joist. Rebar reinforces each joist. Steel mesh reinforces the floor surface. Detailed engineering specifications and load factors are available for a wide variety of T-beam designs.

Makes jobs easier for electricians, plumbers and other subs

Utilities are easier to install in pre-molded access chases (or channels). The Expanded Polystyrene can be easily removed, if needed, to allow for larger utility runs.

Built-in quality features

Forms are precut to design specs. System benefits — utility chases (or channels) and steel beam furring strips — are built-in. The Expanded Polystyrene material has excellent insulating properties.

Plastbau® Technology

INSUL••DECK®




Bottom-line benefits for a contractor

When we spend less time on the job site, we save money. With Insul-Deck, we don't have to cut material to size. It takes labor-intensive, skill-intensive tasks out of the picture. We just set the forms in place, install shoring and pour concrete.

Insul-Deck also improves our job site safety. We don't have to worry about cranes or heavy machinery to position and remove forms. Two men can prepare the forms to pour flooring on a multistory building without cranes.

With pre-molded access chases, utilities are easy to install. Any type of interior finish can be attached easily and quickly to the integrated steel furring strips. The result is a self-supporting system that provides the maximum strength of reinforced concrete with a minimum of materials, reduced labor and increased job site safety. Insul-Deck is our competitive edge.

Insul-Deck Contractor



Satisfaction for a distributor

We like it, of course, because it performs for our contractors. But we've had another benefit: there's no inventory. From the factory, Insul-Deck is delivered to the job site pre-engineered, pre-cut and pre-labeled. We don't receive, unload, or reload material. Still, we remain responsible. We ensure that our contractors are fully informed and have all the required training and installation instructions. In fact, we follow every Insul-Deck job to its end.

Insul-Deck is not only a superior floor and roof system, but is backed by a fine, ethical company that offers excellent, on-time support services. Insul-Deck technical experts make it easy to specify, purchase and install the system. Project drawings supplied with Insul-Deck illustrate rebar placement and shoring support requirements. This makes it easy for an engineer to review and approve the project.

Insul-Deck Distributor

Cutaways show typical, generic layout and finishing styles. They are not intended as a guide for structural engineering or to reflect specific construction practices.

Shoring & Bracing: Installer is responsible for the design and correct installation of Shoring of Insul-Deck forms in accordance with the ACI (American Concrete Institute) 347-01 "Guide to Formwork for Concrete" or current applicable codes. Any variance from those standards must be provided and certified in advance by a Structural Engineer, licensed for the job site location and specifications.

Reinforced Concrete: Installer is responsible for placement of all reinforcing steel in accordance with the ACI (American Concrete Institute) 318-02 "Building Code Requirements for Structural Concrete" or current applicable codes. Any variance from those standards must be provided and certified in advance by a Structural Engineer, licensed for the job site location and specifications.

Plastbau® Technology

INSUL••DECK®

Insul-Deck • 7000 Houston Road, Building 100, Suite 3 • Florence, KY 41042
1-800-475-6720 or 859-525-6720 • FAX 859-525-1167
insuldeck@zoomtown.com • www.insul-deck.org