


Book Laminating Station BLS-L



BLS-L dimensions

width	length	height
50 cm	60 cm	25 cm


BLS-L accessories

Art-Nr.	description
6009695	BSL-L
6009697	Replacement Blade
6009696	Support for filmolux rolls
6009698	Set of teflon strips
36876	Wooden squeegee, 16 cm


This is the perfect tool for fast and easy lamination of books and brochures up to a dimension of 50 mm height and 32 cm width.

The machine is equipped with a support for rolls up to 41 cm width, an automatic separator for the silicone paper and a cutting device.

Bedienung des BLS-L




① Choose a book protection film which is approx 3-4 cm wider than the book. Fix it on the support and peel back the backing paper.



② Put the book spine against the guiderail and draw the film over the book. Rub the film firmly with a squeegee to ensure good adhesion.



③ Turn the book by 180° while covering it with the film. Apply film pressure to the book cover, rubbing the film with a squeegee from the middle toward the other edges.



④ Slightly tighten the film and cut it off with the built-in knife.