



Welcome to Transformit Ready-Made 2011, our catalog of unique fabric sculptures available for purchase or rent. The products are grouped into thematic and functional collections:

Pages	Collection
3-8	Organics - Inspired by the natural world
9-10	Dream Spinners - 3-d shapes which interact with each other and the spaces between them
11-13	Fascinating Rhythms - Shapely walls and columns with a musical theme
14-15	Natura - Environmental graphic "skins" for pieces from the Fascinating Rhythms collection
16-17	Dynamics - Rectangular, with a twist
18-21	Free Form Wings - Pure form with fabric alone - no framework
22	Ice Floe Stage - Large, adaptable backdrops
23	Columns - Structures rigged from overhead, anchored to ground
24	Projection Screens - For front or rear projection
25-26	Sky Catchers - Unique hanging signs
27	Love - Freestanding rooms and place markers, and one overhead spinner
28	Silhouettes - Internally lit, with frames that are supposed to show

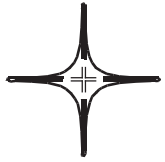
Note: This catalog is intended to give you a general idea of the shapes and sizes of the structures in our collections. The information shown here is not sufficient to design a project, nor does it provide complete information about the appropriate uses of our products. Many factors must be taken into account to ensure a successful project. Some structures may require professional installation to ensure safety. To be sure you are using the right product in the right way, please consult with a Transformit Account Executive. They can enlist our company's complete design, build and installation expertise.

Drawings are not to scale, and measurements are approximate.

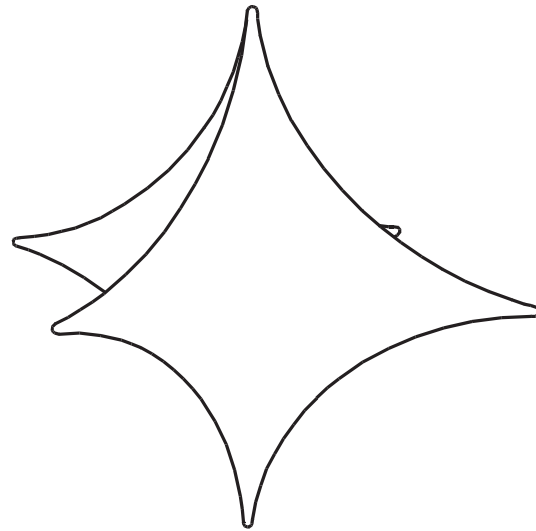
Copyright: Every structure shown in this catalog is an original creation of Transformit, and is protected by U.S. copyright law.

Star Drop™*

3'3" h x 4'4" x 4'4"
6' h x 7' x 7'
13' h x 15' x 15'




Plan View



Moonray™*

7'6" h x 7'6" w x 4'6" d
16' h x 16' w x 8'6" d




Wave Drop™***

10' h x 8' w x 3' d




Crescent™**

10' h x 10' w
14' h x 14' w
18' h x 18' w

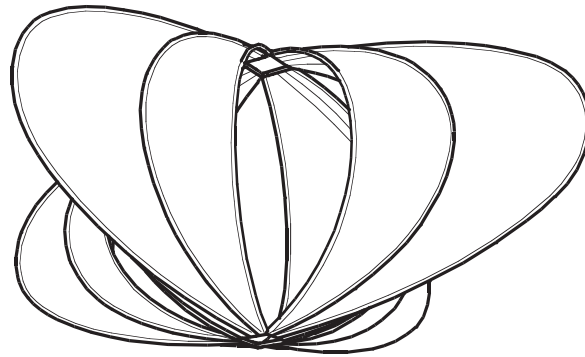


Aztec Star™*


8' h x 18'6" x 18'6"



Plan View




- * hangs from a single point
- ** requires multiple hang points when rigged as a canopy
- *** freestanding



Dazzle™ * **

29' diameter
9 petals





Dazzle™ * **

20' diameter
7 petals


Dazzle™ * **

12' diameter
9 petals



Morning Glory™ *

12'h x 12' diameter
14'h x 16' diameter
18'h x 20' diameter



Leaflet™

20'h x 20'w x 30'd
25'h x 30'w x 50'd

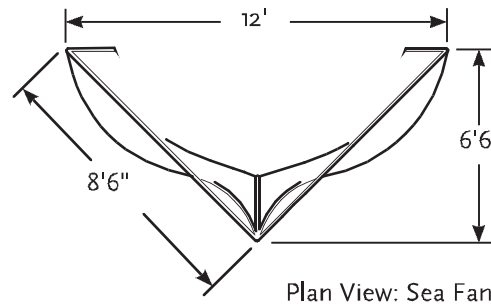

Three Dazzles may nest together.
A special hub is required.

The Leaflet uses a weighted base and has no frame.
4 top rig points are required.

- * hangs from one to three points
- ** requires Transformit installer on site

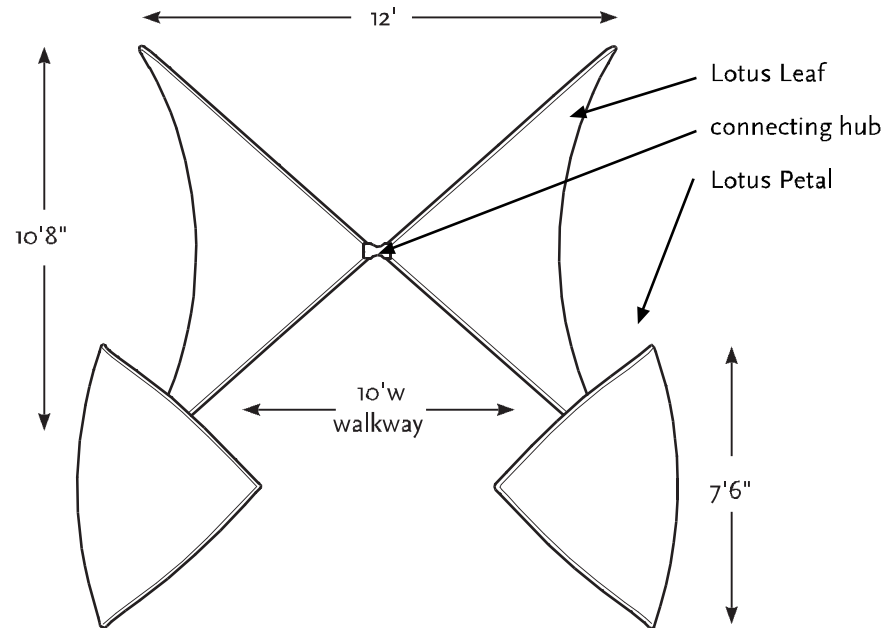
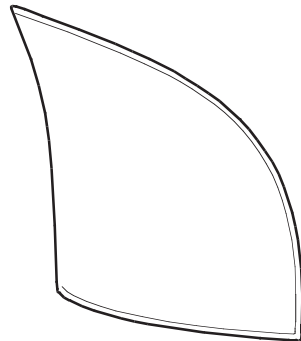
Sea Fan™

12'6" h x 12' w x 6'6" d
Freestanding




Lotus Leaf™

9'2" h x 10'8" w x 6' d
Freestanding when
connected in pairs



Lotus Petal™

9' h x 7'6" w
Petal requires base plates
to free-stand



Lotus Leaf Tunnel™


Made from pairs of Lotus Leaves connected by
hubs, and freestanding Lotus Petals

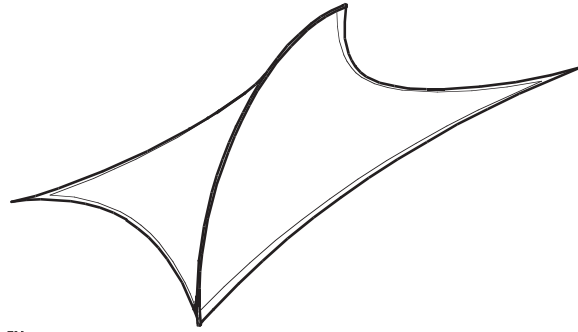
Entranceway: 2 Leaves

22' tunnel: 4 Leaves, 2 Petals.


70' tunnel: 12 Leaves, 10 Petals.

Additional tunnel sections: 2 Leaves, 2 Petals.

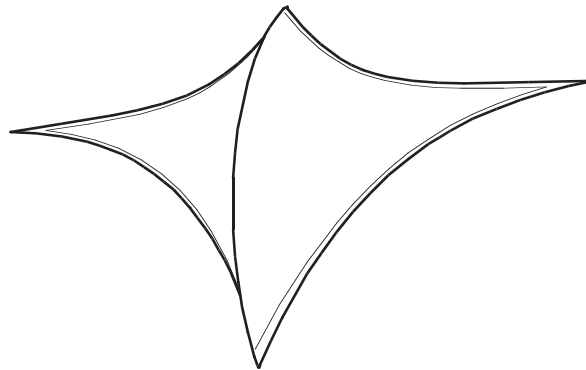





Dancing Ray™
12'h x 24'w x 5'd



Diamond Ray™
14'h x 22'w x 5'd



Sentry Ray™
14'h x 24'w x 5'd




Twisting Ray™
15'h x 35'w x 5'd

Rays are stretch fabric Free Form Wings with aluminum tube spines.
Rays have binding around perimeter and over the spine. An inner band of trim is optional.
Dimensions are for pieces fully tensioned, from widest point to widest point.
The Rays require two points of attachment, one at each end.

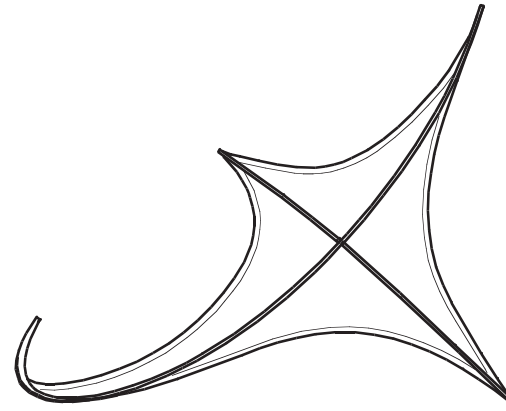
Sentry FireFly™

Small 2'h x 5'6"w x 8'd
Medium 4'h x 10'w x 16'd
Large 7'h x 20'6"w x 22'd



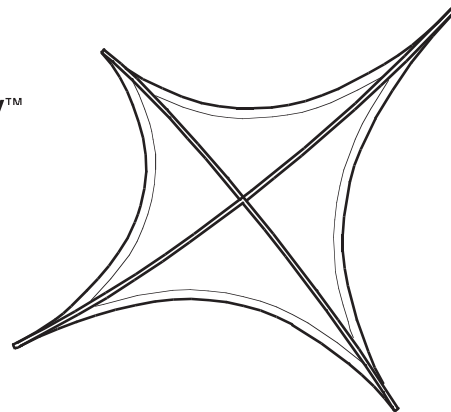
Airplane FireFly™

11'h x 17'w x 20'd

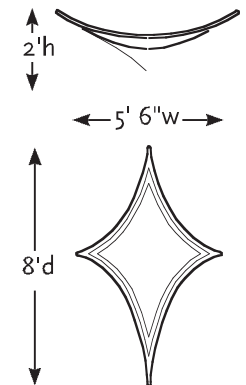


Diamond FireFly™

Small 3'h x 10'w x 10'd
Medium 5'h x 15'w x 15'd
Large 9'h x 25'w x 25'd



NOTE: Dimensions are from point to point, for an overhead installation, with the fabric horizontal. For example, the small Sentry FireFly measures 2' high, 5' 6" wide and 8' deep. FireFlies can be installed in a variety of orientations.

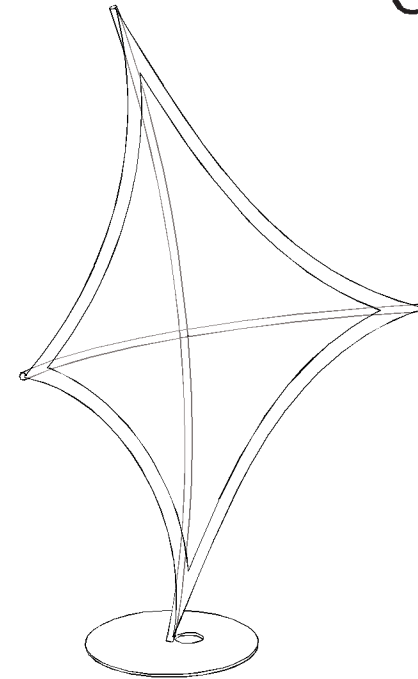
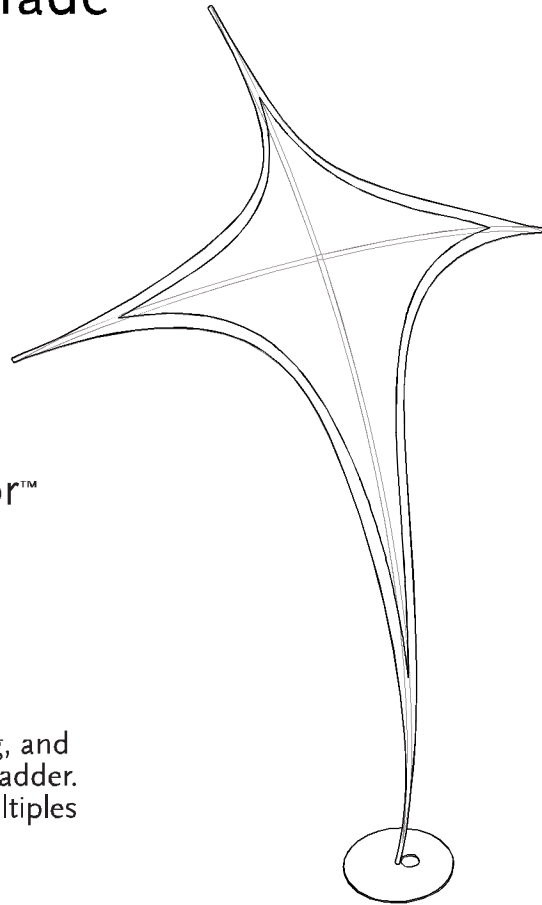


FireFlies are built like kites, with fabric stretched over an exposed frame. FireFlies may be suspended from a single point. A second point will keep them from turning. FireFlies have binding around the perimeter. An inner band of trim is optional. Each FireFly is based on the Free Form Wing of the same name.

Sentry FireFly Navigator™

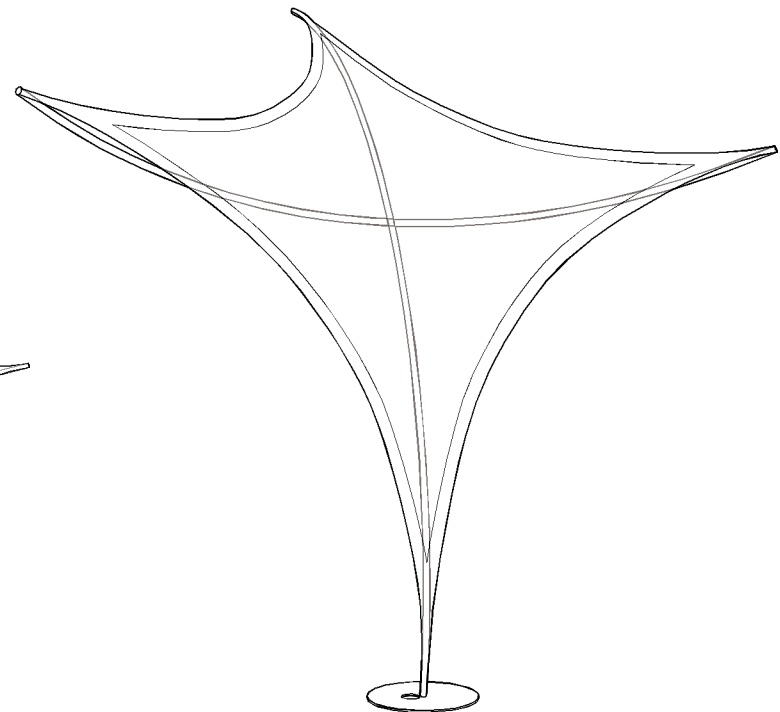
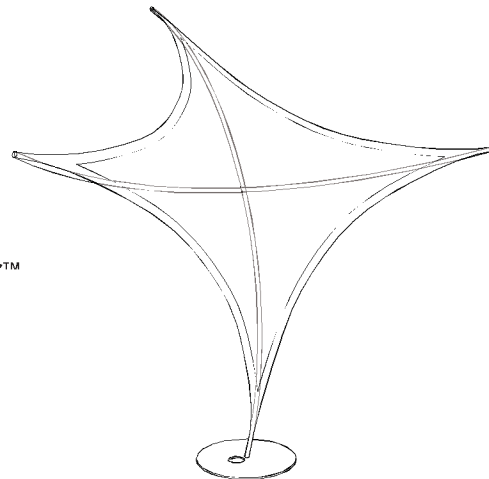
8'h x 5'6" w x 2'd
16'h x 10' w x 4'd

FireFly Navigators are freestanding, and can be installed quickly, without a ladder. Use singly to show the way, or in multiples to define large spaces.



Diamond FireFly Navigator™

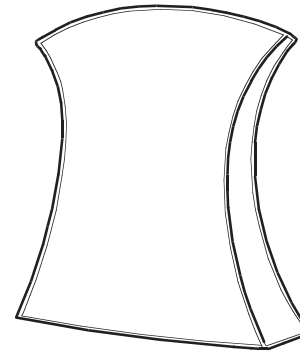
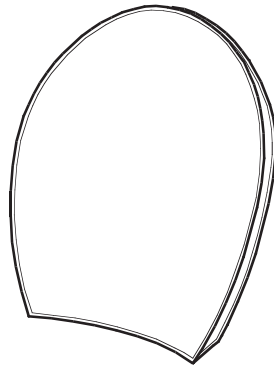
10'h x 10' w x 1'd
15'h x 15' w x 5'd



Cherub™

10'h x 10'3"w x 2'd

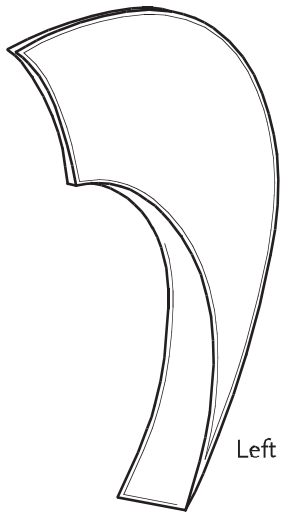
The Cherub is a freestanding wall. Its open bottom allows for internal lighting.




Seraph™

10'h x 10'w x 2'd

The Seraph is a freestanding wall. Its open bottom allows for internal lighting.



Left

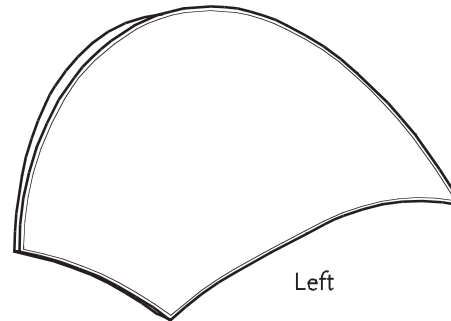


Right

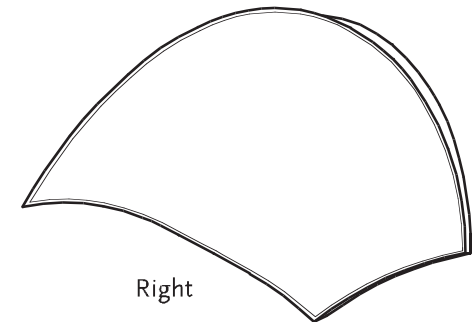
Ariel™

15'8"h x 10'4"w x 2'd

The Ariel is a suspended piece capable of being hung in any orientation. Dimensions are when oriented as shown.



Left



Right

Pixie™

9'5"h x 17'8"w x 2'd

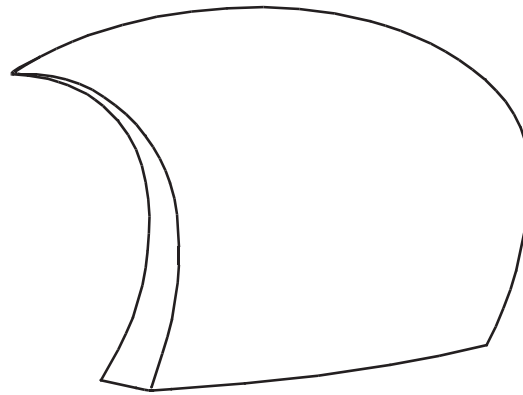
The Pixie is a suspended piece capable of being hung in any orientation. Dimensions are when oriented as shown.

Dream Spinners are designed to nest together in interesting ways. They can also be used with pieces from other collections. Ariel and Pixie must be suspended from overhead. All others may be used either free-standing or suspended.

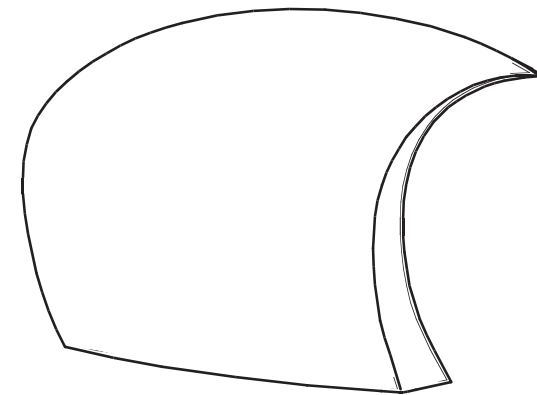
Dream Keeper™

12'3" h x 19'4" w x 3' d

Dream Keeper is a freestanding wall. Its open bottom allows for internal lighting.



Left




Right

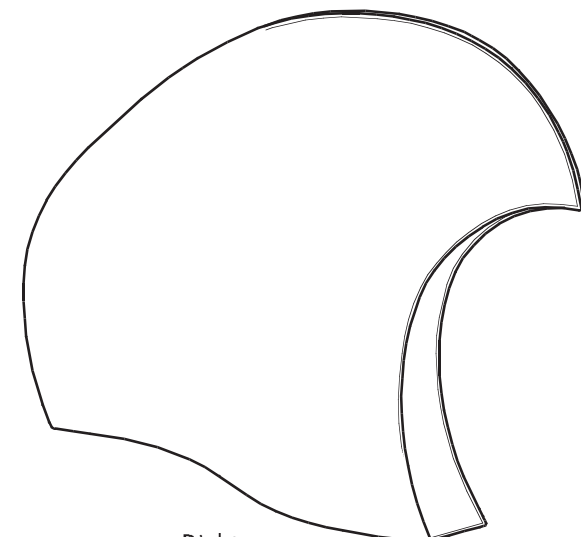
Dream Scaper™

15'4" h x 20'4" w x 4' d

Dream Scaper is a freestanding wall. Its open bottom allows for internal lighting.



Left




Right

Dream Spinners are designed to nest together in interesting ways. They can also be used with pieces from other collections. Ariel and Pixie must be suspended from overhead. All others may be used either free-standing or suspended.


Transformit Ready-Made

Fascinating Rhythms™




Grace Note™

8'h x 10'w x 2'd
10'h x 12'w x 2'6"d



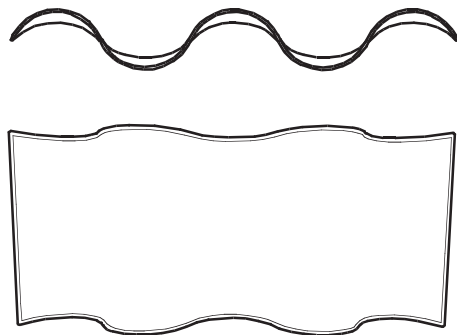
Lyric™

8'h x 10'w x 2'd
10'h x 12'w x 2'6"d



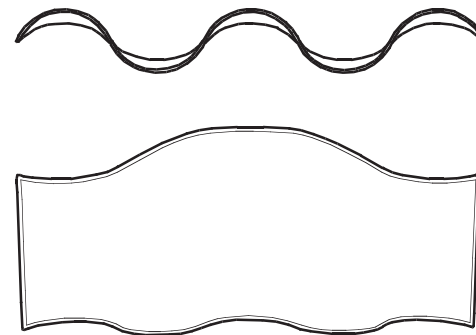
Riff™

8'h x 18'w x 2'6"d
10'h x 23'w x 3'd



Trill™

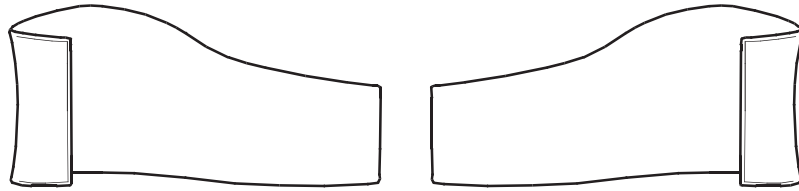
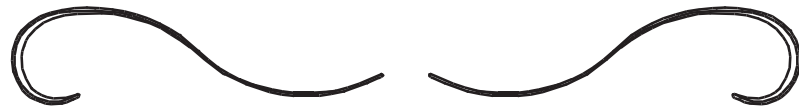
8'h x 18'w x 2'6"d
10'h x 23'w x 3'd



Arabesque™

8'h x 18'w x 2'6"d
10'h x 23'w x 3'd

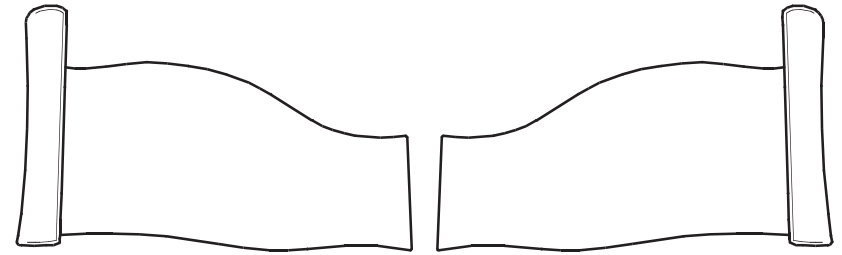
Fascinating Rhythms may be used freestanding or suspended.



Left

Right

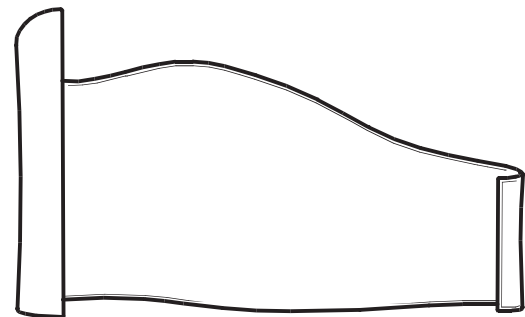

Tremolo™
8'h x 16'w x 4'd
10'h x 20'w x 5'd




Left

Right

14' Crescendo™
14'h x 22'w x 5'd



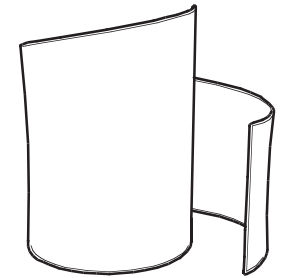

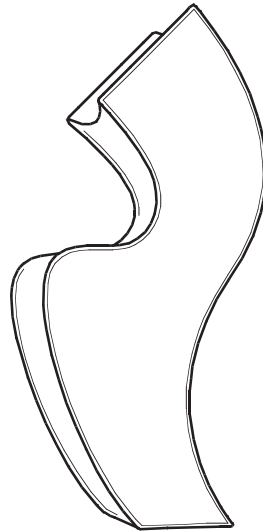
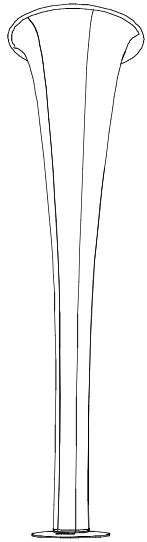
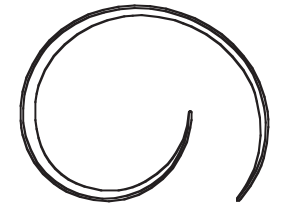


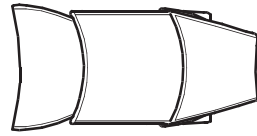
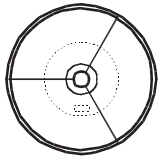
Left



Right

18' Crescendo™
18'h x 30'w x 10'd

Fascinating Rhythms may be used freestanding or suspended.



Staccato™

14'h x 4' diameter

The Staccato's open top allows internal lighting. Height is adjustable to 16'.

Rumba™

10'h x 4'9"w x 2'6"d

15'h x 7'w x 3'9"d
20'h x 9'6"w x 5'd

The Rumba's open bottom allows internal lighting.

Tango™

10'h x 3'w x 2'6"d

15'h x 4'4"w x 3'6"d
20'h x 5'9"w x 4'8"d

The Tango's open top and bottom allow internal lighting.

Left

Right

Legato™


10'h x 10'w x 8'd

Interior is 6'6" diameter. Entrance is 3' wide.

16'h x 16'w x 13'd

Interior is 11' diameter. Entrance is 3'6" wide.

Fascinating Rhythms may be used freestanding or suspended.
When supporting lights, columns must be tethered from above for safety.




Poolish

(Aquatic)



Oceanly




Leafish

(Terrestrial)




Grassly



Cloudish

(Celestial)




Duskly

Natura is a collection of environmental graphic “skins” available for rent or purchase. *Natura* comes in the six images seen above. Shown here is a Riff, from the Fascinating Rhythms collection. The next page shows other structures for which *Natura* is available.



Lyric™

8'h x 10'w x 2'd
10'h x 12'w x 2'6"d



Grace Note™

8'h x 10'w x 2'd
10'h x 12'w x 2'6"d




Riff™

8'h x 18'w x 2'6"d
10'h x 23'w x 3'd




Trill™

8'h x 18'w x 2'6"d
10'h x 23'w x 3'd




Arabesque™

8'h x 18'w x 2'6"d
10'h x 23'w x 3'd




Tremolo™

8'h x 16'w x 4'd
10'h x 20'w x 5'd



Crescendo™

14'h x 22'w x 5'd
18'h x 30'w x 10'd



Legato™


10'h x 10'w x 8'd
16'h x 16'w x 13'd

Natura is a collection of environmental graphic “skins” made to fit the pieces shown above, from our Fascinating Rhythms collection. *Natura* is available for rent or purchase. Shown here is the pattern called “Oceanly”. See the previous page for other *Natura* patterns.

Walls


Except as noted, walls may be suspended, and may be oriented horizontally or vertically.

Walls can hold up to three layers of fabric.




Josef™

8'3" h x 9'9" w x 2'11" d



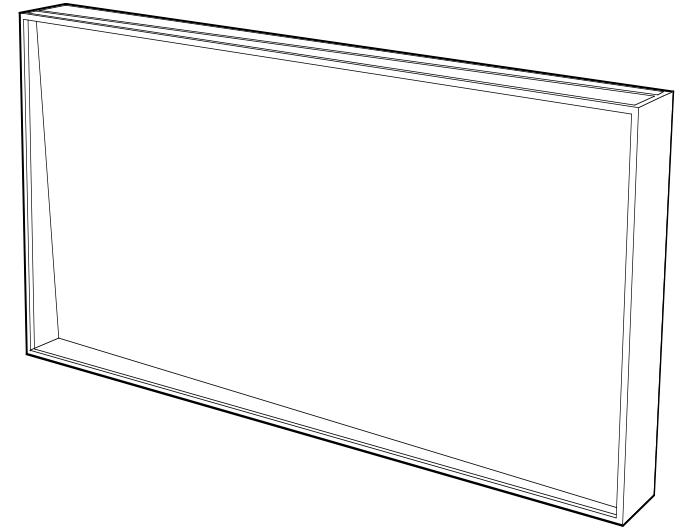
Vincent™

9'9" h x 13' w x 2'11" d



Pablo™

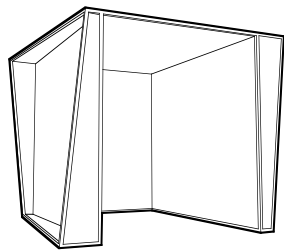
13'2" h x 17'8" w x 3'6" d



Piet™

16' h x 29'10" w x 4' d

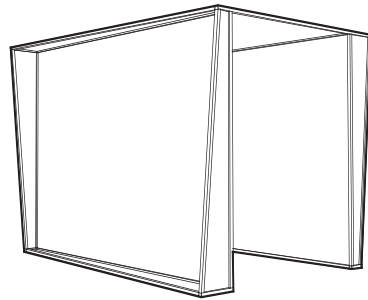
May not be used vertically.
May not be suspended



Louise™ Room

8'3" h x 10' w x 9'9" d

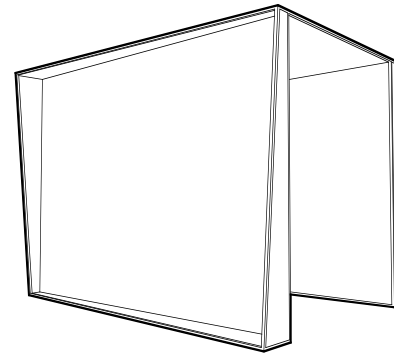
Entry width to 15', standard is 7'



Ray™ Room

9'9" h x 10'7" w x 13' d

Entry width to 15', standard is 7'



Julia™ Room

13'2" h x 13'9" w x 17'8" d

Entry width to 15', standard is 10'

Rooms

Width is the outside dimension of the side with the opening. Entry width is smaller.

Custom widths are available.

Rooms can be oriented horizontally or vertically.

Side walls can hold two layers of fabric.

Dynamics use exposed square aluminum frames.

Dynamics require a Transformit installer.

Dynamics require additional ceiling clearance during installation.


Approval from venue is required to suspend Dynamics overhead.

Columns


Except as noted, columns may be oriented horizontally or vertically.
Columns hold up to three layers of fabric.



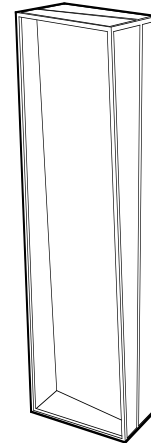
Antoni™
8'h x 2'4"w x 1'7"d




Marcel™
10'h x 3'w x 2'd



Eero™
12'6"h x 3'8"w x 2'6"d



Louis™
15'h x 4'w x 3'd

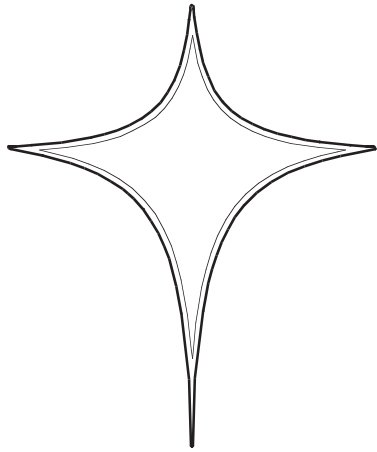


Walter™
20'h x 5'w x 4'd
May not be used horizontally
May not be suspended.

Dynamics use exposed square aluminum frames.
Dynamics require a Transformit installer.
Dynamics require additional ceiling clearance during installation.
Approval from venue is required to suspend Dynamics overhead.

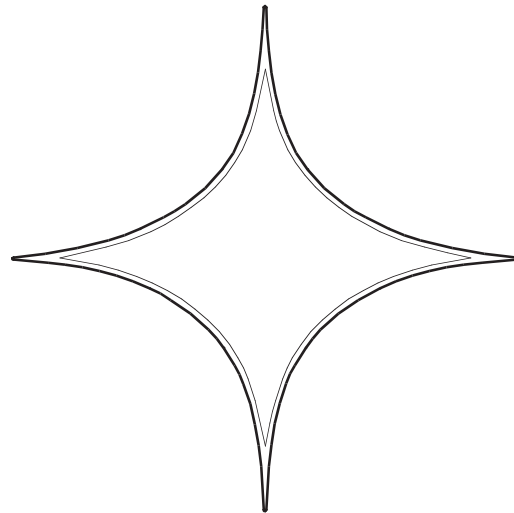
Sentry™

5' x 7'
10' x 15'
20' x 20'



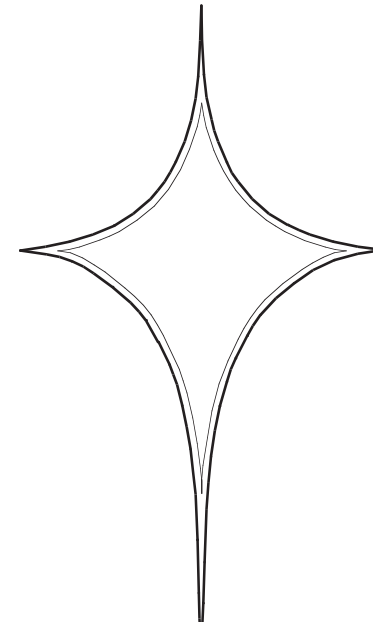
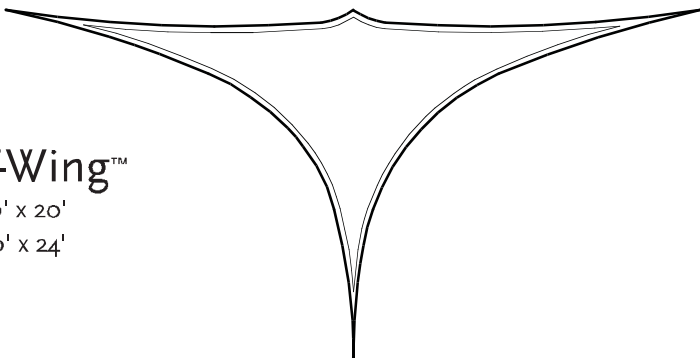
Diamond™

10' x 10'
15' x 15'
25' x 25'
40' x 40'



T-Wing™

20' x 20'
40' x 24'

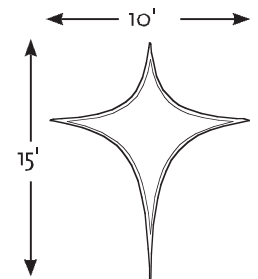
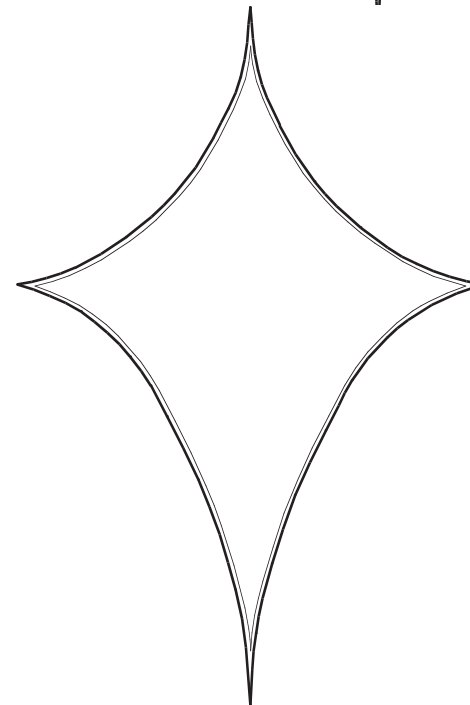


Airplane™

20' x 30'
30' x 50'

Dallas Star Four™

30' x 50'

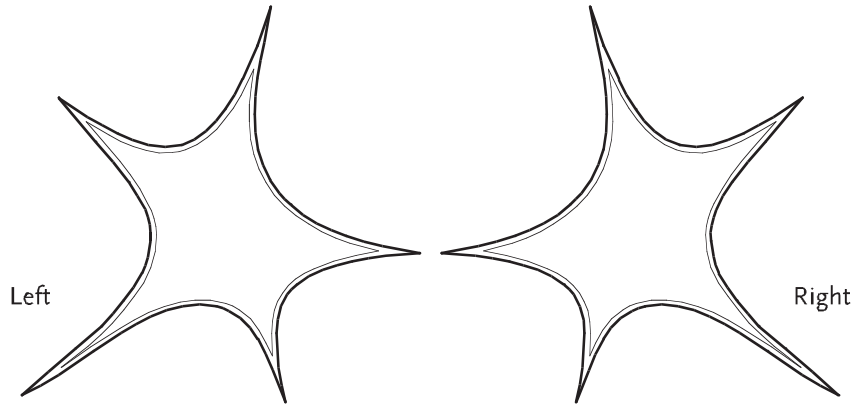


NOTE: Dimensions are as installed, measured through the center, from point to point. Wings can be installed in any orientation.

Free Form Wings require attachment to other sturdy structures.
Free Form Wings have binding around perimeter. An inner band of trim is optional.

Dancing Star™

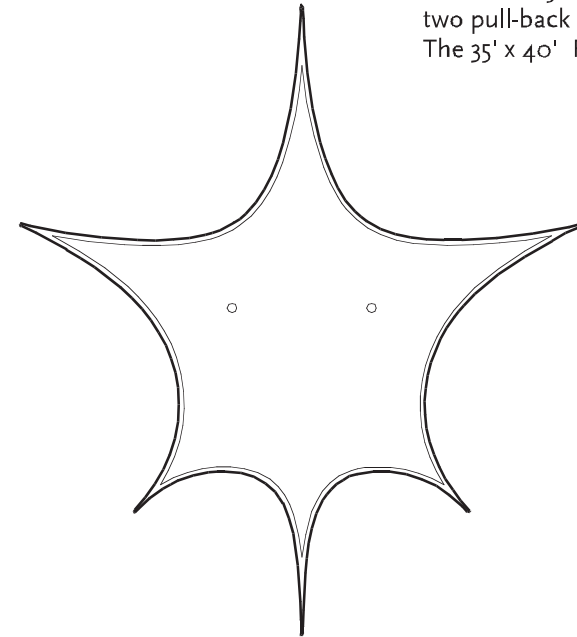
25' x 25'
35' x 30'



Florida Bird™

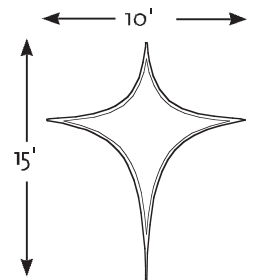
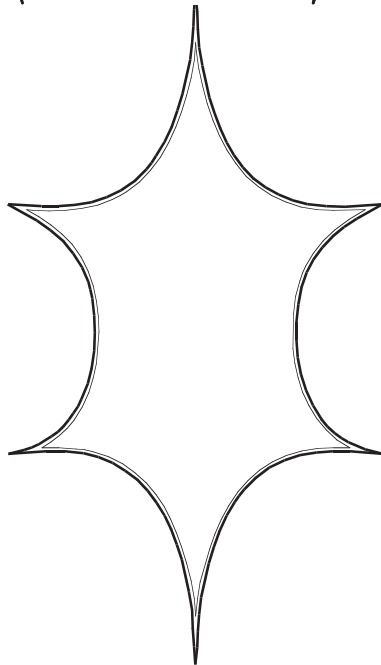
35' x 40'
60' x 65'

The 60' x 65' Florida Bird has two pull-back points (shown).
The 35' x 40' Florida Bird has none.



Dallas Star Six™

30' x 50'

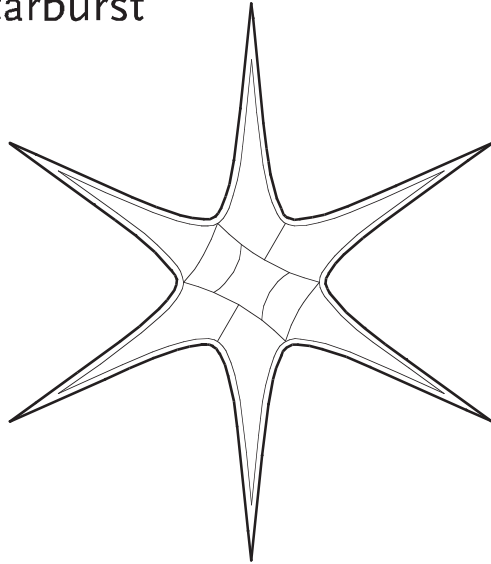


NOTE: Dimensions are as installed, measured through the center, from point to point. Wings can be installed in any orientation.

Free Form Wings require attachment to other sturdy structures.
Free Form Wings have binding around perimeter. An inner band of trim is optional.

Six Point Starburst™

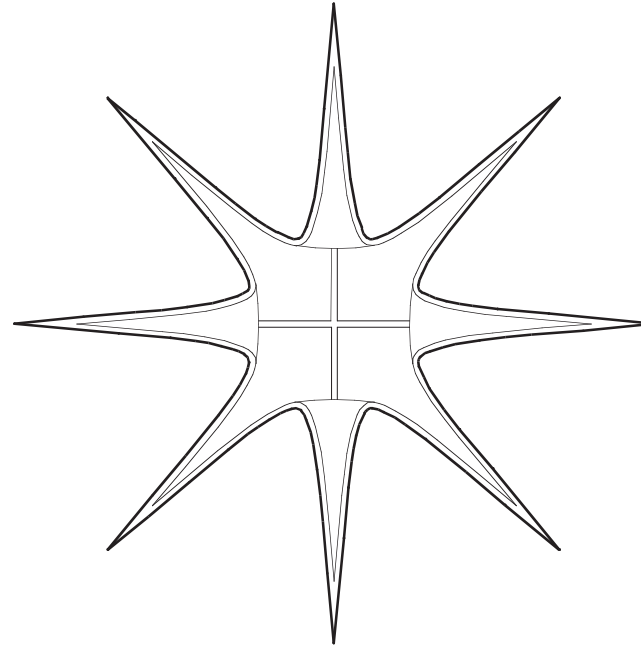
30' diameter
50' diameter



Eight Point Starburst™

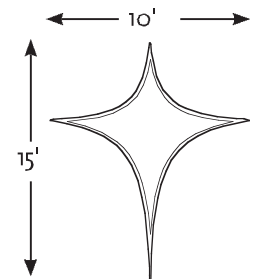

35' diameter
90' diameter

The 90' Starburst has 1 pull-back point at its center.
The 35' Starburst has none.



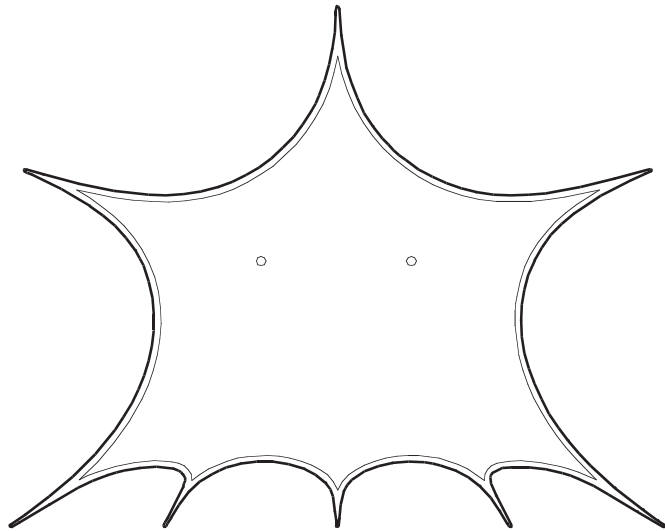
Perpetual Beginnings™

(two piece set)
60' x 25' & 20' x 20'



NOTE: Dimensions are as installed, measured through the center, from point to point. Wings can be installed in any orientation.

Free Form Wings require attachment to other sturdy structures.
Free Form Wings have binding around perimeter. An inner band of trim is optional.

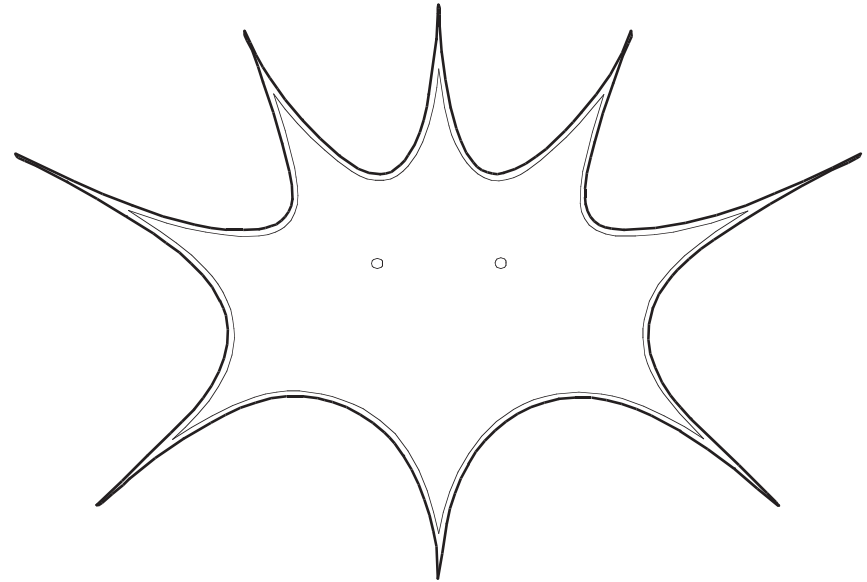


Olympic Stage™

20'h x 30'w

30'h x 40'w

The 20' x 30' Olympic Stage is also available without pull-back points.



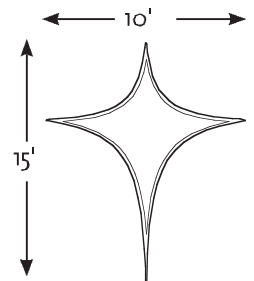
Star Stage™

30'h x 40'w

40'h x 60'w

The 40' x 60' Star Stage has 3 pull-back points.

The 30' x 40' Star Stage (shown) has 2 pull-back points.

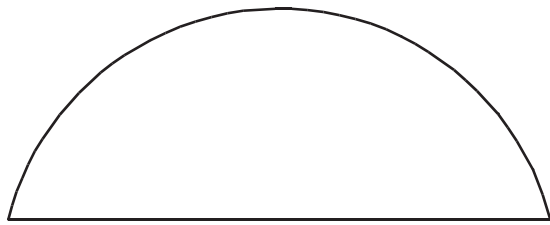


NOTE: Dimensions are as installed, measured through the center, from point to point. Wings can be installed in any orientation.

Free Form Stages have “pull-back” points to distribute the weight of the fabric evenly.

Free Form Wings require attachment to other sturdy structures.

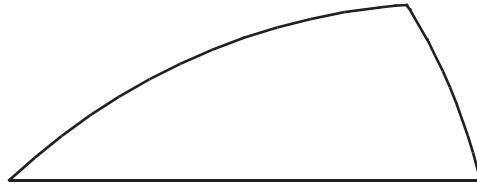
Free Form Wings have binding around perimeter. An inner band of trim is optional.



30'h x 77'w

Full Size

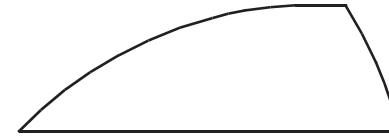
Piece A



25'h x 67'w

Piece B

(left side shown)

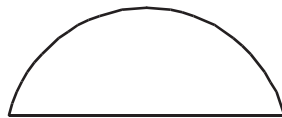


18'h x 54'w

Piece C

(left side shown)

Half Size



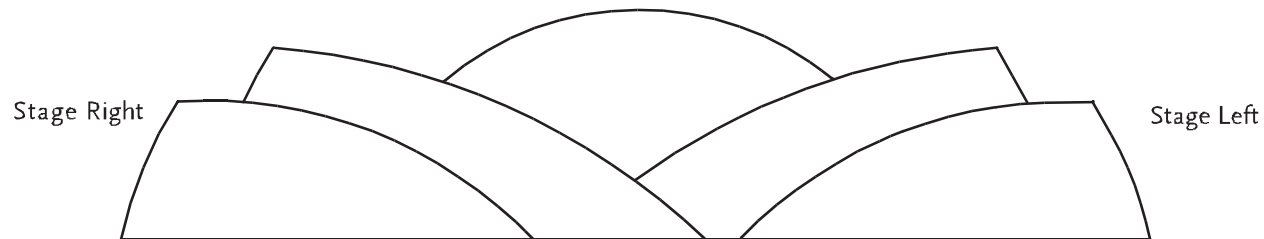
14'1" h x 39' w



12'6" h x 34' w



9'6" h x 28' w

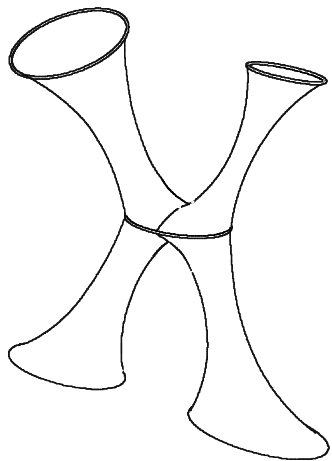
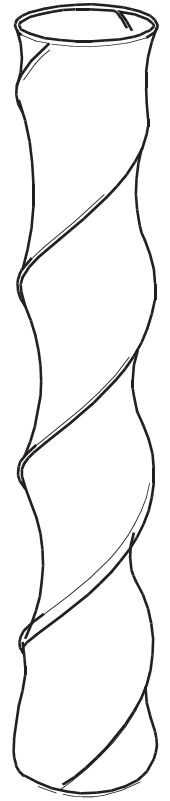
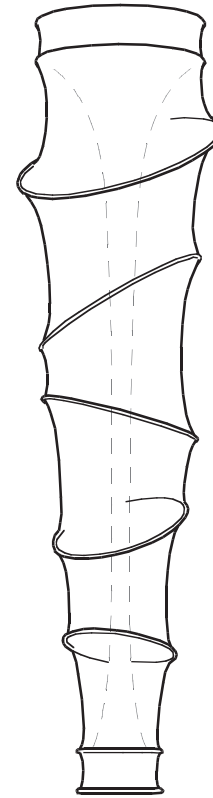
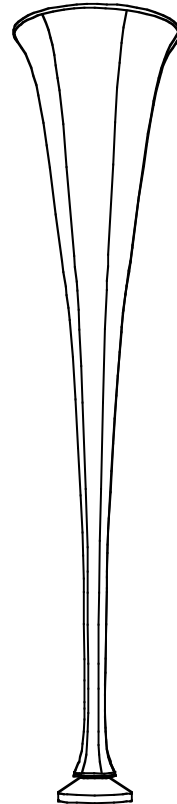
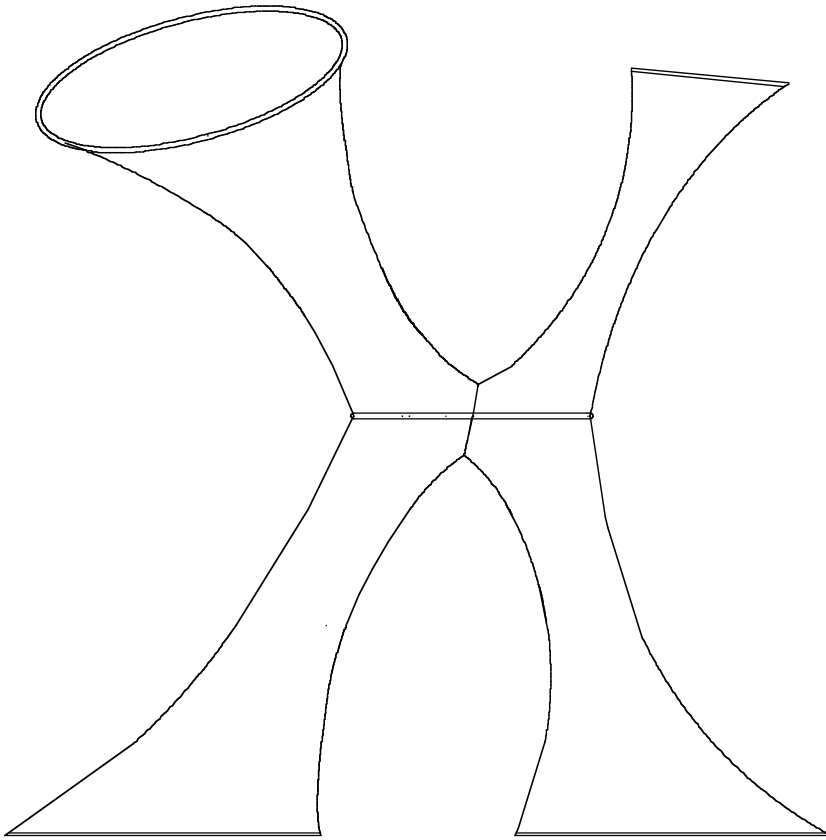


Full Size: approximately 125'

Half Size: approximately 63'

Complete 5 piece Ice Floe Stage

The Ice Floe Stage is usually used with vertical panels, and safety-rigged overhead. It can be made freestanding with stage jacks, quoted separately. All pieces must be anchored to the floor. Ice Floe pieces may also be suspended.



Hercules™

19'9" h x 19'9" w x 4' d
17' h x 17' w x 3' 4" d
12' h x 12' w x 2' 8" d

Ice Needle™

18' h x 4' diameter

Dreamsicle™

18' h x 4' diameter

Dreamsicle has a mesh outer layer, and an opaque fabric core.

Preassembled.

Classic™

18' h x 1'6" dia.

Spiral™

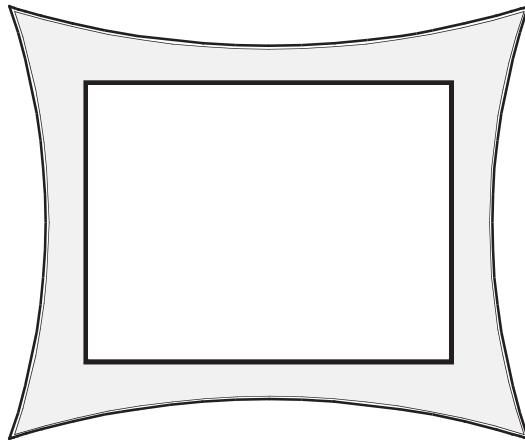
18' h x 3'2" diameter

Stretch fabric with aluminum and plastic tube frame

Preassembled.

Columns must be rigged overhead. The base is then anchored or weighted to the floor.

Hercules may be used as an entry

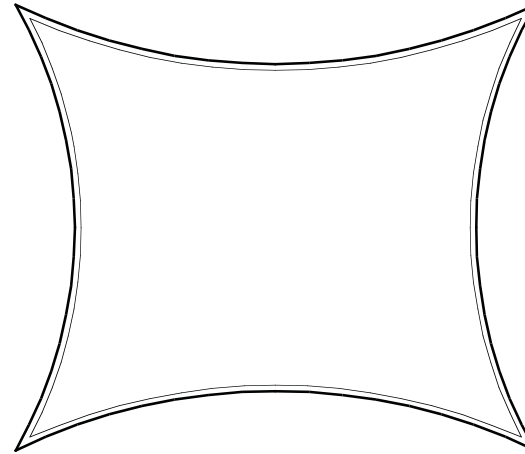


Projection Screen II™

14'4" h x 17'3" w (9' x 12' projection area)

Suitable for front or rear projection.
Screen is surrounded by stretch fabric
and framed with aluminum tube.

Must be rigged from overhead.



Projection Surface

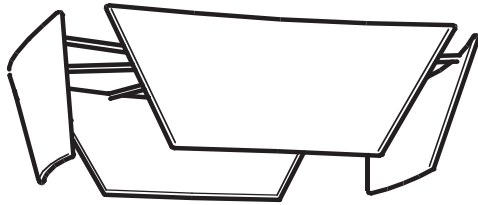
15' h x 17'6" w (9' x 12' projection area)

A stretch fabric Free Form Wing,
Projection Surface is suitable for
front projection as well as
rear projection of low resolution
environmental images.

Must be rigged from all four points.

Transformit Ready-Made

Sky Catchers™

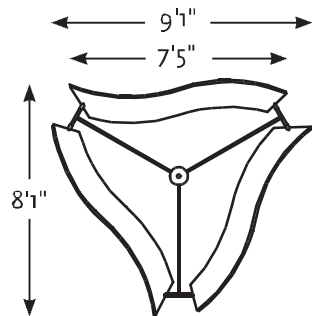


EC Trapezoid™


Small- graphic panel is 2'h x 4'8"w
 3 panel- overall size 2'h x 6'w x 5'5"d
 4 panel- overall size 2'h x 6'10"w x 6'10"d

Medium- graphic panel is 3'h x 5'11"w
 3 panel- overall size 3'h x 7'4"w x 6'8"d
 4 panel- overall size 3'h x 8'3"w x 8'3"d

Large- graphic panel is 4'h x 7'5"w
 3 panel- overall size 4'h x 8'11"w x 8'4"d
 4 panel- overall size 4'h x 10'3"w x 10'3"d



Plan View of a Large
3-panel Wave sign

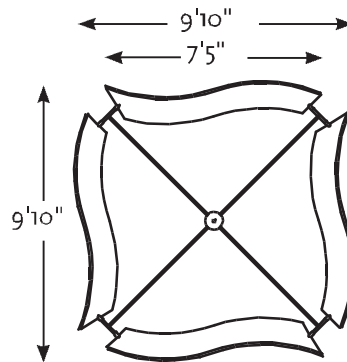


EC Wave™

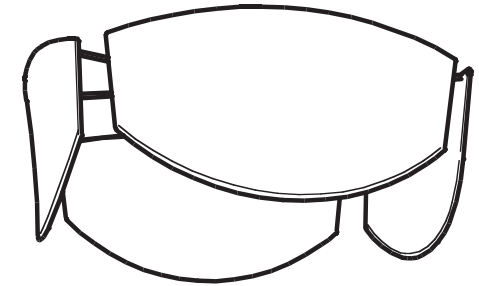
Small- graphic panel is 2'h x 4'8"w
 3 panel- overall size 2'h x 6'w x 5'5"d
 4 panel- overall size 2'h x 6'8"w x 6'8"d

Medium- graphic panel is 3'h x 5'11"w
 3 panel- overall size 3'h x 7'5"w x 6'8"d
 4 panel- overall size 3'h x 8'1"w x 8'1"d

Large- graphic panel is 4'h x 7'5"w
 3 panel- overall size 4'h x 9'1"w x 8'1"d
 4 panel- overall size 4'h x 9'10"w x 9'10"d




Plan View of a Large
4-panel Wave sign



EC Ellipse™

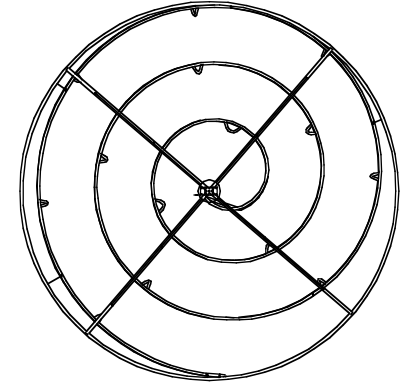
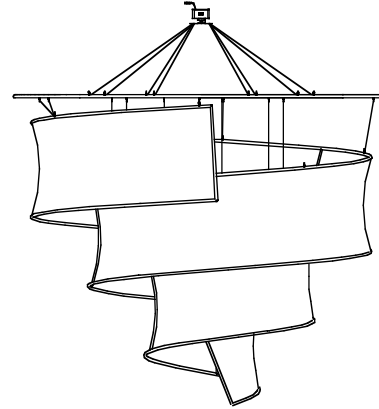
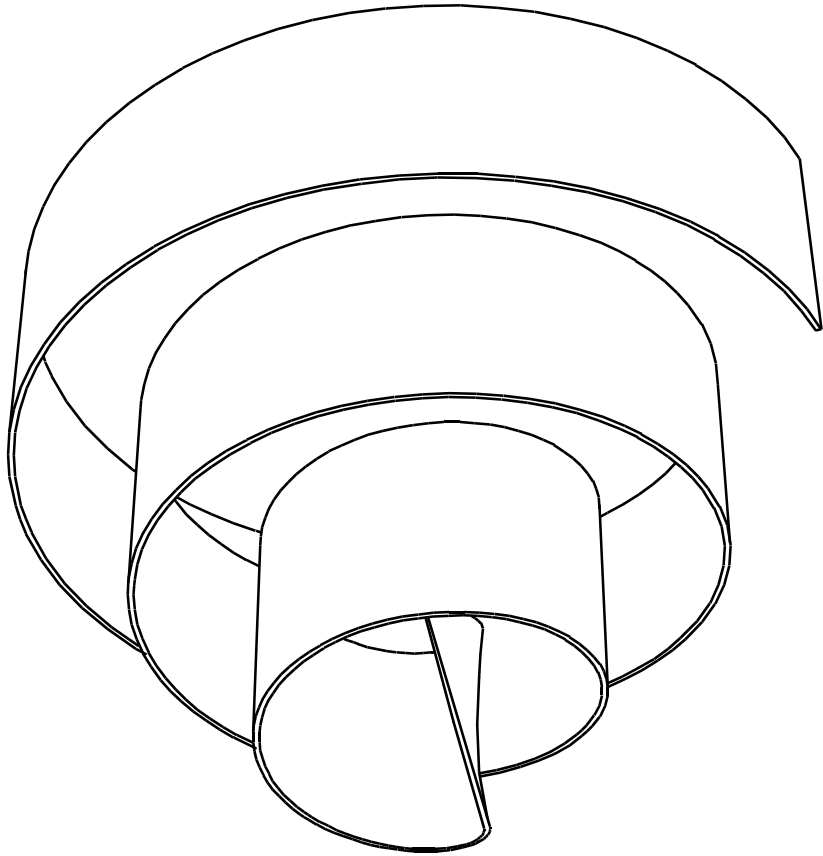
Large- graphic panel is 4'h x 7'3"w
 3 panel- overall size 4'h x 8'7"w x 8'1"d
 4 panel- overall size 4'h x 10'2"w x 10'2"d



A 3-tiered,
3-panel Wave Sign

Rigid fabric with aluminum tube frame.
 Available in 3 and 4-panel versions.
 Any EC sign may be stacked as shown on right.

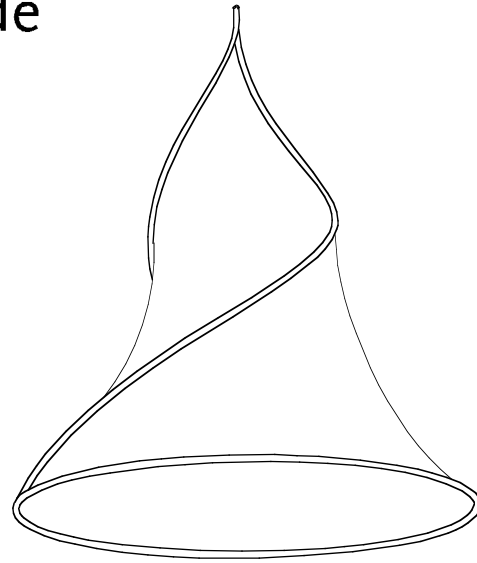
Support arms are anodized black to minimize visibility.



Spiral Ribbon™

- Small- 10'h x 12'2" diameter
graphic panel (unrolled) is 38"h x 70'7"w
- Medium- 12'9"h x 15'5" diameter
graphic panel (unrolled) is 48"h x 89'3"w
- Large- 16'6"h x 20' diameter
graphic panel (unrolled) is 63"h x 116'4"w

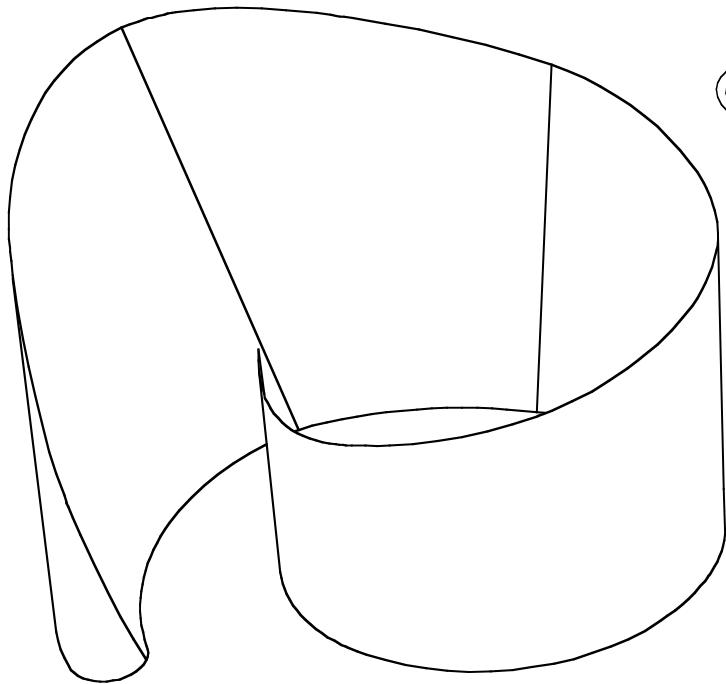
Spiral Ribbon comes with a circular top ring and single-point harness.
A 2RPM motor with swivel is optional.
Normal rotation is clockwise (viewed from above).



Smooch


10'h x 8'w x 8'd
(viewed from side/ below)

Smooch is to be suspended.
Smooch can be projected on from below.
Smooch is available with a rotator.
Hug and Big Hug can be lit from within.
Hug and Big Hug are available with PolySoft acoustic liner for use as meeting rooms.
Both Hugs come in left and right orientations.
Kiss and Big Kiss are available with uplighting kit.




Big Hug (Left)

15'h x 19'w x 12'd



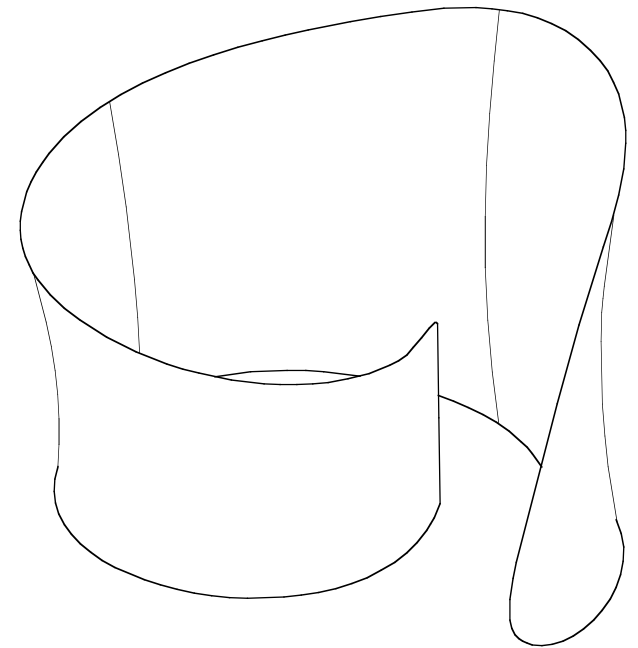
Big Kiss

15'h x 19'w x 12'd



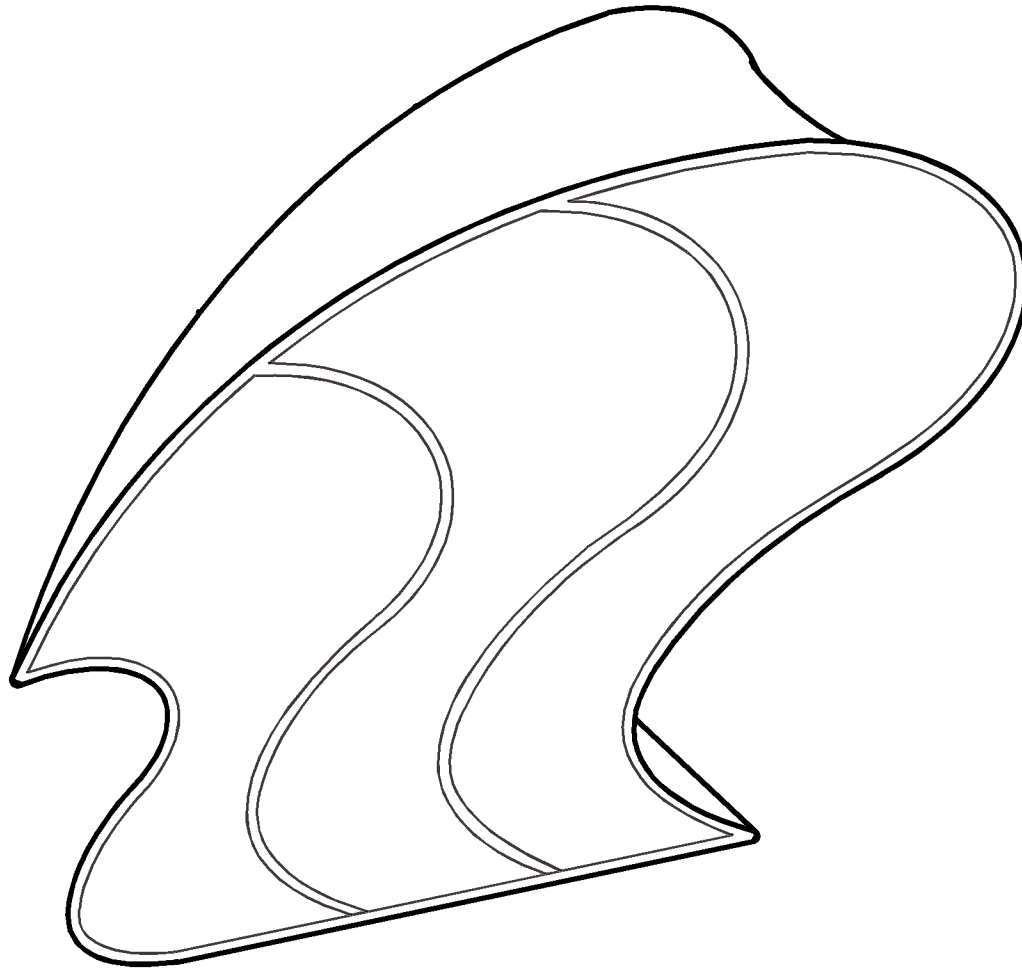
Kiss

9'8''h x 5'3''w x 4'8''d




Hug (Right)

12'6''h x 15'5''w x 11'3''d



Fiddlehead™

8'h x 9'6" w x 4'2" d
10'h x 12' w x 5'3" d



Silhouettes can be lit from within.
The frame is intended to show through.