

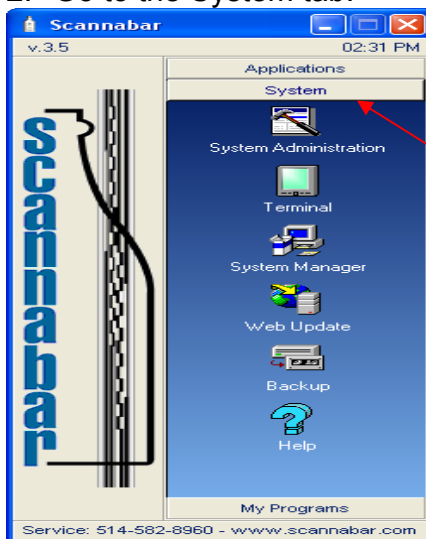
## Session Stuck in a Loop can't save Session:

This error means one of your DB tables has been corrupted. You will need to repair your DB and then log into your handheld to save your session.

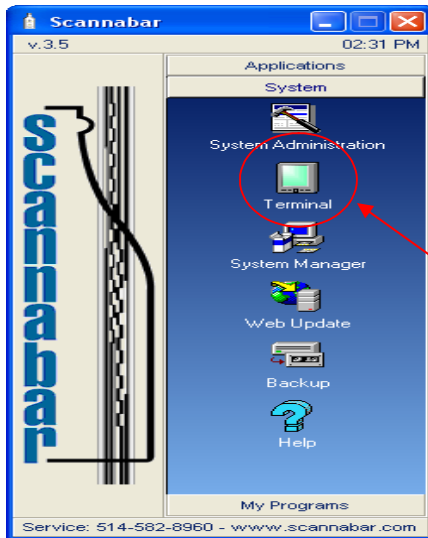
1. Log into your Scannabar Menu:



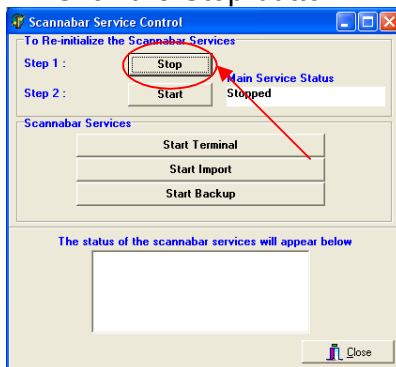
2. Go to the System tab:



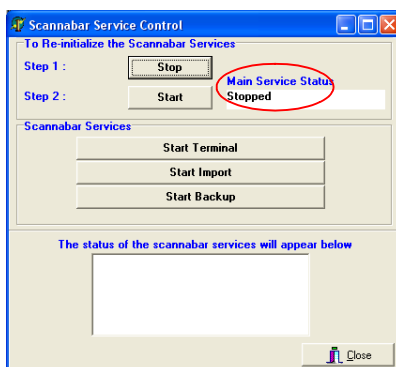
3. Click on the Terminal icon:



4. Click the Stop button:



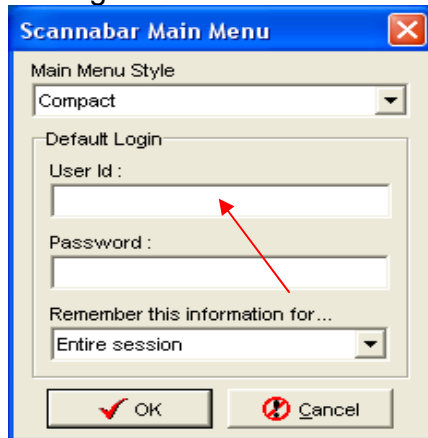
5. The Main Service Status will now show that its Stopped:



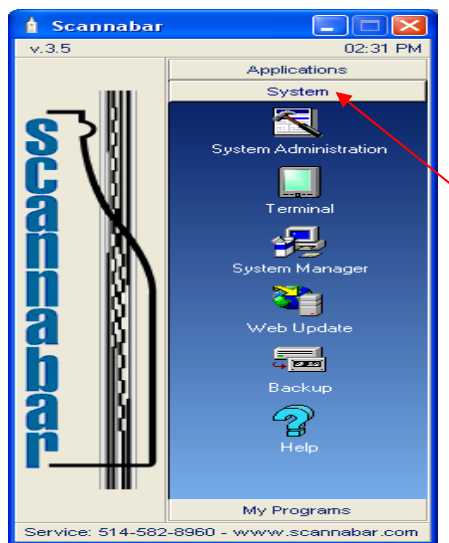
Now close this screen and any Scannabar programs that maybe open.

The next steps to try are a repair of the Scannabar tables:

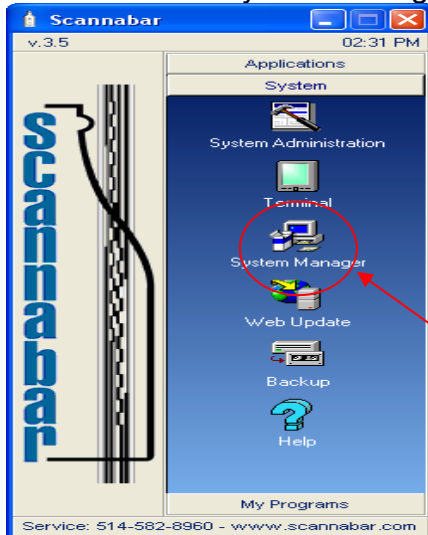
1. Log into the Scannabar Menu:



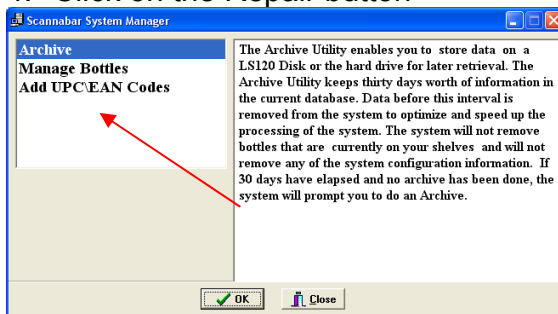
2. Click on the System tab:



3. Click on the System Manager icon



4. Click on the Repair button



5. You can try logging in again with your Handheld Scanner. Your problem should now be resolved save your session and you should be good.

If this did not resolve your problem please call one of our Solutions providers@1-800-939-8960 Ext: 2