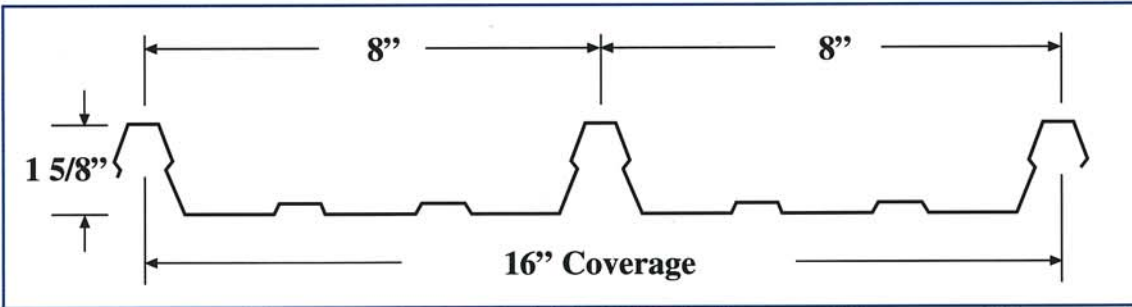


MIRAGE

PRODUCT INFORMATION



Mirage is a concealed fastener roofing panel with 1 5/8" high ribs spaced 8" on center. Mirage panels can be installed over solid decking or substructural members.

PANEL OPTIONS

Panel Width: 16"

Panel Configurations:
16" Ribbed

Standard Panel Length: Up to 40'
Please inquire for longer lengths.

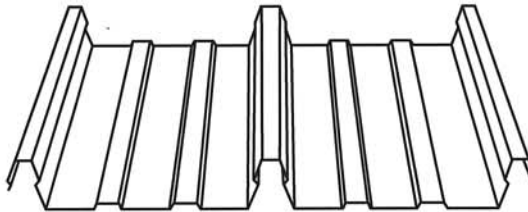

Substrate: Galvalume®

Paint System: Kynar 500®

Gauge: 24

Oil canning is a natural occurrence in metal panels and is not a cause for panel rejection.

*Please refer to Mirage Installation Manual (MM160) for Installation Details.



		TOP IN COMPRESSION			BOTTOM IN COMPRESSION			
Panel Gauge	Weight PSF	FY KSI	Ix IN.4	Se IN.3	Ma KIP IN.	Ix IN.4	Se IN.3	Ma KIP IN.
26	1.09	80	.0766	.0588	2.1110	.0463	.0549	1.9720
24	1.38	50	.1038	.0808	2.4190	.0654	.0730	2.1840

1. Section properties are calculated in accordance with the 1996 Edition of the Cold Formed Steel Design Manual.
2. Ix is for deflection determination.
3. Se is for bending.
4. Ma is the allowable bending moment.
5. All values are for one foot of panel width.

		ALLOWABLE LOADS (PSF)*																	
		POSITIVE WIND LOAD						LIVE LOAD						DEFLECTION (L/180)					
Ga.	FY KSI	3'	4'	5'	6'	7'	8'	3'	4'	5'	6'	7'	8'	3'	4'	5'	6'	7'	8'
26	80	243	137	88	61	45	34	183	103	66	46	34	26	375	158	81	47	30	20
24	50	270	152	97	67	50	38	202	114	73	51	37	28	517	218	112	65	41	27

1. Allowable uniform loads are based upon panels covering (3) three or more continuous spans.
2. Live is the allowable live or snow load.
3. Deflection is the allowable load that limits the panel deflection to L/180.
4. Weight of the panel has not been deducted from the allowable loads.
5. Web crippling has not been checked for the allowable loads shown above.

MAKO STEEL INC.

800-383-4932

www.makosteel.com

info@makosteel.com

McElroy Metal, Inc.

TESTING

Class A - Fire Rating

UL 2218 - Class 4 Impact Resistance

MIRAGE